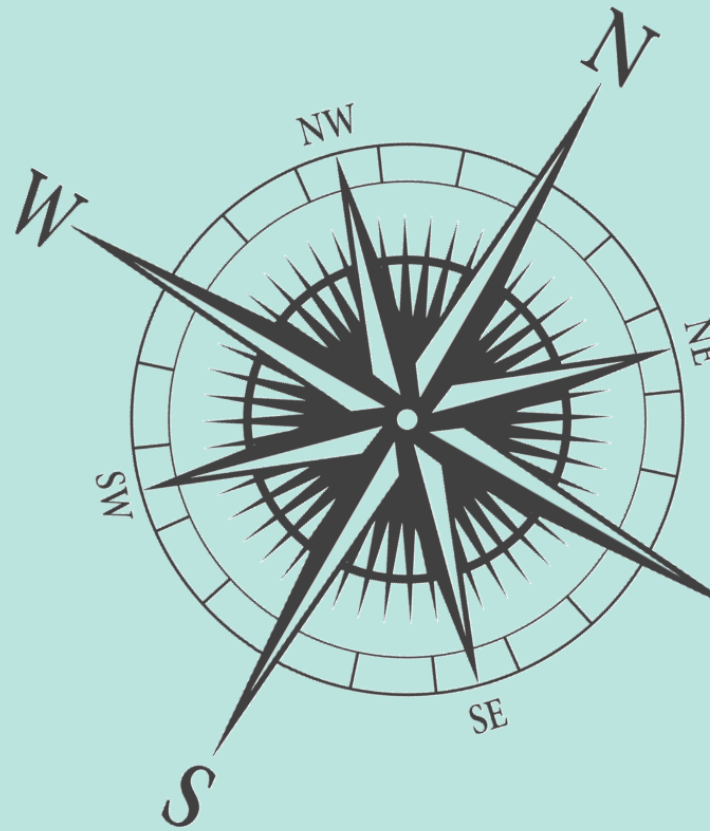




Annual Report

2020



PORT STATE CONTROL (PSC) & FLAG STATE INSPECTION (FSI)

**PUBLISHED BY: DIRECTORATE GENERAL OF SHIPPING
GOVERNMENT OF INDIA**



**Directorate General of Shipping
(Indian Maritime Administration)**

This work is copyright. It may be reproduced in whole or part subject to the inclusion of an acknowledgment of the source, but not for commercial usage or sale.

Further information may be obtained from:

Port State Control Cell,
Directorate General of Shipping
9th Floor, Beta Building,
I-Think Techno Campus,
Kanjurmarg (East),
Mumbai - 400 042 (India)

Tel. No.: 91-22-25752040/41/42/43/45 Fax.
No.: 91-22-25752029/35
Email: dgship-dgs@nic.in
psc-dgs@nic.in

This report is available on Directorate General of Shipping website: www.dgshipping.gov.in

IOMOU detention data is available on Indian Ocean Memorandum of Understanding (IOMOU)
on Port State Control website: www.iomou.nic.in

**THIS PAGE IS
INTENTIONALLY KEPT
BLANK**

Message from Director General of Shipping

In the year 2020, as a response to challenges faced due to Covid-19 pandemic, this Directorate has accelerated its special focus on automation and digitalization that were continuing from the previous years to improve monitoring mechanism and to reduce delay in processing of various tasks. The acceleration has brought lot many innovative ideas in our traditional processes and speeded the adoption of digital technologies by several years.



This year, this Directorate has implemented three tier training approach for completing requisite courses to obtain / renew COCs / COPs. We have also implemented online exit examination system for mandatory STCW related courses conducted at various institutes to ensure uniform competency standards amongst all the seafarers. This Directorate has also implemented online oral examination for all grades of officers and rotation of examiners between MMDs.

Also, this year the Directorate has been notified as National Authority for matters pertaining to ship recycling and the ship recycling rules have been notified. Further, this Directorate has assisted in the development of National Action Plan for air pollution and initiated a pilot project to develop shore power supply services to visiting ships in JNPT.

Current COVID 19 situation

The shipping industry and especially the seafarers got adversely impacted due to COVID-19 pandemic. Travel restrictions, and lock down imposed by the governments around the world have created significant hurdles for repatriation of seafarers, crew changeovers, timely re-validation of seafarer certificates and timely completion of periodical surveys & audits by Indian ship owners. This Directorate has taken pragmatic and practical steps addressing the changing needs of the seafarers and ship owners during the ongoing crisis by easing up the travel restrictions, implementing online courses and exams for assessing continual proficiency of seafarers, networking with various Ministries so as to promptly obtain chartered flight and port clearances, and further devising frame work for remote survey of ships and extension of statutory certificates. The adverse circumstances posed by COVID-19 have taught us how to work together, support each other, utilize technology and self-regulate. I am sure the lessons learnt will definitely contribute in improving the performance of our ships in every aspect.

Way ahead

The Directorate's initiatives in automation and digitizing the platforms serving various facets of shipping fraternity is a paradigm shift in the governance and also helps in maintaining transparency and speed up the process.

The directorate's policy making has always been the driving factor in increasing the Indian tonnage and Indian Seafarers on board. The safety of Indian seafarers, the prevention of marine pollution, safety of ship and the promotion of maritime education, and compliance to various International maritime conventions continue to remain the focal point of directorate's policy making and in the ongoing revamping of Merchant Shipping Bill.

In achieving its goal, this Directorate has identified set of objectives with time lines in line with the Maritime India Vision 2030 so as to foster the development of Maritime sector.

Port State performance

As India aim to be a modern Maritime Administration, it is of great concern to see that India continues to be in grey list of Paris and Tokyo MoU. However, the efforts in the last few years have seen a reduction in port state detention of Indian ships and improvement of performance under USCG. The performance needs to be improved further in the upcoming years to ensure that India gets eligible for USCG Qualship 21 program and gets listed in the white list of Paris and TokyoMoUs.

I congratulate the officers and staff of the Directorate General of Shipping for their assiduous work in bringing out this exhaustive and informative report about the performance of Port State inspection and Flag State inspection of Indian and/or foreign flag vessels for twelfth consecutive year. I am sure that this report will assist scientific decision making and judicious investment of time and resources by all stake holders to make Indian Shipping safe and Indian coast free from casualties.



Amitabh Kumar
Director General of Shipping
cum
Additional Secretary to GoI.

Foreword by Chief Surveyor

It is with great pleasure, on behalf of the Directorate to present the 2020 Annual Report on Port State and Flag State control activities of the Indian Maritime Administration. I consider this as a platform wherein we can introspect to improve our performance in various aspects of shipping.

In 2020, Indian Maritime Administration has taken various pro-active steps and implemented remote survey / audit requirements while meeting its International obligations. Reducing climate change resulting from anthropogenic greenhouse gas (GHG) emissions from shipping is going to remain a high priority internationally. For this timely reporting of fuel consumption data by the ship owners has been acknowledged, however, it is urged to ensure that the collected and reported data is accurate and is as per the requisite IMO guidelines so as to formulate effective regulations to achieve GHG reduction goals.

The core purpose of any Port State inspection (PSC) and Flag State Implementation (FSI) regime is to discourage sub-standard shipping visiting ports or remain in commercial operation through scientific targeting and by effective use of available resources. This Administration has strived to optimize the number of inspections by setting target to inspect Priority-I (high-risk) ships for PSC and periodical inspection for FSI.

This year the Directorate has restricted regular PSC due to COVID pandemic and the number of inspections has dropped substantially, resulting in 123 initial inspections. Though the PSCs were relaxed the vessels which are reported with deficiencies were duly attended to meet its obligations to eliminate sub-standard ships.

Under FSI regime, there is 15% decrease in number of inspections conducted in 2020 when compared to 2019 due to extension and waiver of FSI's during COVID pandemic. There is increase in detention rate from 3.33% in 2019 to about 4.31% in 2020 along with increase in average deficiency index from 6 to 7.26 signifying downtrend in the condition of Indian flag vessels.

Indian flag performance is improved under USCG by getting de-listed from the targeted flag administration in the year 2019 thereby ensuring minimum number of inspections are conducted for Indian flag vessels. This performance was continued in the year 2020 and has shown uptrend in their level of compliance with international standards during USCG inspections but has not met requirement of at least 10 port state control inspections per calendar year for the previous three years so as to qualify for QUALSHIP 21 eligibility program. India is still in the Grey list of Paris and TOKYO MOU and rating of Indian flag performance under both Paris MoU and Tokyo MoU regions is yet to be improved.



With a goal to bring India in the White list of both Paris and Tokyo MoU and get eligible for USCG Qualship21 program in the upcoming years, a better monitoring of Indian ships by all stake holders and regulators is anticipated.

The annual report, like earlier reports, gives a detailed statistical analysis based on a multitude of factors such as age and type of vessels and details the performance of all the stakeholders involved in the safe operation of ships. It is expected that all the stakeholders will carefully analyze the report in detail and draw their own lessons learnt for the benefit of their company, ships. Seafarers are advised to specially focus on the grounds where deficiencies are raised under PSC/FSI by the port State control authorities and the flag surveyors / inspectors and rectify them in their ships whenever they come across such deficiencies on their ships and it is certain that by doing so they assist in improving their employability.

Improvement in the performance of Indian flag vessel under all PSC regimes should be the immediate goal for all of us; and it should remain as a principle to follow by all stake holders, especially the ship-owners/managers and the seafarers. We therefore should all cooperate, assist and contribute each other towards improving the quality of Indian ships and it must remain as our common goal.

The year 2021 is a challenging year due to implementation of remote monitoring activities during the current COVID 19 pandemic. Hence effective implementation of PSC and FSI requirements will require sensible decision, close monitoring by all stake holders and more of self-regulation by the ship owners / operators and seafarers.

I am sure; collectively this will be achieved by promoting quality, encouraging effective self-regulation, and fostering full obedience to the law by everyone involved in ship and shipping. This can be achieved when we avoid the culture of just ensuring the ship is in possession of valid statutory certificates but remain focused to enhance the quality of our ship and ensure that we all fulfill the legal, commercial and ethical responsibilities at individual level (s) as well as collectively.



S. Barik

Chief Surveyor with the GoI

Keywords

- **Average Deficiency Index:** It is the ratio of total number of deficiencies of all ships to the total number of inspections of all ships in that category.
- **Detention Rate:** It is the percentage of the total number of detained vessels to the total number of inspections of all ships in that category.
- **Nil Deficiency Rate:** It is the percentage of the total number of inspected vessels with nil deficiency to the total number of inspections of all ships in that category.



Sr. No.	Section	Pg. No.	
	Topic	Reference	
1	Port State Control (PSC) in India		
	Trend Analysis of Port State Inspection Statistics		
	Number of PSC Inspections in last 4 years	Figure 1	12
	Comparison of PSC Inspections by district	Figure 1A	12
	Number of PSC Inspections by Kolkata District	Figure 2A	13
	Number of PSC Inspections by Mumbai District	Figure 2B	13
	Number of PSC Inspections by Chennai District	Figure 2C	13
	Number of PSC Inspections by Kochi District	Figure 2D	14
	Number of PSC Inspections by Kandla District	Figure 2E	14
	Overall PSC performance Trends	Table 1	15
	Number of PSC Detentions	Figure 3	15
	Detention Rate	Figure 4	15
	Performance parameter: Avg. deficiencies/ship	Figure 5A	15
	Performance parameter: Nil Deficiency index	Figure 5B	15
	Trend analysis of Performance parameter : Ship-type		
	Comparison of Detentions to Inspections: Bulk Carriers	Figure 6A	16
	Comparison of Detentions to Inspections : Chemical Tankers	Figure 6B	16
	Comparison of Detentions to Inspections: Oil Tankers	Figure 6C	16
	Comparison of Detentions to Inspections: Gas Carriers	Figure 6D	16
	Comparison of Detentions to Inspections : Container Vessels	Figure 6E	17
	Comparison of Detentions to Inspections : General Cargo/Multi-purpose vessels	Figure 6F	17
	Trend analysis of Performance parameter : Age		
	Performance Parameters : Age category 0-12 Years	Table 2A	18
	Performance Parameters : Age category 12-20 Years	Table 2B	18
	Performance Parameters : Age category over 20 Years	Table 2C	19
	Trends Analysis of Age based Performance parameters		
	Percentage of vessels inspected: Age less than 12 years	Figure 7A	20
	No. of detentions: Age less than 12 years	Figure 7B	20
	Percentage of vessels inspected: Age 12-20 years	Figure 7C	20
	No. of detentions: Age 12-20 years	Figure 7D	20
	Percentage of vessels inspected:	Figure 7E	20



	Age over 20 years		
	No. of detentions: Age over 20 years	Figure 7F	20
	Performance parameter: Nil-deficiency index	Figure 7G	21
	Trend Analysis of Performance of Classification Societies		
	Performance: Recognized Organizations	Table 3A	22
	Performance: Recognized Organizations based on IACS Membership	Table 3B	22
	Performance parameters of RO with IACS Membership	Figure 8A	23
	Performance parameters of RO with non-IACS Members	Figure 8B	23
	Performance parameters of Inspected ships with ABS as RO	Figure 8C	24
	Performance parameters of Inspected ships with BV as RO	Figure 8D	24
	Performance parameters of Inspected ships with CCS as RO	Figure 8E	25
	Performance parameters of Inspected ships with DNV-GL(AS) as RO	Figure 8F	25
	Performance parameters of Inspected ships with KRS as RO	Figure 8G	26
	Performance parameters of Inspected ships with LR as RO	Figure 8H	26
	Performance parameters of Inspected ships with NK as RO	Figure 8I	27
	Performance of Flag State		28
	Distribution of Deficiencies across Deficiency Codes		29
	Areas with more than 2.5% deficiencies	Figure 9	35
	List of ships detained under PSC		36
	Flag State Inspection of Indian Ships		37
	FSI Statistics for 2020		
	Comparison of FSI Inspections (in India) and GE (abroad)	Figure 10	39
	Performance of Indian Ships under FSI and GE	Figure 11	39
	FSI Inspections and Detentions		
	Distribution of FSI Inspections across regions	Figure 12	40
	Comparison of FSI Inspections and Detentions	Figure 13A	40
	Detention Rate in FSI Inspections	Figure 13B	41
	Flag State Inspection Performance based on	Table 4	41



	Ship Type		
	Comparison of FSI Inspections and Detentions of Bulk Carriers	Figure 14A	42
	Comparison of Detention rate of Bulk Carriers	Figure 14B	42
	Comparison of FS Inspections and Detentions of Oil Tankers	Figure 14C	43
	Comparison of Detention rate of Oil Tankers	Figure 14D	43
	Comparison of FS Inspections and Detentions of Tug boats/Pilot launch	Figure 14E	44
	Comparison of Detentions rate of Tug boats/Pilot launch	Figure 14F	44
	Comparison of FS Inspections and Detentions of Offshore vessels	Figure 14G	45
	Comparison of Detention rate of Offshore vessels	Figure 14H	45
	GE & FSI Performance of Ships		
	GE Performance based on Ship Type	Table 5	46
	FSI performance of ships		
	- less than 500GT	Table 6A	46
	- between 500 and 3000 GT	Table 6B	46
	- more than 3000 GT	Table 6C	47
	- less than 5 years of age	Table 7A	47
	- between 5-15 years of age	Table 7B	47
	- between 15-25 years of age	Table 7C	48
	- more than 25 years of age	Table 7D	48
	FSI Performance of Organizations		
	- of Recognized Organization	Table 8	49
	- of Shipping Companies	Table 9	49-53
	Trend Analysis of Performance parameters: Inspections		
	Performance parameters for IRS	Figure 15A	54
	Performance parameters for ABS	Figure 15B	54
	Performance parameters for BV	Figure 15C	55
	Performance parameters for DNV-GL (AS)	Figure 15D	55
	Performance parameters for LR	Figure 15E	56
	Performance parameters for NK	Figure 15F	56
	Trend analysis of Flag State Inspection Statistics		
	Distribution of Deficiencies across Deficiency Codes	Table 10	57-62
	Areas with more than 2% deficiencies	Figure 16	63
	List of ships detained under FSI	Table 11	64



3	Port State Control (PSC) of Indian Flag Ships in Foreign Ports			65
	Detention and Detention Trends of Indian Ships			
	Distribution of inspections of Indian vessels under PSC	Figure 17		68
	Detention of Indian Ships under PSC	Figure 18A		68
	Detention of Indian Flag Vessels inspected in Tokyo MoU	Figure 18B		69
	Detention of Indian Flag Vessels inspected in Paris MoU	Figure 18C		69
	Detention of Indian Flag Vessels inspected in Riyadh MoU	Figure 18D		70
	Detention of Indian Flag Vessels inspected in USCG	Figure 18E		70
	Detention of Indian Flag Vessels inspected in IOMOU	Figure 18F		71
	Detention of Indian Flag in Regional PSC Regimes	Figure 18G		71
	Performance of Indian Flag Vessels inspected under various PSC Regimes	Table 12		72
	Performance of Indian Ships : Age based			72
	- Performance of Indian Vessels	Table 13A		72
	- Performance of Bulk Carriers	Table 13B		72
	- Performance of Chemical Tankers	Table 13C		73
	- Performance of Gas Carriers	Table 13D		73
	- Performance of Other Type vessels	Table 13E		73
	- Performance of General Cargo Vessels	Table 13F		73
	- Performance of Oil Tankers	Table 13G		74
	- Performance of Vehicle Carrier	Table 13H		74
	Performance and Performance Trends of Recognized Organizations			
	Performance of Recognized Organizations	Table 14		75
	Detention trend of Recognized Organizations	Figure 19		75
	Performance of Indian Shipping Companies	Table 15		76
	List of Detainable deficiencies observed during the Port State Control Inspection of Indian Flag Ships			77
	Description of Detainable deficiencies			77
	List of ships detained under Port State Control	Table 16		78
4	Info-graphics			79



Port State Control (PSC) in India



Trend analysis of Port State Inspection Statistics

India is a member of Indian Ocean Memorandum on Port State control along with 20 other members. The ultimate goal of IOMOU is to identify and eliminate substandard ships from the region.

To achieve the above objectives, Indian law under various sections of the Merchant Shipping Act, 1958 gives power to Indian Port State surveyors to inspect foreign ships when in Indian ports for compliance to various conventions to which India is a signatory.

Section 342 of MS Act, 1958 gives powers to detain a sub- standard ship and Section 334 states that “A ship is ‘unseaworthy’ within the meaning of this Act when the materials of which she is made, her construction, qualifications of the master, the number, description and qualifications of the crew including officers, the weight, description and stowage of the cargo and ballast, the condition of her hull and equipment, boilers and machinery are not such as to render her in every aspect fit for the proposed voyage or service”.

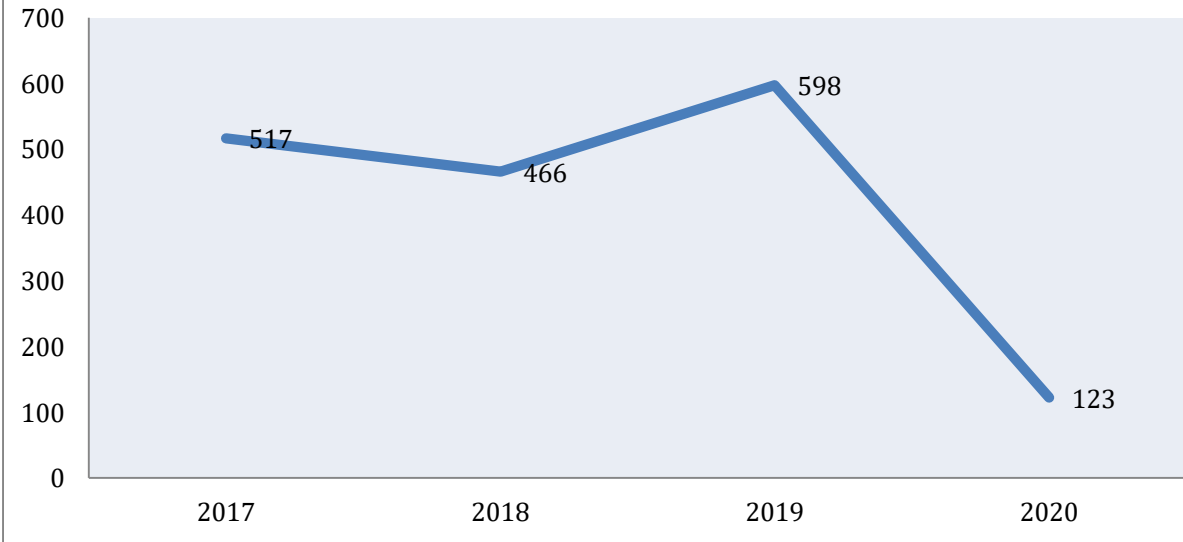
India has been carrying out its commitment to identify and eliminate sub- standard shipping year on year and has been publishing the results of port state inspections annually from last many years. In the calendar year 2020, India conducted 123 initial inspections. Though these inspections were conducted on various types of vessels, majority were conducted on Bulk carriers, that is, about 25.20% of the total initial inspections. More than 32.50% of all vessels inspected were less than 12 years of age.

There were a total of 667 deficiencies identified during these 123 initial inspections constituting an average of 5.42 deficiencies per ship. About 19.51% of ships inspected were found without any deficiencies.

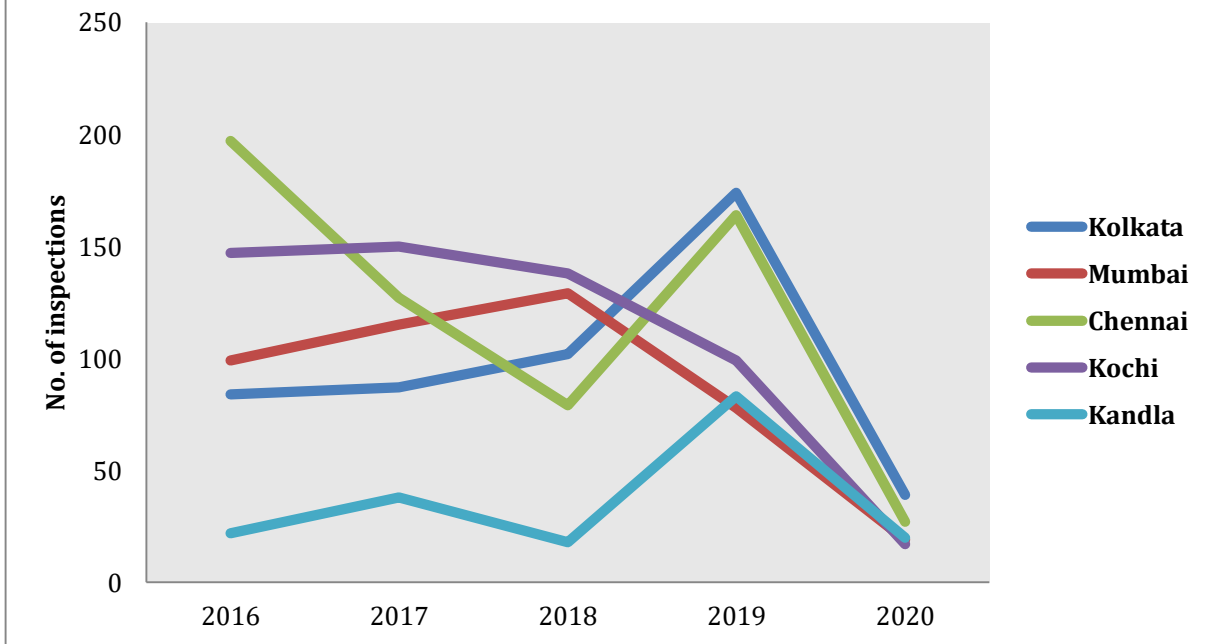
There were a total of 16 detentions constituting a detention rate of 13%. Maximum numbers, that is, 8 of all vessels detained were Oil Tankers and with 18 initial inspections it constitutes a detention rate of 44.44%.



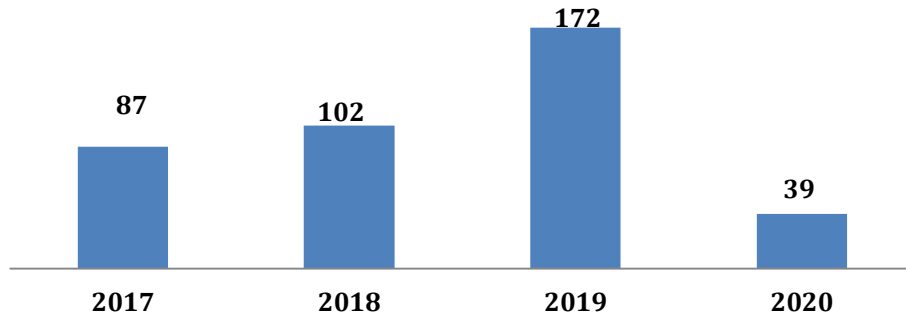
**Trends - Number of PSC Inspections from 2017-2020
(Figure 1)**



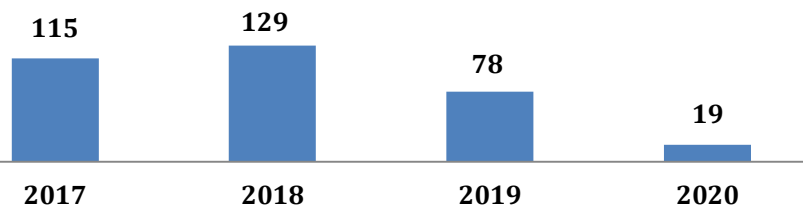
**Trends - Comparison of PSC Inspections by district
Figure 1A**



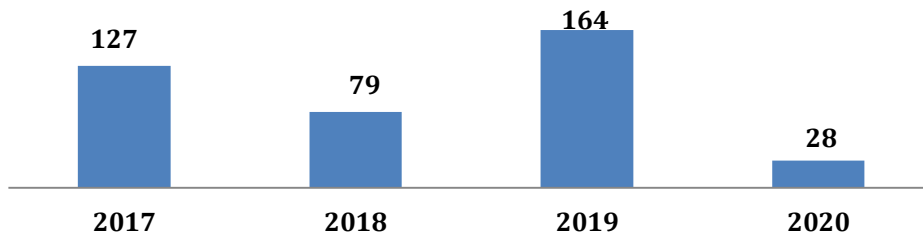
Trends - Number of PSC Inspections by Kolkata District (Figure 2A)



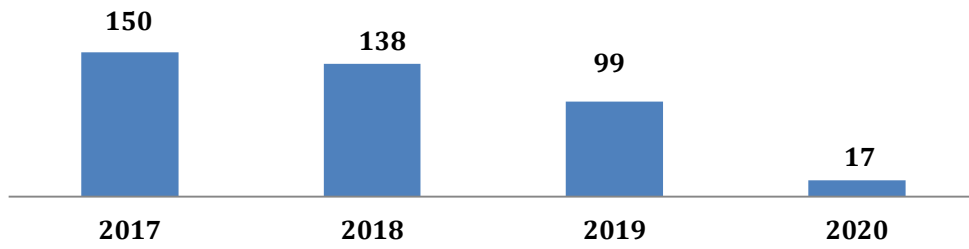
Trends - Number of PSC Inspections by Mumbai District (Figure 2B)



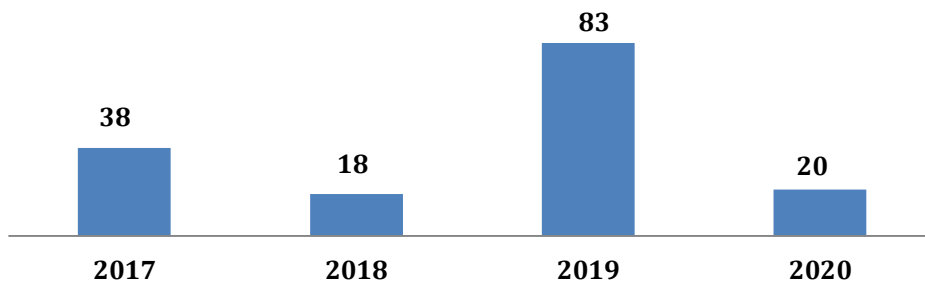
Trends - Number of PSC Inspections by Chennai District (Figure 2C)



**Trends - Number of PSC Inspections by Kochi District
(Figure 2D)**



**Trends - Number of PSC Inspections by Kandla District
(Figure 2E)**

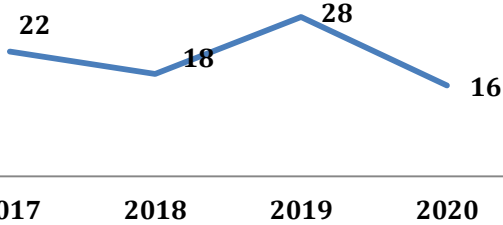


Overall PSC Performance Trends

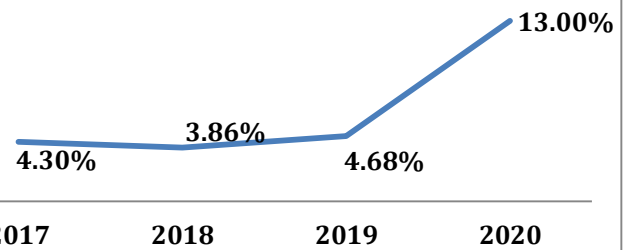
Table 1: PSC Performance

Ship Type	Number of Inspections	Number of Detentions	Avg. Deficiency Index	Nil-Deficiency Rate
Bulk Carrier	32	02	4.25	0.25
Chemical Tanker	29	04	3.86	0.31
Container Ship	13	00	2.46	0.07
Gas Carrier	05	00	2.4	0.20
General Cargo/ Multi-Purpose Ship	24	02	6.33	0.12
Oil Tanker	18	08	11.94	0.11
Ro-Ro Cargo Ship	02	00	4.00	0.00
Total	123	16	5.42	0.19

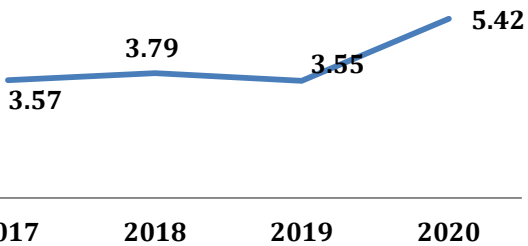
Trends - Number of PSC Detentions (Figure 3)



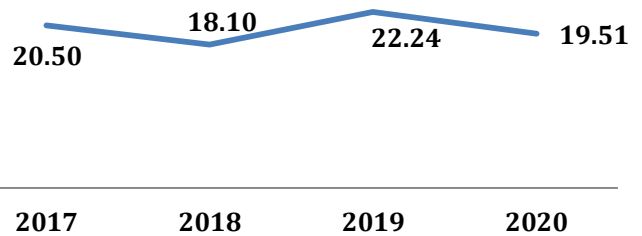
Trends - Detention Rate (Figure 4)



Trends - Performance parameter: Avg. Deficiency Index (Figure 5A)



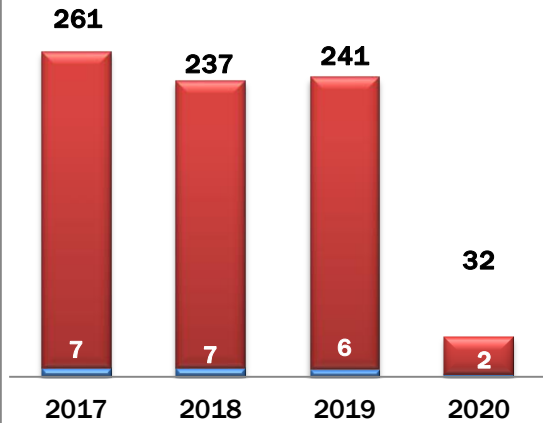
Trends - Performance parameter: Nil Deficiency Percentage (Figure 5B)



Trend analysis of Performance parameter: Ship-type

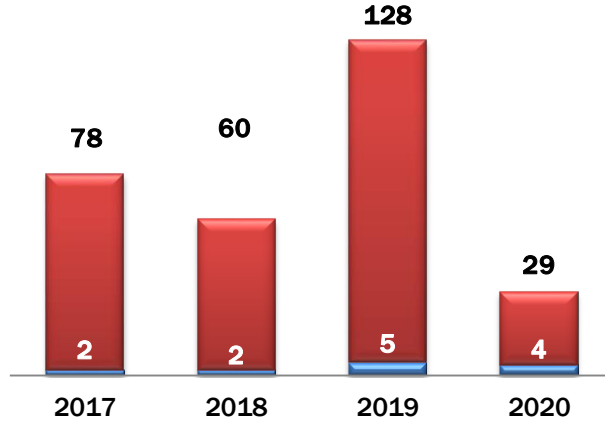
Trends - Comparison of Detentions to Inspections : Bulk Carriers (Figure 6A)

■ No. of Detentions ■ No. of Inspections



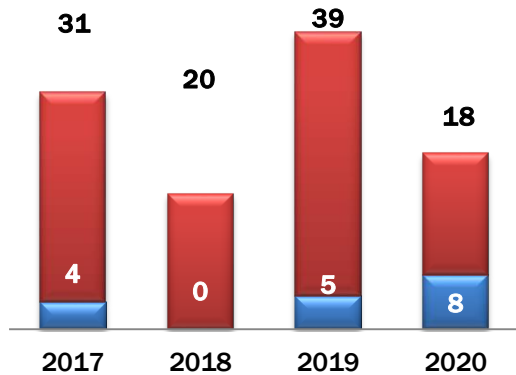
Trends - Comparison of Detentions to Inspections : Chemical Tankers (Figure 6B)

■ No. of Detentions ■ No. of Inspections



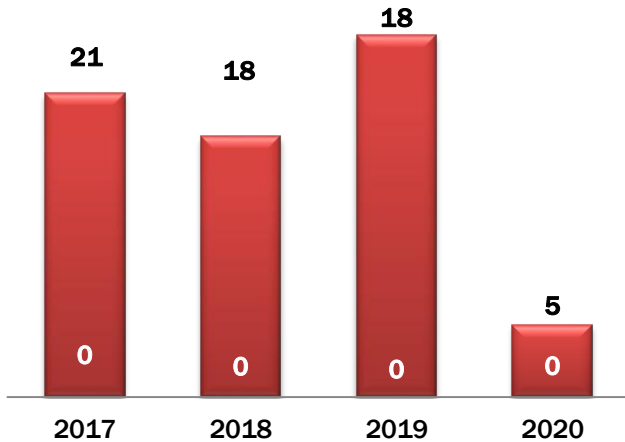
Trends - Comparison of Detentions to Inspections : Oil Tankers (Figure 6C)

■ No. of Detentions ■ No. of Inspections



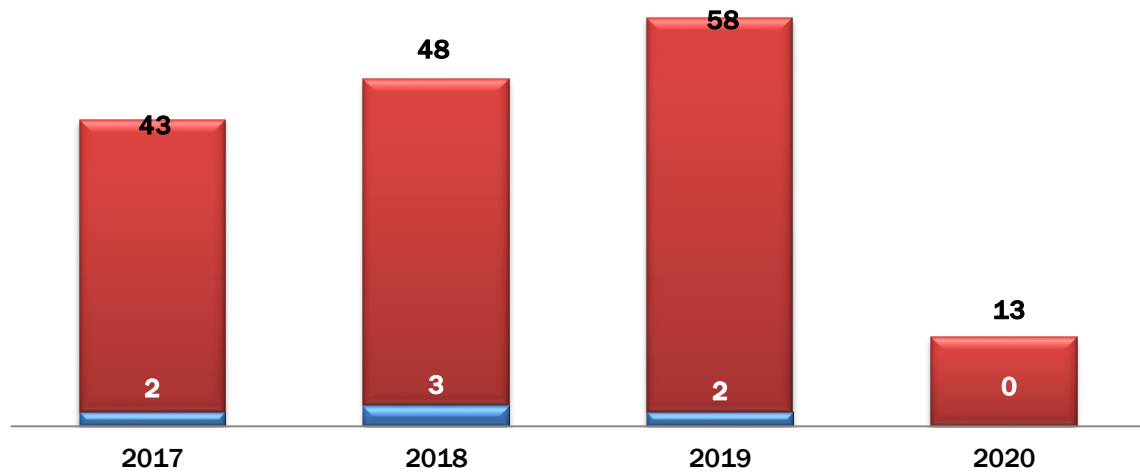
Trends - Comparison of Detentions to Inspections : Gas Carriers (Figure 6D)

■ No. of Detentions ■ No. of Inspections



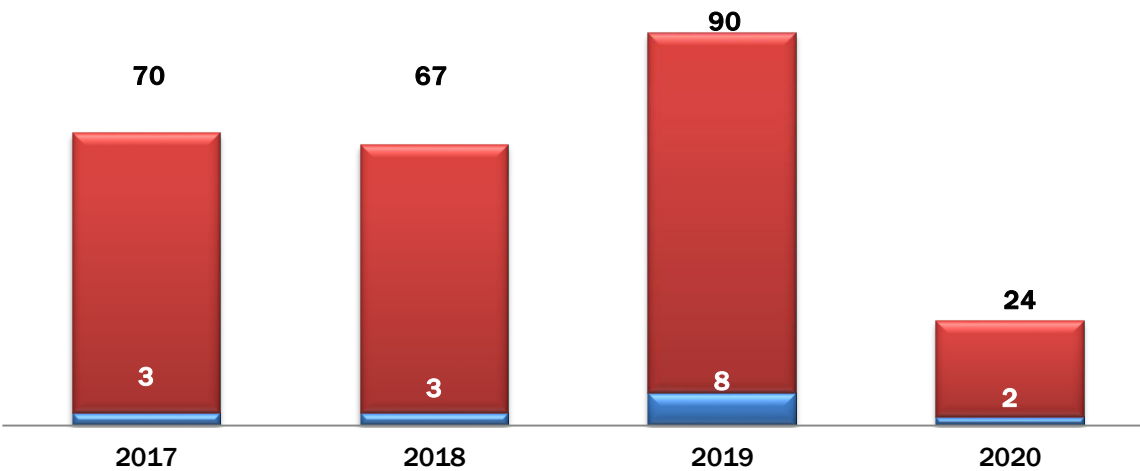
Trends - Comparison of Detentions to Inspections : Container Vessels (Figure 6E)

■ No. of Detentions ■ No. of Inspections



Trends - Comparison of Detentions to Inspections : General Cargo/Multi-purpose vessels (Figure 6F)

■ No. of Detentions ■ No. of Inspections



Trend Analysis of Performance parameter: Age

**Table 2A: Performance Parameters of various ship types
(Age category 0-12 Years)**

Type of vessel	Number of Inspections	Number of Detentions	Avg. Deficiency Index	Nil-Deficiency Rate
All Types	47	01	1.95	0.34
Bulk Carriers	16	00	1.87	0.37
Oil Tankers	04	01	5.25	0.25
Chemical tankers	13	00	0.69	0.54
Gas carrier	01	00	0.00	1.00
Container	02	00	2.50	0.50
General Cargo/Multi-Purpose Vessel	10	00	2.20	0.20
Ro-ro cargo ship	01	00	5.00	0.00

**Table 2B: Performance Parameters of various ship types
(Age category 13-20 Years)**

Type of vessel	Number of Inspections	Number of Detentions	Avg. Deficiency Index	Nil-Deficiency Rate
All Types	48	06	5.04	0.10
Bulk Carriers	09	01	3.89	0.22
Oil Tankers	07	03	13.28	0.14
Chemical Tankers	08	01	2.87	0.12
Gas Carriers	03	00	3.33	0.00
Container ship	10	00	2.60	0.00
General Cargo/Multi-Purpose Vessel	10	01	5.20	0.10
Ro-Ro Cargo Vessel	01	00	3.00	0.00



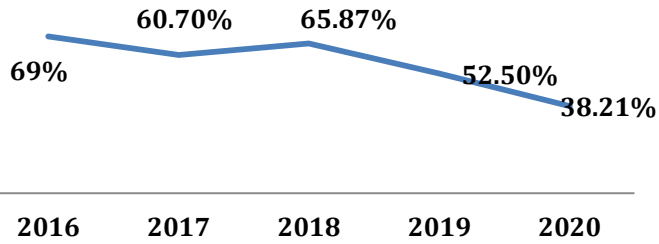
**Table 2C: Performance Parameters of various ship types
(Age category: over 20 Years)**

Type of vessel	Number of Inspection	Number of Detentions	Avg. Deficiency Index	Nil-Deficiency Rate
All Types	28	9	11.89	0.03
Bulk Carriers	7	1	10.14	0.00
Oil Tankers	7	4	14.42	0.00
Chemical Tankers	8	3	10.00	0.12
Gas Carriers	1	0	2.00	0.00
Container	1	0	1.00	0.00
General Cargo/Multi-Purpose Vessel	4	1	19.5	0.00

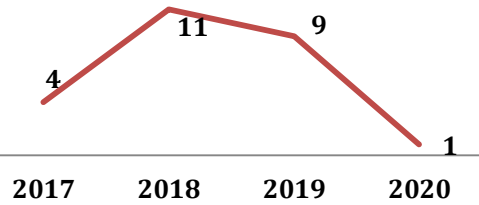


Trends Analysis of Age based Performance parameters

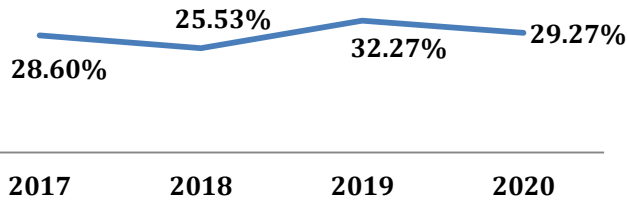
**Trends - Percentage of vessels inspected:
Age 0-12 years (Figure 7A)**



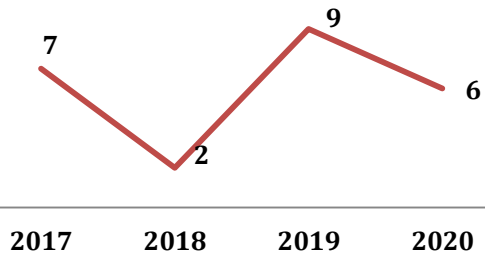
**Trends - No. of detentions:
Age 0- 12 years (Figure 7B)**



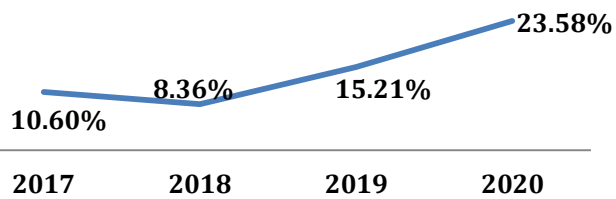
**Trends - Percentage of vessels inspected:
Age 13-20 years (Figure 7C)**



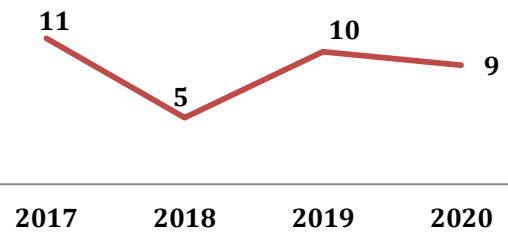
**Trends - No. of detentions:
Age 13-20 years (Figure 7D)**



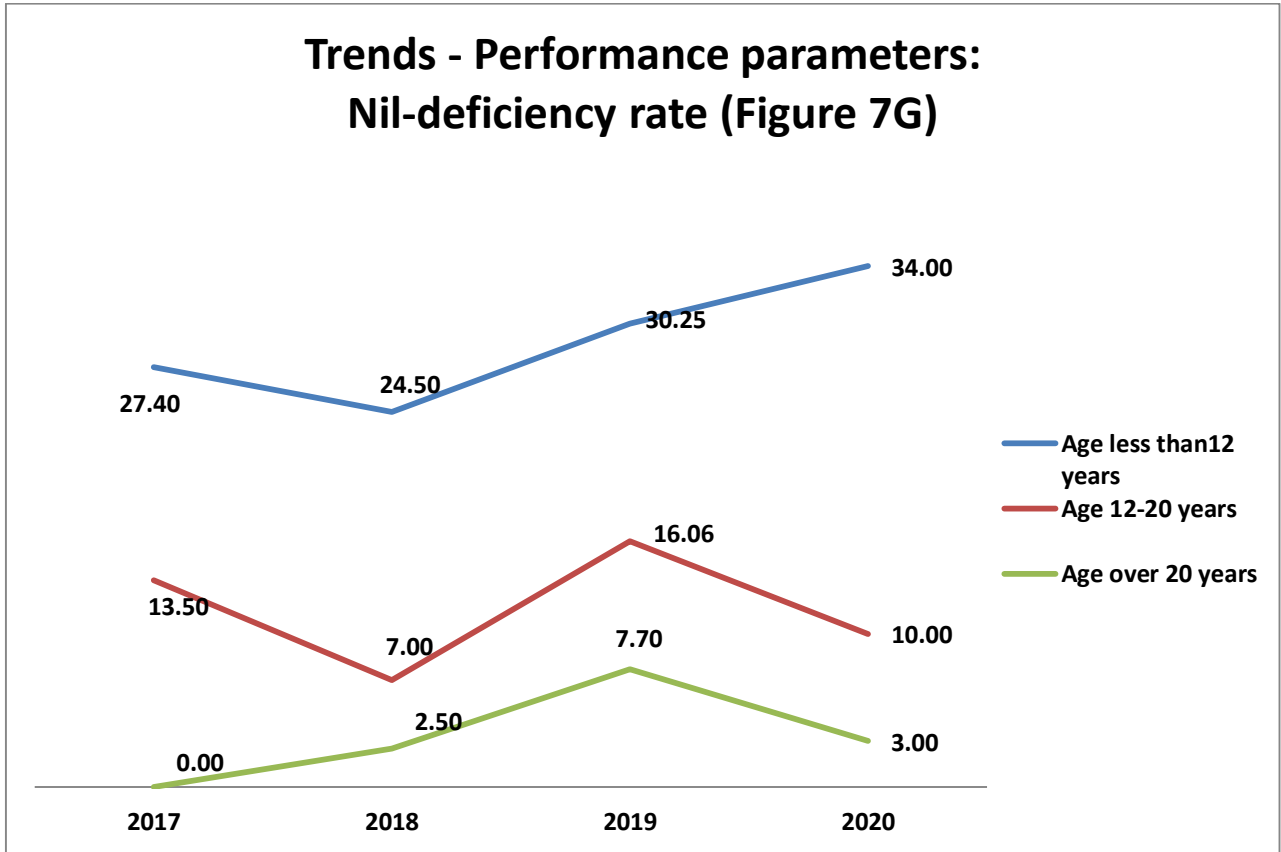
**Trends - Percentage of vessels inspected:
Age over 20 years (Figure 7E)**



**Trends - No. of detentions:
Age over 20 years (Figure 7F)**



Trends - Performance parameters: Nil-deficiency rate (Figure 7G)



Trends Analysis of Age based Performance parameters

Table 3A: Performance: Recognized Organizations

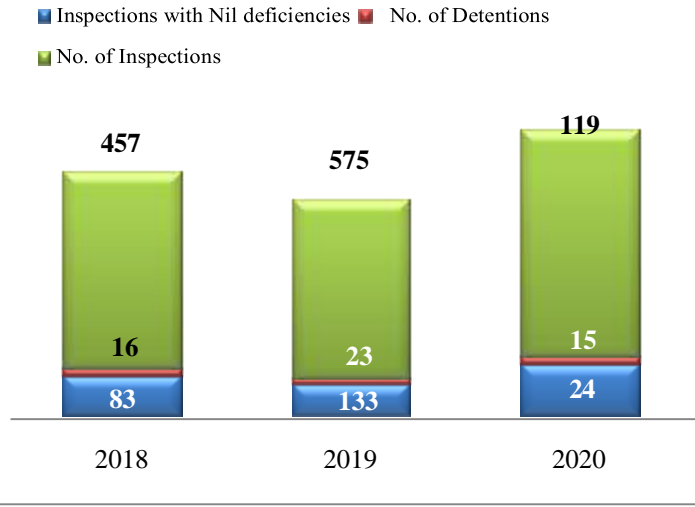
Recognized Organization	Number of Inspections	Number of Detentions	Avg. Deficiency Index	Nil Deficiency Rate
ABS	08	00	1.37	0.37
BV	23	05	7.26	0.17
CSS	04	02	10.00	0.25
DNV GL AS	25	03	4.48	0.24
KRS	09	02	5.78	0.00
LR	10	00	3.30	0.40
NKK	36	00	3.33	0.17
RINA	04	03	24.00	0.00
VR	02	00	05.50	0.00
International Register of Shipping	01	01	24.00	0.00
Panama Shipping Registrar Inc (PSR)	01	00	1.00	0.00
TOTAL	123	16	5.42	0.19

Table 3B: Performance: Recognized Organizations based on IACS Membership

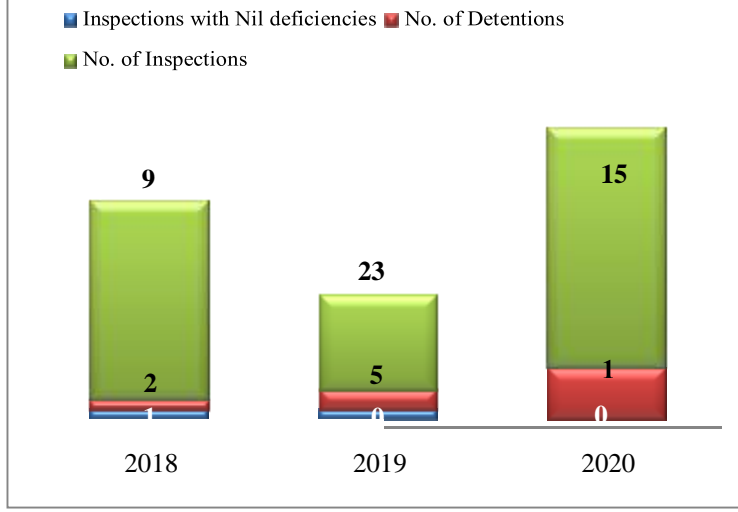
Recognized Organization	Number of Inspections	Number of Detentions	Avg. Deficiency Index	Nil-Deficiency Rate
All Types	123	16	5.42	0.19
IACS Members	119	15	5.30	0.20
Non-IACS Members	4	01	9.00	0.00



Trends - Performance parameters of RO with IACS Membership (Figure 8A)

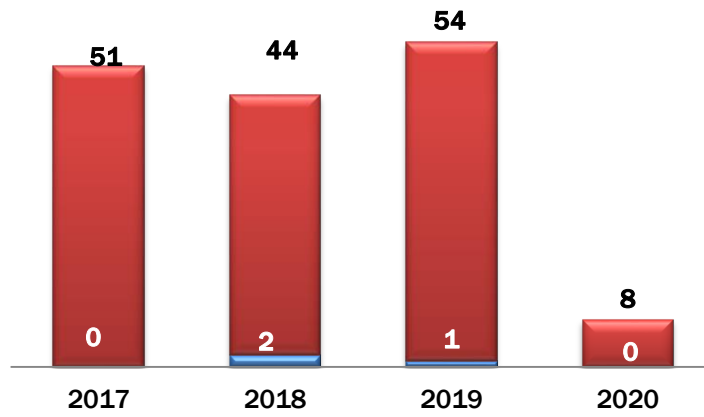


Trends - Performance parameters of RO with non-IACS Members (Figure 8B)



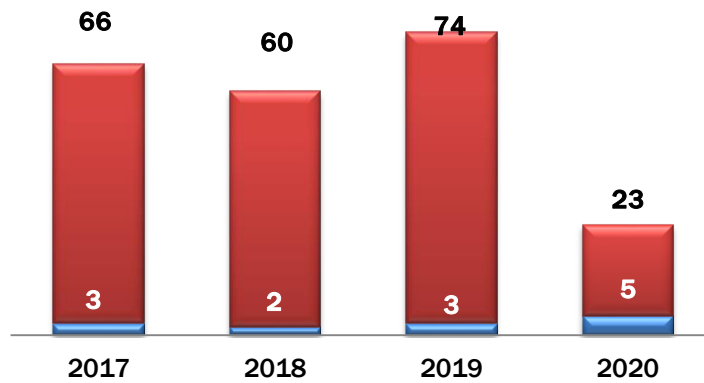
Trends - Performance parameters of Inspected ships with ABS as RO (Figure 8C)

■ No. of Detentions ■ No. of Inspections

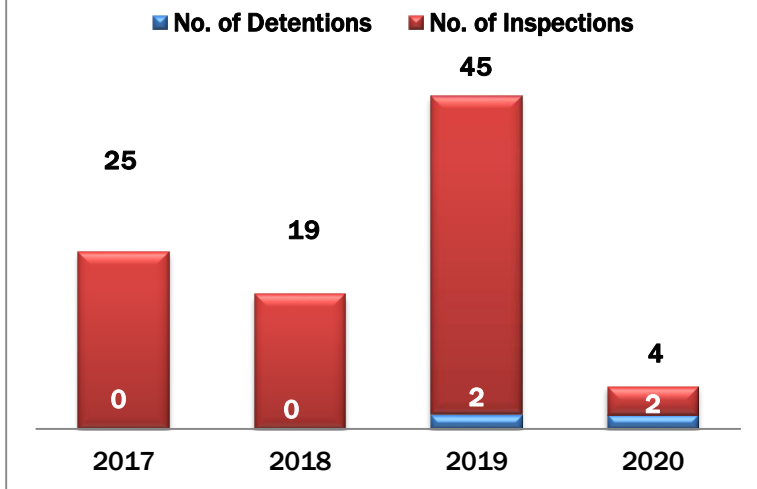


Trends - Performance parameters of Inspected ships with BV as RO (Figure 8D)

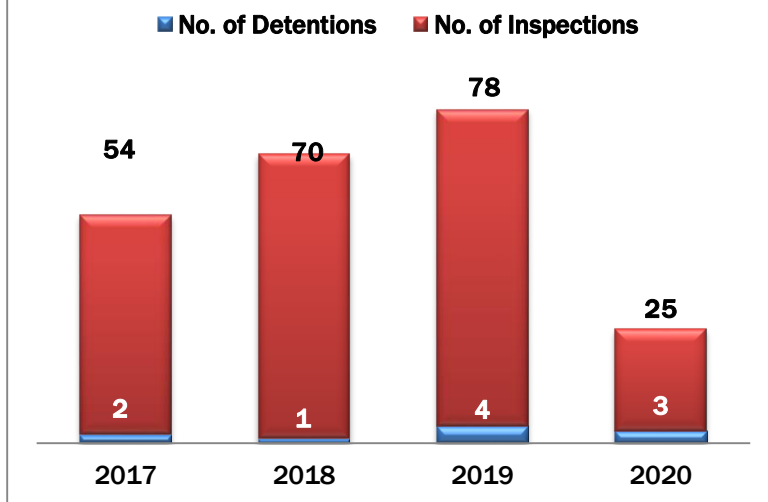
■ No. of Detentions ■ No. of Inspections



Trends - Performance parameters of Inspected ships with CCS as RO (Figure 8E)

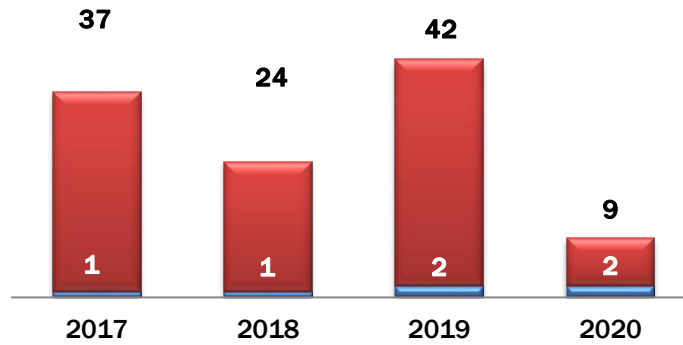


Trends - Performance parameters of Inspected ships with DNV-GL(AS) as RO (Figure 8F)



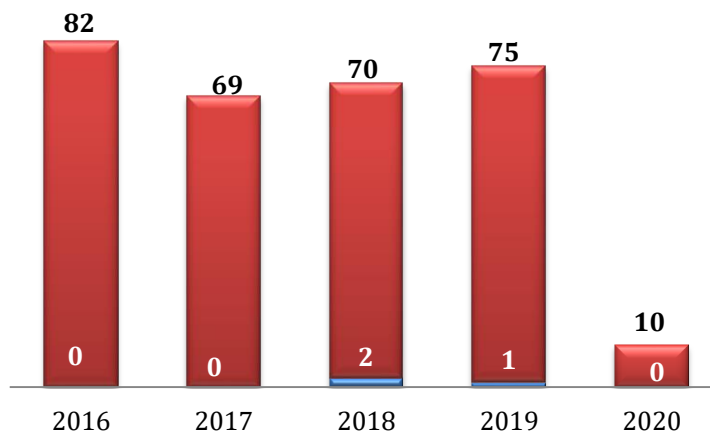
Trends - Performance parameters of Inspected ships with KRS as RO (Figure 8G)

■ No. of Detentions ■ No. of Inspections



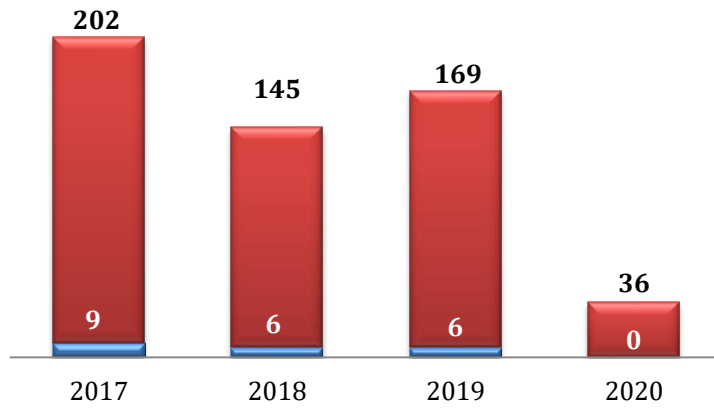
Trends - Performance parameters of Inspected ships with LR as RO (Figure 8H)

■ No. of Detentions ■ No. of Inspections



Trends - Performance parameters of Inspected ships with NK as RO (Figure 8I)

■ No. of Detentions ■ No. of Inspections



Performance of Flag State

Flag	Number of Inspections	Number of Detentions	Avg. Deficiency Index	Nil-Deficiency Rate
Antigua and Barbuda	04	00	1.50	0.00
Bahamas	02	00	0.00	1.00
Belize	01	00	5.00	0.00
Cayman Islands (UK)	01	00	0.00	1.00
Comoros	01	01	13.00	0.00
Cook Islands	02	02	37.00	0.00
Cyprus	03	01	6.33	0.00
Denmark	01	00	3.00	0.00
Gabon	02	01	8.00	0.00
Hong Kong, China	12	00	2.58	0.33
Indonesia	01	00	5.00	0.00
Korea, Republic of	02	00	2.50	0.00
Liberia	19	02	4.89	0.21
Malta	03	00	2.33	0.00
Marshall Islands	09	01	1.67	0.55
Netherlands	01	00	0.00	1.00
Palau	01	01	24.00	0.00
Panama	32	06	7.03	0.03
Portugal	03	00	2.00	0.00
Russian Federation	01	00	4.00	0.00
Saint Kitts and Nevis	01	01	48.00	0.00
Saudi Arabia	01	00	7.00	0.00
Singapore	13	00	1.46	0.08
Thailand	02	00	4.50	0.00
Tuvalu	01	00	9.00	0.00
Viet Nam	04	00	6.00	0.00
TOTAL	123	16	5.50	0.19



Distribution of Deficiencies across Deficiency Codes

Nature of Deficiencies	Total No.	Percentage
01101 - Cargo Ship Safety Equipment (including exemption)	4	0.59
01113 - Minimum Safe Manning Document	1	0.15
01117 - International Oil Pollution Prevention (IOPP)	1	0.15
01119 - International Sewage Pollution Prevention Cert.	1	0.15
01123 - Continuous synopsis record	6	0.89
01124 - International Air Pollution Cert. (IAPP)	1	0.15
01139 - Maritime Labour Certificate	1	0.15
01199 - Other (certificates)	4	0.59
01201 - Certificates for master and officers	12	1.77
01202 - Certificate for rating for watch keeping	4	0.59
01204 - Certificate for personnel on tankers	4	0.59
01213 - Evidence of Basic Training	1	0.15
01214 - Endorsement by Flag State	1	0.15
01215 - Application for Endorsement by Flag State	1	0.15
01218 - Medical certificate	1	0.15
01221 - Record of employment	1	0.15
01224 - Certificate for rating able seafarer deck/engine and electro-technical	1	0.15
01299 - Other (STCW)	1	0.15
01305 - Log-books/compulsory entries	8	1.18
01307 - Tables of working hours	3	0.44
01308 - Records of rest	6	0.89
01309 - Fire control plan - all	1	0.15
01310 - Signs, indications ,	1	0.15
01314 - Shipboard oil pollution emergency plan (SOPEP)	3	0.44
01315 - Oil record book	5	0.74
01316 - Cargo information	1	0.15
01320 - Garbage record book	2	0.30
01321 - Endorsement of cargo booklet	1	0.15
01324 - Material Safety Data Sheets(MSDS)	3	0.44
01326 - Stability Information Booklet	1	0.15
01328 - Ship Energy Efficiency Management Plan	3	0.44
01333 - Ship specific plans for the recovery of persons from the water	2	0.30



02101 - Closing devices/watertight doors	3	0.44
02107 - Ballast, fuel and other tanks	2	0.30
02111 - Beams, frames, floors-corrosion	1	0.15
02112 - Hull - corrosion	5	0.74
02117 - Decks - corrosion	4	0.59
02120 - Ship Identification Number	1	0.15
02123 - Wheelhouse -door -window	1	0.15
02134 - Loading/Ballast Condition	1	0.15
02199 - Other (structural condition)	4	0.59
03102 - Freeboard marks	1	0.15
03104 - Cargo & other hatchways	3	0.44
03105 - Covers (hatchway-, portable-, tarpaulins, etc)	3	0.44
03107 - Doors	5	0.74
03108 - Ventilators, air pipes, casings	11	1.62
03109 - Machinery space openings	4	0.59
03110 - Manholes/flush scuttles	1	0.15
03111 - Cargo ports and other similar openings	1	0.15
03113 - Bulwarks and freeing ports	1	0.15
03199 - Other (load lines)	4	0.59
04101 - Public address system	1	0.15
04102 - Emergency fire pump and its pipes	5	0.74
04103 - Emergency, lighting, batteries and switches	8	1.18
04105 - Location of emergency installations	1	0.15
04108 - Muster list	4	0.59
04110 - Abandon ship drills	3	0.44
04114 - Emergency source of power - Emergency generator	4	0.59
04116 - Means of communication between safety centre and other	1	0.15
04117 - Functionality of Safety Systems	2	0.30
05103 - Main installation	1	0.15
05105 - MF/HF Radio installation	2	0.30
05106 - INMARSAT ship earth station	1	0.15
05114 - Reserve source of energy	5	0.74
05115 - Radio log (diary)	3	0.44
05116 - Operation/maintenance	2	0.30
05199 - Other (radiocommunication)	2	0.30
06107 - Cargo operation	3	0.44

06109 - Loading instrument	1	0.15
06199 - Other (cargo)	6	0.89
07101 - Fire prevention structural integrity	1	0.15
07105 - Fire doors/openings in fire-resisting divisions	6	0.89
07106 - Fire detection and alarm system	8	1.18
07108 - Ready availability of firefighting equipment	2	0.30
07109 - Fixed fire extinguishing installation	3	0.44
07110 - Firefighting equipment and appliances	12	1.77
07111 - Personal equipment for fire safety	1	0.15
07112 - Emergency Escape Breathing Device and disposition	2	0.30
07114 - Remote Means of control (opening, pumps, ventilation, etc.) Machinery spaces	4	0.59
07115 - Fire-dampers	3	0.44
07116 - Ventilation	2	0.30
07120 - Means of escape	5	0.74
07122 - Fire control plan	1	0.15
07123 - Operation of Fire protection systems	1	0.15
07124 - Maintenance of Fire protection systems	1	0.15
07126 - Oil accumulation in engine room	12	1.77
07199 - Other (fire safety)	16	2.36
08101 - General alarm	2	0.30
08103 - Fire alarm	2	0.30
08107 - Machinery controls alarm	4	0.59
08199 - Other (alarms)	5	0.74
09103 - Ventilation (Accommodation)	3	0.44
09106 - Sanitary Facilities	5	0.74
09108 - Lighting (Accommodation)	1	0.15
09110 - Electrical devices	1	0.15
09111 - Sickbay	3	0.44
09112 - Medical Equipment	2	0.30
09114 - Sleeping room	1	0.15
09124 - Galley, handlingroom (maintenance)	1	0.15
09125 - Ventilation	1	0.15
09199 - Other (food)	1	0.15
09203 - Lighting (Working spaces)	4	0.59
09204 - Safe means of access	3	0.44
09205 - Safe means of access Shore - Ship	7	1.03

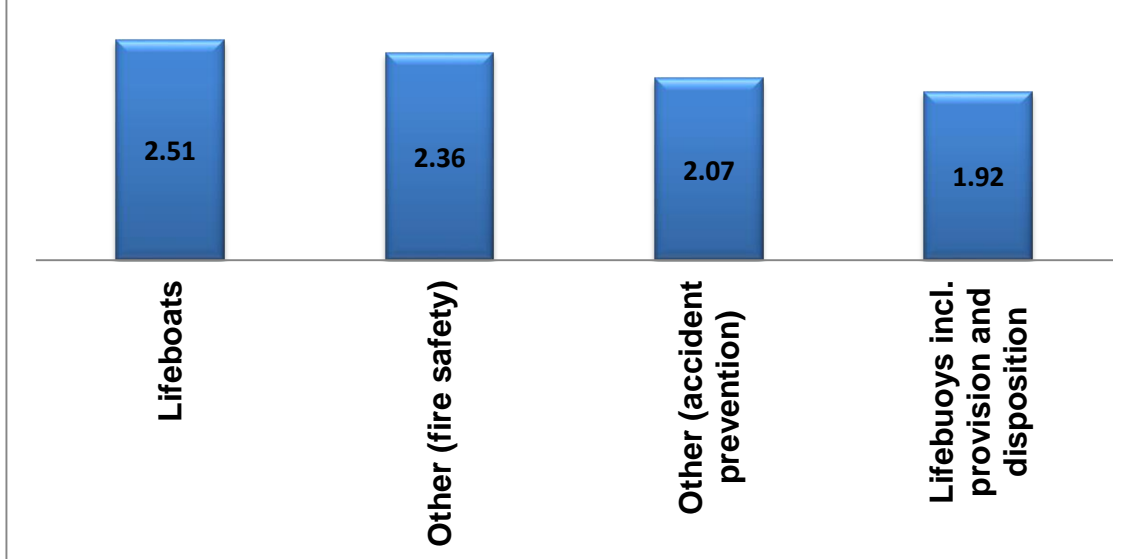
09206 - Safe means of access Deck - hold/tank, etc.	1	0.15
09207 - Obstruction/slipping, etc.	1	0.15
09208 - Protection machinery	1	0.15
09209 - Electrical	8	1.18
09210 - Machinery	9	1.33
09211 - Steam pipes and pressure pipes	2	0.30
09213 - Gas instruments	2	0.30
09216 - Personal equipment	2	0.30
09217 - Warning notices	4	0.59
09218 - Protection machines/parts	1	0.15
09219 - Pipes, wires (insulation)	6	0.89
09220 - Structural features (ship)	1	0.15
09221 - Entry dangerous spaces	1	0.15
09223 - Gangway, accommodation-ladder	5	0.74
09225 - Loading and unloading equipment	1	0.15
09227 - Ropes and wires	3	0.44
09229 - Winches & capstans	5	0.74
09232 - Cleanliness of engine room	11	1.62
09233 - Guards - fencing around dangerous machinery parts	1	0.15
09297 - Other (working space ILO)	1	0.15
09298 - Other (accident prevention)	14	2.07
09299 - Other (mooring)	1	0.15
10101 - Pilot ladders and hoist/pilot transfer arrangements	3	0.44
10103 - Radar	3	0.44
10104 - Gyro compass	2	0.30
10105 - Magnetic compass	6	0.89
10106 - Compass correction log	1	0.15
10109 - Lights, shapes, sound-signals	3	0.44
10110 - Signalling lamp	3	0.44
10111 - Charts	2	0.30
10112 - Electronic charts (ECDIS)	1	0.15
10113 - Automatic Identification System (AIS)	2	0.30
10114 - Voyage data recorder (VDR)/Simplified Voyage data recorder(S-VDR)	5	0.74
10116 - Nautical publications	9	1.33
10117 - Echo sounder	2	0.30
10118 - Speed and distance indicator	1	0.15

10119 - Rudder angle indicator	1	0.15
10127 - Voyage or passage plan	9	1.33
10129 - Navigation records	1	0.15
10132 - Communication-SOLAS chap. 5	1	0.15
10199 - Other (navigation)	8	1.18
11101 - Lifeboats	17	2.51
11104 - Rescue boats	3	0.44
11105 - Rescue boat inventory	3	0.44
11108 - Inflatable liferafts	4	0.59
11112 - Launching arrangements for survival craft	2	0.30
11116 - Distress flares	1	0.15
11117 - Lifebuoys incl. provision and disposition	13	1.92
11118 - Lifejackets incl.provision and disposition	2	0.30
11119 - Immersion suits	1	0.15
11123 - Emergency equipment for 2-way comm.	1	0.15
11124 - Embarkation arrangement survival craft	1	0.15
11129 - Operational readiness of lifesaving appliances	1	0.15
11131 - On board training and instructions	1	0.15
11134 - Operation of Life Saving Appliances	2	0.30
11135 - Maintenance of Life Saving Appliances	2	0.30
11199 - Other (lifesaving)	3	0.44
12112 - Dangerous goods / harmful substances in pack. Form	4	0.59
13101 - Propulsion main engine	5	0.74
13102 - Auxiliary engine	9	1.33
13103 - Gauges,thermometers, etc	5	0.74
13105 - UMS - Ship	1	0.15
13106 - Insulation wetted through (oil)	1	0.15
13199 - Other (machinery)	9	1.33
14102 - Retention of oil on board	2	0.30
14104 - Oil filtering equipment	3	0.44
14105 - Pumping, piping and discharge arrangements	4	0.59
14108 - 15 PPM Alarm arrangmts	3	0.44
14116 - Pollution report-MARPOL Annex I	1	0.15
14119 - Oil and oily mixtures from machinery spaces	2	0.30
14199 - Other (MARPOL Annex I)	8	1.18
14299 - Other MARPOL Annex II	1	0.15

14402 - Sewage treatment plant	7	1.03
14404 - Sewage discharge connection	2	0.30
14501 - Garbage	9	1.33
14502 - Placards	1	0.15
14599 - Other MARPOL Annex V	5	0.74
14601 - Technical files and if applicable, monitoring manual	1	0.15
14602 - Record book of engine parameters	1	0.15
14604 - Bunker delivery notes	4	0.59
14608 - Incinerator incl.operations and operating manual	1	0.15
14699 - Other MARPOL Annex VI	1	0.15
15105 - Resources and personnel	1	0.15
15106 - Shipboard operations	5	0.74
15107 - Emergency preparedness	1	0.15
15109 - Maintenance of the ship and equipment	9	1.33
15110 - Documentation-ISM	2	0.30
15112 - Certification, verification and control	1	0.15
16101 - Security related defects	4	0.59
16105 - Access control to ship	6	0.89
16199 - Other (maritime security)	1	0.15
18204 - Non-payment of wages	1	0.15
18299 - Other (Conditions of employment)	1	0.15
18302 - Sanitary Facilities	2	0.30
18306 - Sleeping room, additional spaces	1	0.15
18313 - Cleanliness	1	0.15
18321 - Heating, air conditioning and ventilation	3	0.44
18401 - Medical Equipment, medical chest, medical guide	5	0.74
99101 - Other safety in general	4	0.59
99102 - Other (SOLAS operational)	5	0.74
TOTAL	677	100.00

**Top 4 deficiencies in %
(Figure 9)**

■ % of deficiencies



List of ships detained under PSC in 2020

Sr. No.	Date Of Inspection	IMO No.	Ship Name	Flag	Gross Tonnage	Year Built	Ship Type	Classification Society	Place Of Inspection
1	13.01.2020	9114505	TAIHUA GLORY	Liberia	5998	1994	Chemical Tanker	BV	Mangalore
2	03.02.2020	9263136	CHEMBULK KOBE	Marshall Islands	11573	2002	Chemical Tanker	DNV GL AS	Sika
3	03.02.2020	7382988	ASPHALT PRINCESS	Palau	5746	1975	Oil Tanker	International Register Of Shipping (IS)	Mangalore
4	21.02.2020	8607634	SEA PRINCESS	Panama	4492	1986	Oil Tanker	BV	Mumbai
5	27.06.2020	9005338	GLOBAL ASPHALT	Panama	4098	1990	Chemical Tanker	BV	Pipavav Port
6	12.08.2020	9505003	BD 51	Panama	5493	2007	Oil Tanker	KRS	Visakhapatnam
7	22.08.2020	9182552	AMITIS 1	Saint Kitts And Nevis	4015	1998	General Cargo/Multi-Purpose Ship	RINA	Mumbai
8	15.09.2020	9144184	ALI B3	Panama	3932	1995	Oil Tanker	RINA	Mangalore
9	23.09.2020	9136113	GLOBAL RANI	Cook Islands	3983	1995	Combination Carrier	BV	Mumbai
10	06.10.2020	9440227	VARDHMAN	Panama	3763	2006	Oil Tanker	CCS	Karwar
11	07.10.2020	9044633	R OCEAN	Comoros	2962	1990	Oil Tanker	KRS	Karwar
12	22.10.2020	9553957	COURAGE 7	Gabon	3811	2011	Oil Tanker	RINA	Mumbai
13	24.10.2020	9451501	CHAHAT	Cook Islands	2641	2006	Oil Tanker	DNV GL AS	Kandla
14	29.10.2020	9005338	GLOBAL ASPHALT	Panama	4098	1990	Chemical Tanker	BV	Mundra
15	27.11.2020	9383481	MCP SALZBURG	Cyprus	5338	2007	General Cargo/Multi-Purpose Ship	CCS	Kolkata
16	14.12.2020	9347918	SAFESEA NEHA II	Liberia	31144	2006	Bulk Carrier	DNV GL AS	Chennai



Flag State Inspection (FSI) Of Indian Ships



Since most of the statutory surveys of Indian flag vessels are conducted by recognized organizations, the directorate fulfils its obligation under United Nations Law of Sea by carrying out flag state inspections of Indian flag vessels. The Flag State inspection (FSI) regime implemented in India is based on age, that is, more the age of a vessel - more frequent are the number of inspections. Further the FSI regime also monitors the performance of recognized organizations by carrying out these FSI 1-3 months after the completion of statutory surveys.

In 2020, there were 425 initial inspections of Indian flag vessels under FSI/GI regime and this figure is about 75 initial inspections less than that conducted in 2019. Out of these 425 initial inspections, 31 inspections were general examinations conducted abroad by an Indian RO other than that which conducted the statutory surveys of the vessel.

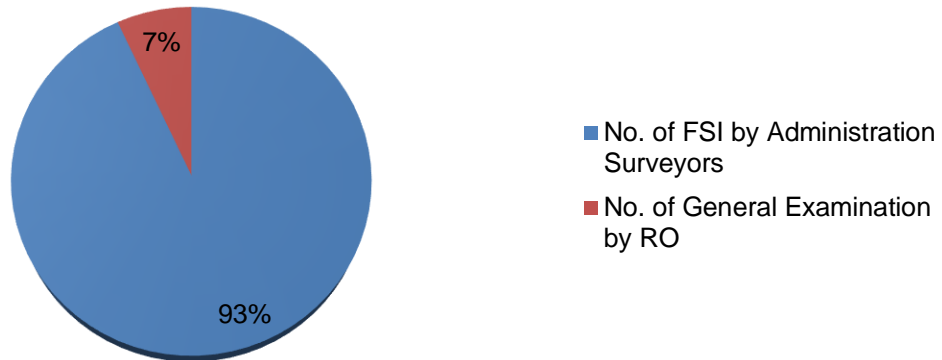
There were 2861 deficiencies raised in 394 initial FSI inspections constituting about an average of 7.26 deficiencies per ship. The 30 numbers of General Cargo/Multipurpose vessels inspected registered the highest average deficiencies of 10.47 per vessel followed by 15 number container vessels inspected with an average of

10.07 deficiencies per vessel.

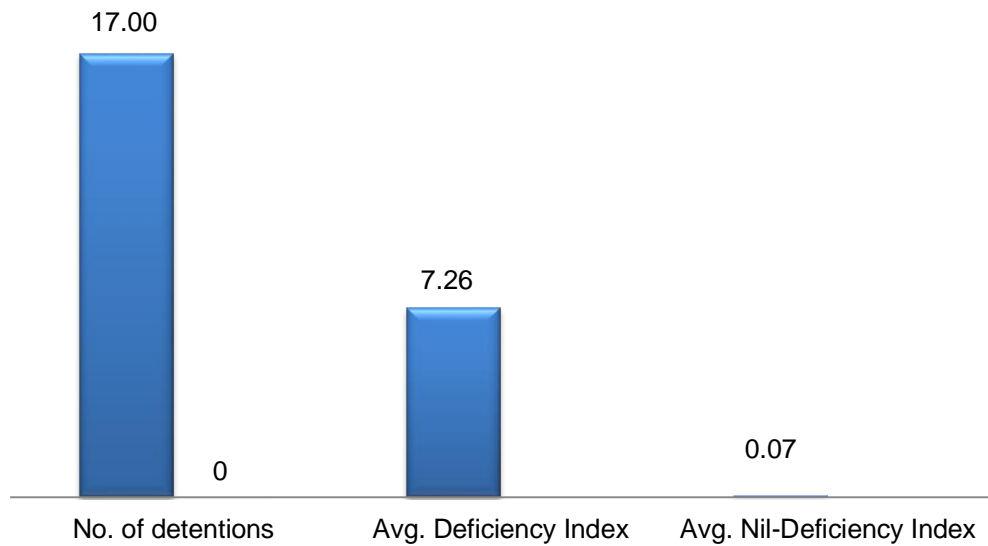
There were 17 vessels detained under FSI in 2020 constituting a three-year highest detention rate of 4.31%. Among all ship types detained, the highest i.e. 5 were tugboats.



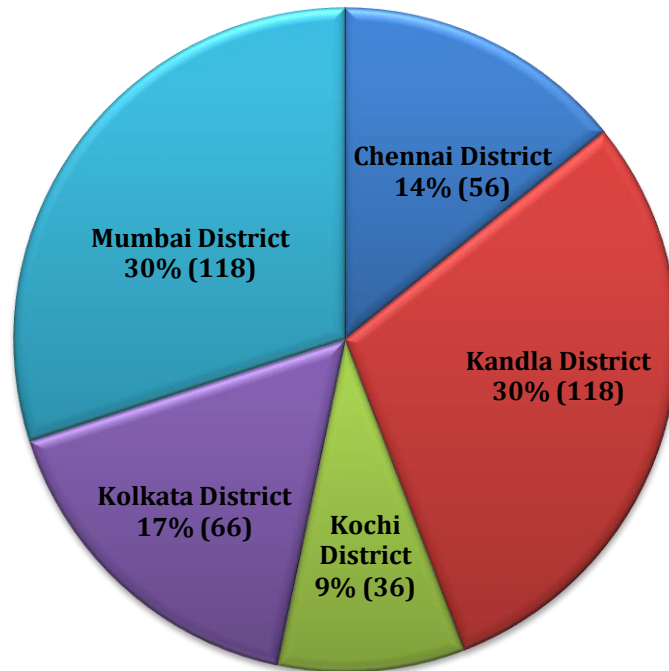
Comparison of FSI Inspections (in India) and GE (abroad) (Figure 10)



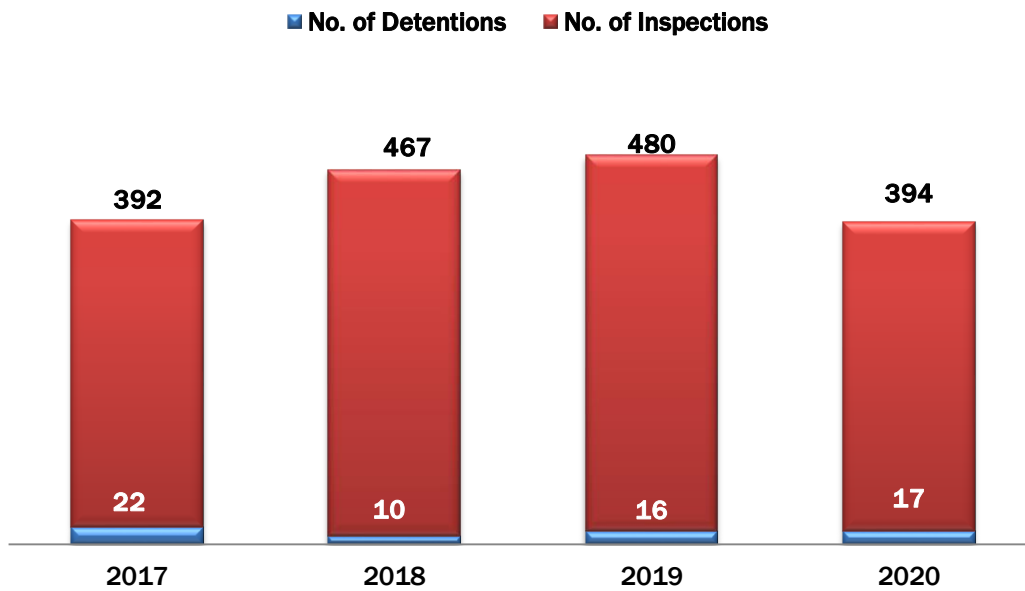
Performance of Indian Ships under FSI and GE (Figure 11)



**Distribution of FSI Inspections across regions
(Figure 12)**



Trends - Comparison of FSI Inspections and Detentions from 2017-2020 (Figure 13A)



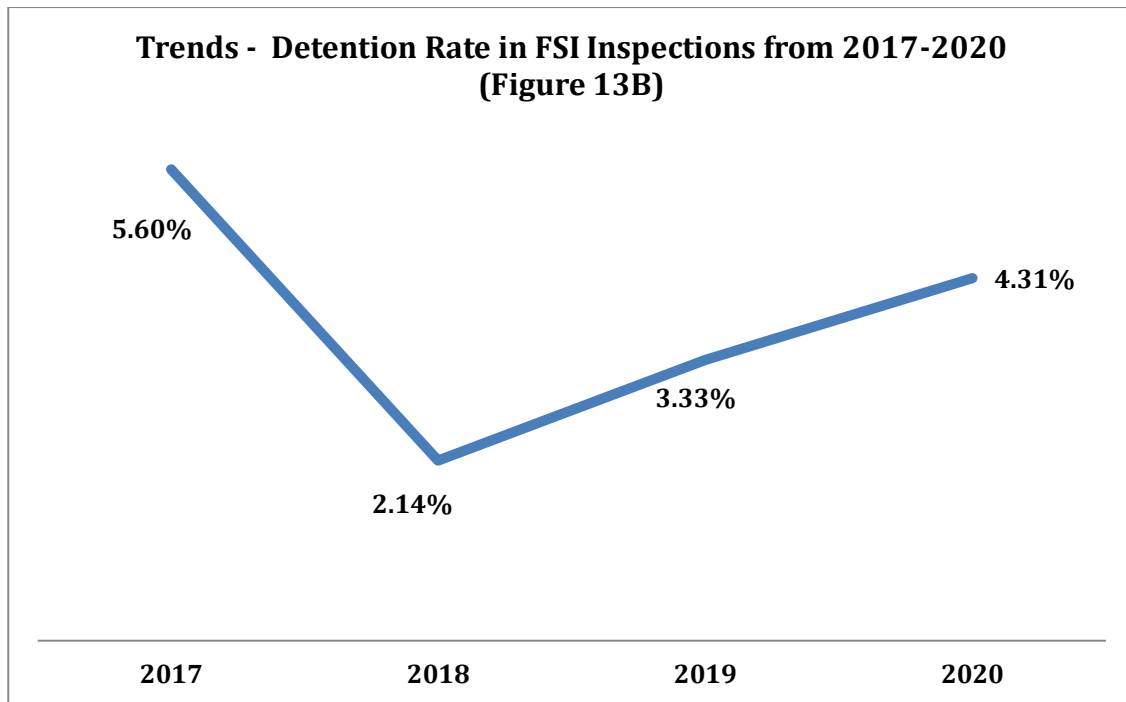
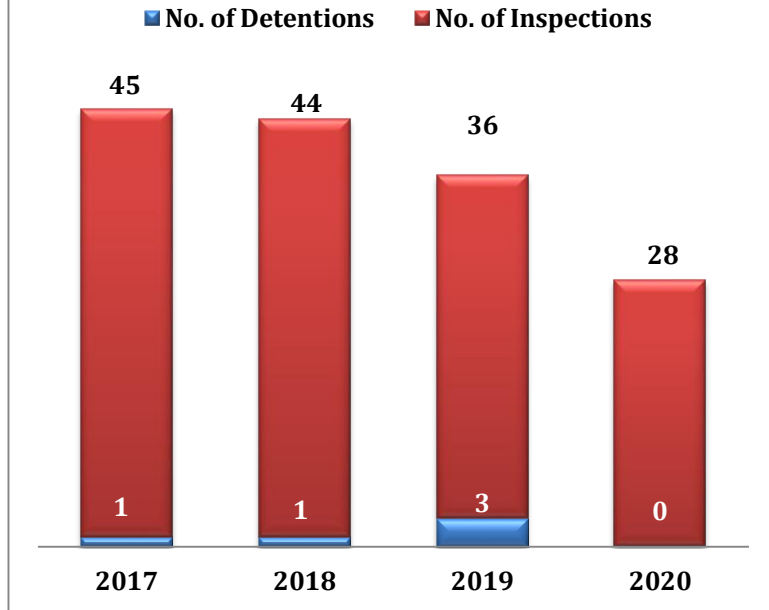


Table 4: Flag State Inspection Performance based on Ship Type

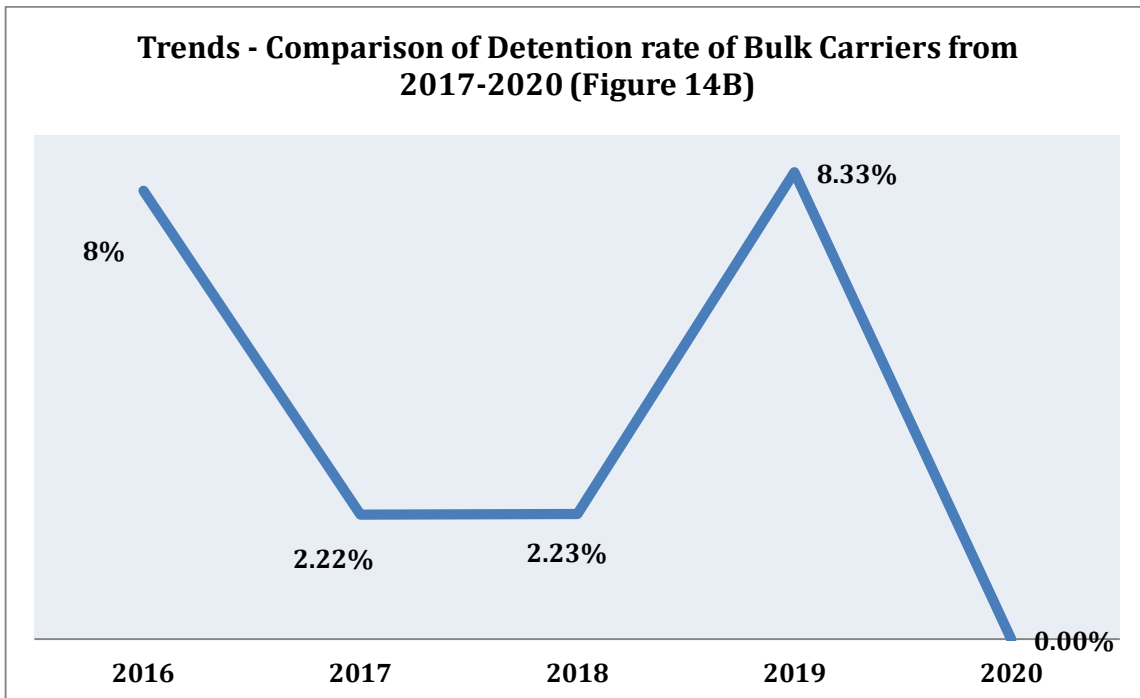
Type of Vessel	Number of Inspections	Number of Detentions	Avg. Deficiency Index	Nil-Deficiency Rate
Bulk Carrier	28	0	6.21	0.03
Chemical Tanker	3	1	6.33	0.00
Container Ship	15	0	10.07	0.07
Gas Carrier	10	0	4.80	0.20
General Cargo	30	4	10.47	0.00
Oil Tanker	47	2	6.66	0.04
OSV	25	2	9.64	0.00
Other Types of Ship	100	3	9.06	0.03
Passenger Ship	16	0	7.31	0.00
Tugboat	120	5	4.82	0.15
All Types	394	17	7.26	0.07



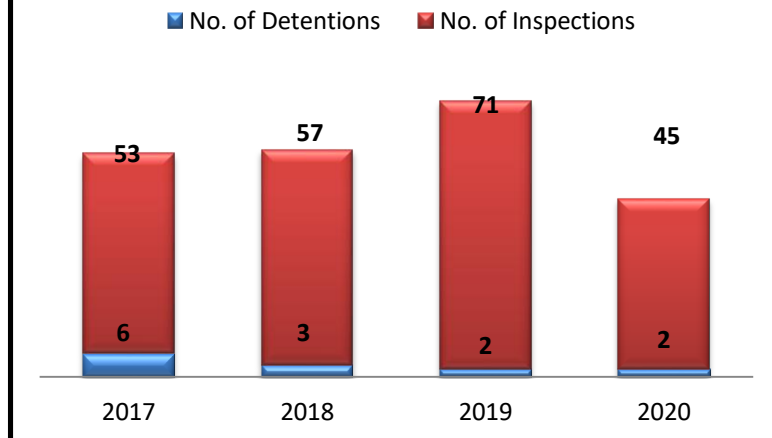
Trends - Comparison of FSI Inspections and Detentions of Bulk Carriers from 2017-2020 (Figure 14A)



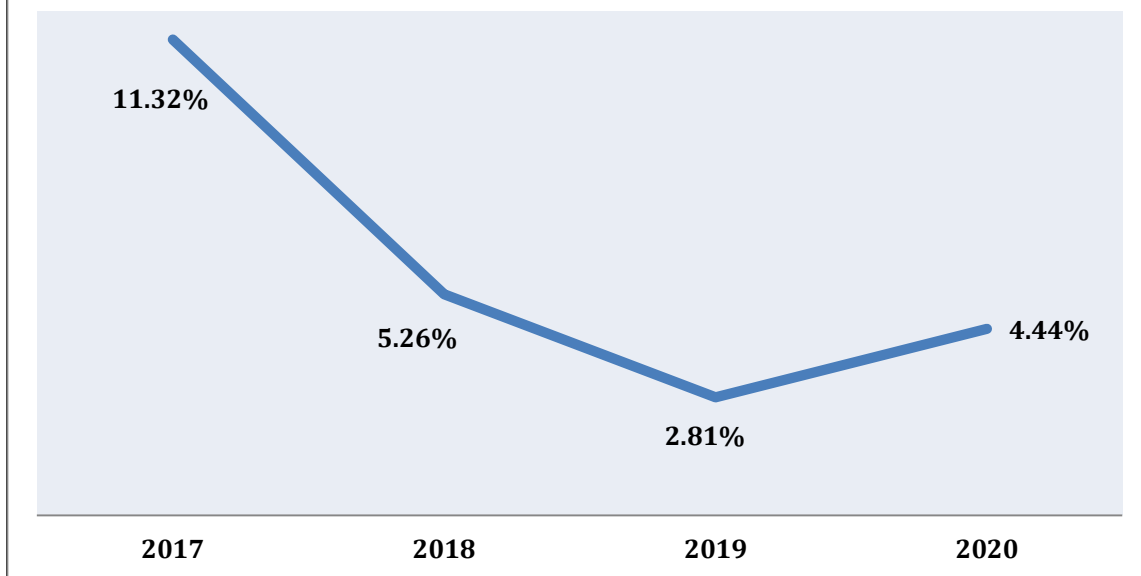
Trends - Comparison of Detention rate of Bulk Carriers from 2017-2020 (Figure 14B)



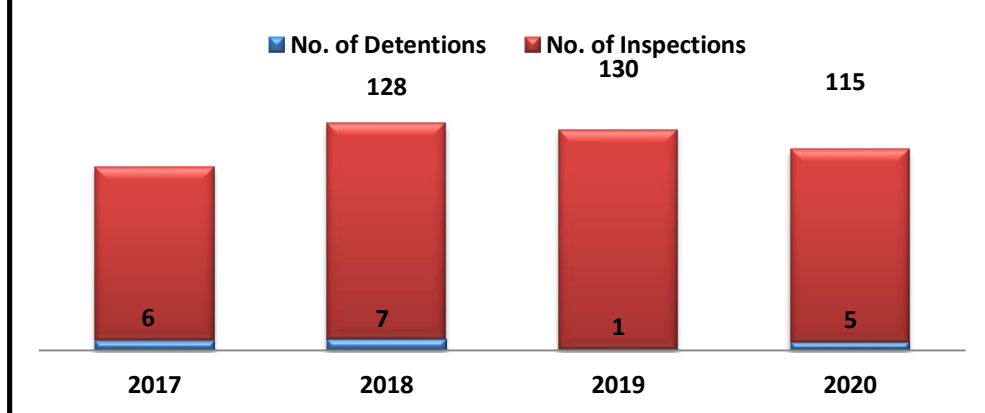
Trends - Comparison of FSI Inspections and Detentions of Oil Tankers from 2017-2020 (Figure 14C)



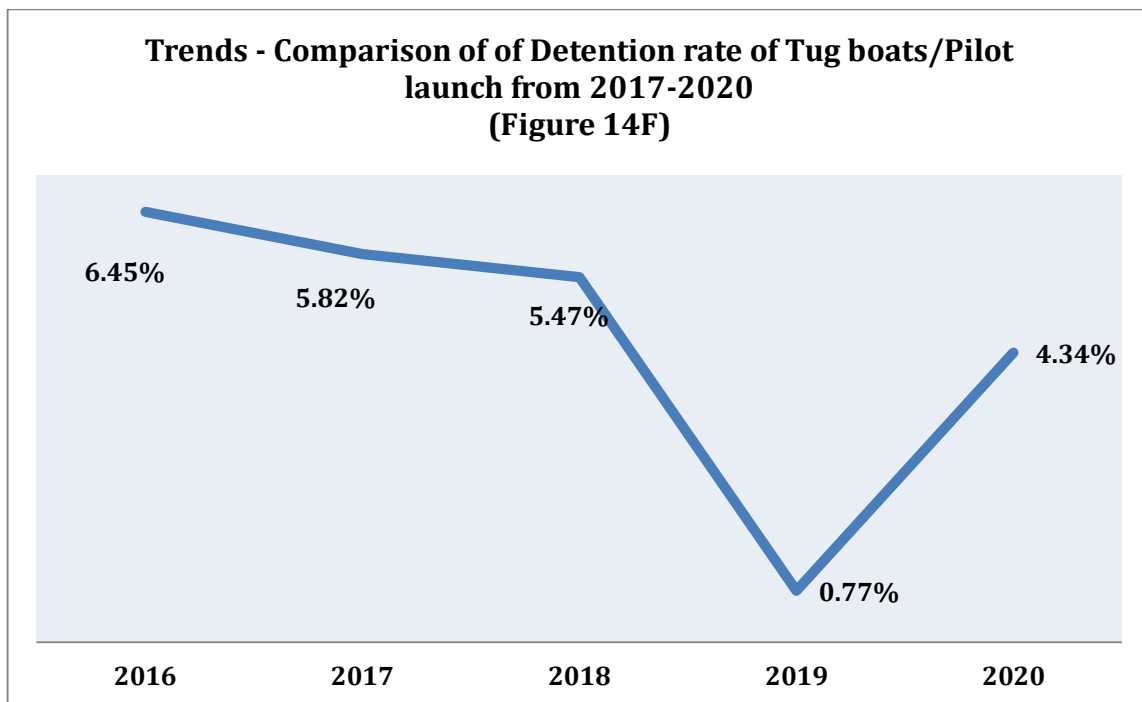
Trends - Comparison of of Detention rate of Oil Tankers from 2017-2020 (Figure 14D)



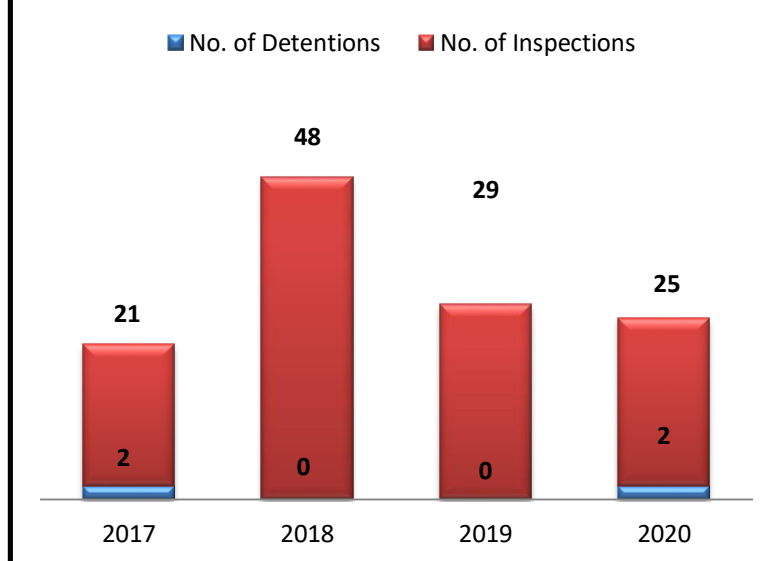
Trends - Comparison of FSI Inspections and Detentions of Tug boats/Pilot launch from 2017-2020
(Figure 14E)



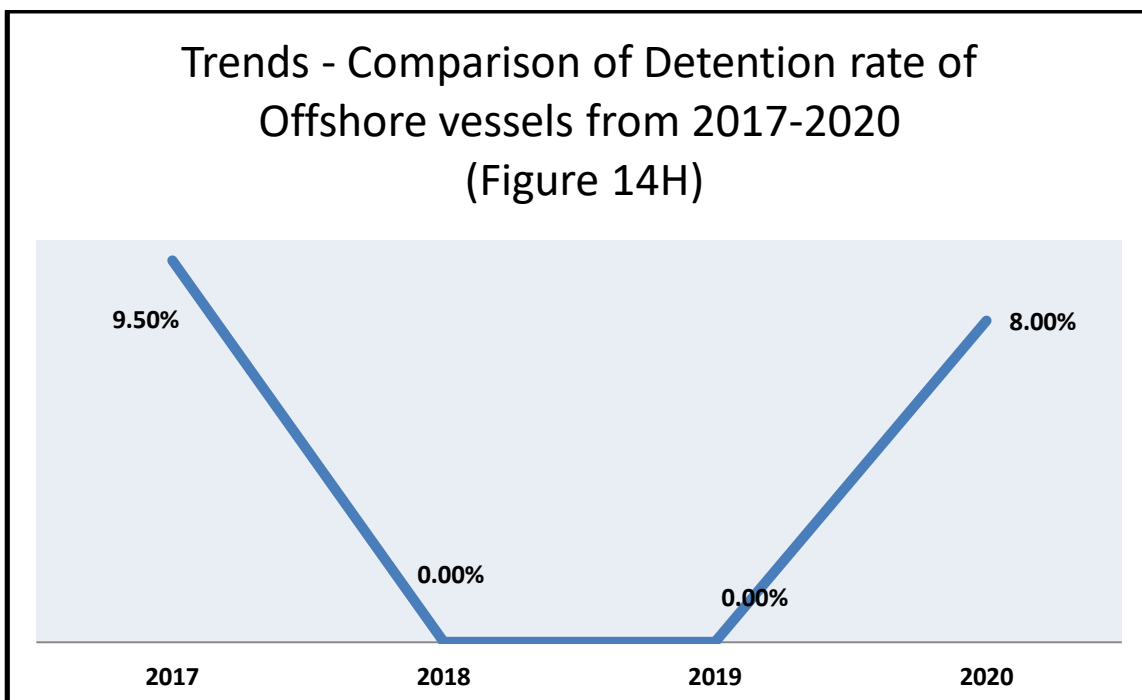
Trends - Comparison of of Detention rate of Tug boats/Pilot launch from 2017-2020
(Figure 14F)



Trends - Comparison of FS Inspections and Detentions of Offshore vessels from 2017-2020
(Figure 14G)



Trends - Comparison of Detention rate of Offshore vessels from 2017-2020
(Figure 14H)



GE & FSI Performance of Ships

Table 5: General Examination Performance based on Ship Type

Type of Vessel	Number of Inspections	Number of Detentions	Avg. Deficiency Index	Nil-Deficiency Rate
Total	31	0	2.77	0.48
Bulk Carrier	2	0	0.00	1.00
Chemical tanker	3	0	0.67	0.67
Container Ship	1	0	4.00	0.00
Offshore Service Vessel	2	0	10.00	0.00
Oil Tanker	21	0	2.52	0.48
Gas Carrier	1	0	0.00	1.00
Tugboat	1	0	7.00	0.00

Table 6A: FSI Performance of ships up to 500GT

Type of Vessel	Number of Inspections	Number of Detentions	Avg. Deficiency Index	Nil-Deficiency Rate
All Types	148	5	4.97	0.13
Fiber Boat	0	0	-	-
General Cargo/Multi-Purpose Ship	0	0	-	-
High Speed Passenger Craft	0	0	-	-
Offshore Service Vessel	2	1	5	0.00
Oil Tanker	1	0	3	0.00
Other Types of Ship	20	0	5.75	0.10
Passenger Ship	9	0	6.67	0.00
Special Purpose Ship	0	0	-	-
Tugboat	116	4	4.72	0.15

Table 6B: FSI Performance of ships of above 500GT and below 3000 GT

Type of Vessel	Number of Inspections	Number of Detentions	Avg. Deficiency Index	Nil-Deficiency Rate
All Types	104	8	9.42	0.01
Bulk Carrier	2	0	3.00	0.00
Gas Carrier	1	0	2.00	0.00
General Cargo/Multi-Purpose Ship	24	4	11.33	0.00
Offshore Service Vessel	20	1	9.9	0.00
Oil Tanker	3	0	8.00	0.00
Other Types of Ship	48	2	9.13	0.02
Passenger Ship	2	0	4.50	0.00
Tugboat	4	1	7.75	0.00



Table 6C: FSI Performance of ships more than 3000 GT

Type of Vessel	Number of Inspections	Number of Detentions	Avg. Deficiency Index	Nil-Deficiency Rate
All Types	142	4	8.07	0.04
Bulk Carrier	26	0	6.46	0.04
Chemical tanker	3	1	6.33	0.00
Container Ship	15	0	10.07	0.07
Gas Carrier	9	0	5.11	0.22
General Cargo/Multi-Purpose Ship	6	0	7.00	0.00
MODU Or FPSO	-	-	-	-
Offshore Service Vessel	3	0	11.00	0.00
Oil Tanker	43	2	6.65	2
Other Types of Ship	32	1	11.03	0.00
Passenger Ship	5	0	9.60	0.00
Special Purpose Ship	-	-	-	-

Table 7A: FSI Performance of ships up to 5 years of age

Type of Vessel	Number of Inspections	Number of Detentions	Avg. Deficiency Index	Nil-Deficiency Rate
All Types	25	0	5.32	0.20
Bulk Carrier	2	0	11.00	0.50
General Cargo/Multi-Purpose Ship	0	-	-	-
Offshore Service Vessel	2	0	4.50	
Other Types of Ship	4	0	5.00	
Passenger Ship	0	-	-	-
Tugboat	15	0	4.40	0.27

Table 7B: FSI Performance of ships above 5 years & up to 15 years of age

Type of Vessel	Number of Inspections	Number of Detentions	Avg. Deficiency Index	Nil-Deficiency Rate
All Types	121	3	5.98	0.06
Bulk Carrier	15	0	5.27	0.00
Chemical Tanker	1	0	4.00	0.00
Container Ship	1	0	10.00	0.00
Gas Carrier	2	0	0.50	0.50
General Cargo/Multi-Purpose Ship	6	1	14.67	0.00
Offshore Service Vessel	13	2	8.38	0.00
Oil Tanker	6	0	3.50	0.17
Other Types of Ship	28	0	7.43	0.03
Passenger Ship	8	0	6.13	
Tugboat	41	0	3.76	0.10



Table 7C: FSI Performance of ships above 15 years & up to 25 years of age

Type of Vessel	Number of Inspections	Number of Detentions	Avg. Deficiency Index	Nil-Deficiency Rate
All Types	162	10	7.60	0.07
Bulk Carrier	11	0	6.64	0.00
Chemical tanker	0	0	-	0.00
Container Ship	14	0	10.07	0.07
Fiber Boat	0	0	-	0.00
Gas Carrier	5	0	7.00	0.00
General Cargo/Multi-Purpose Ship	8	2	8.00	0.00
High Speed Passenger Craft	0	0	-	0.00
Offshore Service Vessel	6	0	12.67	0.00
Oil Tanker	39	2	7.00	0.02
Other Types of Ship	29	2	9.38	0.07
Passenger Ship	5	0	8.80	0.00
Tugboat	45	4	5.64	0.15

Table 7D: FSI Performance of ships more than 25 years of age

Type of Vessel	Number of Inspections	Number of Detentions	Avg. Deficiency Index	Nil-Deficiency Rate
All Types	86	4	8.99	0.05
Chemical Tanker	2	1	7.50	0.00
Gas Carrier	3	0	4.00	0.33
General Cargo/Multi-Purpose Ship	16	1	10.13	0.00
MODU Or FPSO	0	0	-	-
Offshore Service Vessel	4	0	11.75	0.00
Oil Tanker	2	0	9.50	0.00
Other Types of Ship	39	1	10.41	0.02
Passenger Ship	1	0	8.00	
Special Purpose Ship	0	0	-	-
Tugboat	19	1	5.47	0.16



FSI Performance of ROs and Shipping Companies

Table 8 : FSI Performance- Recognized Organization

Recognized Organization	Number of Inspections	Number of Detentions	Avg. Deficiency Index	Nil-Deficiency Rate
All Ships	394	17	7.26	0.07
IRS	318	15	7.57	0.07
IRS-ABS	18	0	3.67	0.11
IRS-DNV	23	0	5.78	0.09
IRS-BV	7	1	10.71	0.00
IRS-KRS	3	0	6.33	0.00
IRS-LR	21	1	6.48	0.09
IRS-NKK	3	0	4.00	0.00
IRS-RINA	1	0	12.00	0.00

Table 9 : FSI Performance of Shipping Companies

Name of Company	Number of Inspections	Number of Detentions	Avg. Deficiency Index	Nil-Deficiency Rate
A K SHIP MANAGEMENT AND SERVICES	2	00	10.50	0.00
ABS MARINE SERVICES PRIVATE LIMITED	1	00	12.00	0.00
ACOMS INDIA PRIVATE LIMITED	1	00	14.00	0.00
ADANI HARBOUR SERVICES PVT LTD	16	00	3.31	0.00
ADEL SHIPPING AND LOGISTICT LTD	2	00	1.50	0.00
AJWA LOGISTICS PVT LTD	3	00	1.67	0.00
AK SHIP MANAGEMENT AND SERVICES, MUMBAI	1	00	3.00	0.00
ALBATROSS SHIPPING AGENCIES PVT LTD	3	00	25.33	0.00
ALPHARD MARITIME PVT LTD	2	00	8.00	0.00
AMBA SHIPPING AND LOGISTIC PVT LTD	6	00	9.00	0.00
AMBUJA CEMENTS LIMITED	7	00	2.43	0.14



APEEJAY SHIPPING LIMITED	4	00	6.25	0.00
ARKAY LOGISTICS PVT LTD	2	00	1.50	0.00
ARLO SHIPPING LLP	1	00	8.00	0.00
AZA SHIPPING PVT LIMITED, MUMBAI	1	00	4.00	0.00
BAPU SHIPPING SOUTH GUJARAT	1	00	3.00	0.00
BINDIYA MARINE SERVICES, JAMNAGAR	1	00	29.00	0.00
CAN OFFSHORE PVT LTD	3	00	13.33	0.00
CHANDRA SHIP MANAGEMENT	1	00	15.00	0.00
COASTAL MARINE CONSTRUCTION & ENG. LTD.	1	00	8.00	0.00
COCHIN PORT TRUST	1	00	42.00	0.00
DAWN SHIPPING PRIVATE LTD	4	00	16.00	0.00
DELTA MARITIME	1	00	10.00	0.00
DIRECTORATE OF SHIPPING SERVICES	2	00	10.50	0.50
DREDGING CORPORATION OF INDIA LTD.	9	00	12.44	0.00
EASTERN NAVIGATION PVT. LTD.	1	00	4.00	0.00
EQUIPTRANS LOGISTICS LIMITED	14	00	3.43	0.00
ESSAR SHIPPING PVT LTD	2	00	3.00	0.00
FIRST OIL AND GAS SERVICES	2	00	2.50	0.00
FIVE STAR SHIPPING CO LTD	1	00	8.00	0.00
FLEET MANAGEMENT	4	00	8.25	0.00
FOMENTO RESOURCES PVT. LTD.	1	00	7.00	0.00
GALLEON SHIPPING PVT LTD, MUMBAI	1	00	11.00	0.00
GESCO	15	00	4.47	0.13
GLOBAL OFFSHORE SERVICES LIMITED	2	00	9.50	0.00
GLORY SHIP MANAGEMENT	2	00	14.50	0.00
GREATSHIP INDIA LTD	7	00	6.86	0.00
HAL OFFSHORE LIMITED	4	00	13.00	0.00
HAMSA SHIPS PVT LTD	1	00	8.00	0.00
HIND OFFSHORE PVT LTD	6	00	4.83	0.00
I MARINE INFRATECH INDIA PVT LIMITED	2	00	4.50	0.00
I TECH MARINE INFRATECH INDIA PVT LIMITED, MUMBAI	1	00	8.00	0.00
IND AUST MARITIME PVT LTD	3	00	10.33	0.00
INDIA CEMENTS LIMITED	1		3.00	0.00

(SHIPPING DIVISION)		00		
INTEGRITY SHIPS PVT. LTD.	4	00	10.50	0.00
ITT SHIPPING PVT LTD	3	00	7.00	0.00
JSW	4	00	6.75	0.00
K STEAM SHIP PVT LTD	1	00	4.00	0.00
KAKINADA SEAPORTS LTD.	1	00	3.00	0.00
KB SHIPPING	1	00	8.00	0.00
KESRI MARINE SERVICE	1	00	3.00	0.00
KHATTAR MARINE SERVICES PVT LTD	2	00	2.50	0.00
KNK SHIP MANAGEMENT	2	00	1.50	0.50
KOLKATA PORT TRUST	1	00	5.00	0.00
KVR OFFSHORE PRIVATE LIMITED	1	00	9.00	0.00
LDCL KOCHI	8	00	9.25	0.13
Lift and Shift India Pvt Ltd	1	00	5.00	0.00
LILLY MARITIME PVT LIMITED	2	00	3.50	0.50
M. PALLONJI CO. PVT. LTD.	2	00	26.00	0.00
M.J MARINE SERVICES PVT LTD	2	00	11.50	0.00
MAK LGISTICS PVT. LTD.	3	00	7.33	0.00
MARINE INFRASTRUCTURE (GOA) PVT. LTD.	1	00	7.00	0.00
MAT MARINE SERVICES PVT.LTD	3	00	1.33	0.33
MBK Logistix Private Limited	1	00	6.00	0.00
MSS Shipping	1	00	35.00	0.00
MUNDRA PORT AND SPECIAL ECONOMIC ZONE LTD	1	00	2.00	0.00
NATRAJ SHIPS AGENCY	2	00	2.00	0.00
NAUTEX MARITIME	1	00	11.00	0.00
NAWAZ SHIPPING	1	00	1.00	0.00
NEW ERA SHIPPING LIMITED	1	00	11.00	0.00
NSS SHIPPING	1	00	26.00	0.00
OCEAN SPARKLE LIMITED	34	00	4.38	0.26
PENINSULAR MARITIME INDIA PVT LTD, MUMBAI	1	00	13.00	0.00
PENTA CRYSTAL SHIP MANAGEMENT	1	00	2.00	0.00
PENTAGON CRYSTAL SHIP MANAGEMENT	1	00	4.00	0.00
POLE STAR MARITIME LIMITED	6	00	2.17	0.17

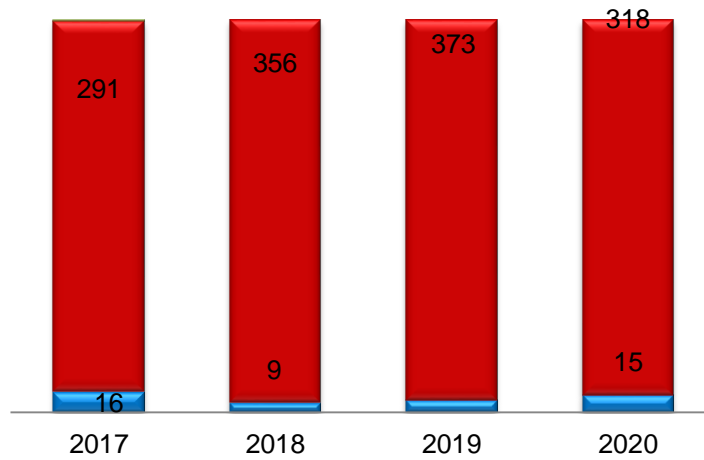
PRAGATI MARINE SERVICES PVT. LTD.	2	00	25.00	0.00
PROACTIVE SHIP MANAGEMENT	2	00	11.50	0.00
RAJ SHIPPING AGENCIES LTD	2	00	10.00	0.00
RELIANCE INDUSTRIES LTD	7	00	0.57	0.71
RIPLEY OFFSHORE PVT LTD	2	00	6.50	0.00
SADHAV SHIPPING LIMITED	2	00	16.50	0.00
SAI MARITIME AND MANAGEMENT PVT LTD	1	00	7.00	0.00
SAMSON MARITIME LIMITED	3	00	2.00	0.00
SAMSUNG MARITIME LIMITED	1	00	5.00	0.00
SAN MARINE	1	00	6.00	0.00
SANMAR SHIPPING LIMITED	5	00	4.60	0.00
SCI LTD	40	00	7.98	0.00
SEA SPARKLE HARBOUR SERVICES LTD.	2	00	1.50	0.00
SEAMEC LTD	3	00	4.33	0.00
SEAPORT SHIPPING PRIVATE LIMITED	1	00	5.00	0.00
SEAVANTEK SHIPPING SERVICES PVT LTD	2	00	7.00	0.00
SEVEN ISLANDS	16	00	4.75	0.06
SHANTI SAGAR INTERNATIONAL DREDGING	1	00	8.00	0.00
SHINY SHIPPING AND LOGISTICS LTD	1	00	14.00	0.00
SILVER PORT SERVICES PVT LTD	1	00	14.00	0.00
SIMA MARINE INDIA PVT. LTD.	3	00	13.00	0.00
SPARKLE PORT SERVICES LIMITED	1	00	2.00	0.00
SS OFFSHORE PVT. LTD.	3	00	10.33	0.00
SSR MARINE SERVICES PVT. LTD	1	00	12.00	0.00
SUCHNA MARINE SERVICES PVT LTD	2	00	12.00	0.00
SUPER TUG OFFSHORE SERVICES	1	00	13.00	0.00
SUPREME HYDRO ENGINEERING PVT. LTD.	1	00	14.00	0.00
SUSHE MARINE SERVICES	2	00	12.50	0.00
SVS MARINE SERVICE PVT LTD	3	00	6.67	0.00
SYNERGY OCEANIC SERVICES INDIA PVT LTD	4	00	3.00	0.25
TCI SEAWAYS	5	00	6.80	0.00
THANUKULA ROY PRAKASH	1	00	5.00	0.00
TIMBLO SHIPYARDS PVT.	1	00	10.00	0.00

LTD.		00		
TRADEX SHIPPING CO. PVT LIMITED,KOCHI	1	00	2.00	0.00
TRANSWORLD SHIP MANAGEMENT	1	00	13.00	0.00
TRITON MARITIME PVT LTD	1	00	4.00	0.00
TW SHIP MANAGEMENT PRIVATE LTD	10	00	9.90	0.10
TWSM PVT LTD, MUMBAI	1	00	4.00	0.00
UNITED OCEAN MARINE SYSTEM	1	00	2.00	0.00
UNITED SHIPPERS LIMITED, MUMBAI	1	00	6.00	0.00
VAMSI SHIPPING CARRIER	1	00	6.00	0.00
VAN OORD INDIA PVT LTD	3	00	4.33	0.00
VEDANT SHIP MANAGEMENT (INDIA) PVT. LTD.	1	00	8.00	0.00
VINAYAK MARINE SERVICES	3	00	11.00	0.00
VISION MARITIME PRIVATE LIMITED	1	00	3.00	0.00
VS MARINE SERVICE, JAMNAGAR	2	00	2.00	0.50
YAR SHIPPING AND CATERING PVT LTD	1	00	8.00	0.00
ZEN SHIPPING	2	00	37.50	0.00
TOTAL	394	17	5.62	0.07

Trend Analysis of Performance parameters: Inspections

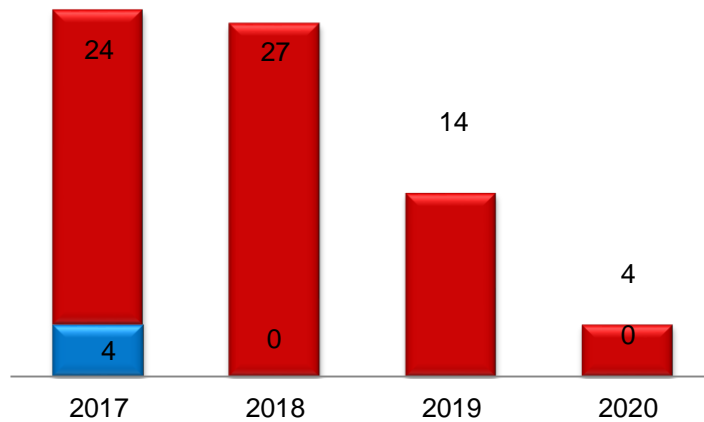
Trends - Performance parameters: IRS (Figure 15A)

■ No. of Detentions ■ No. of Inspections



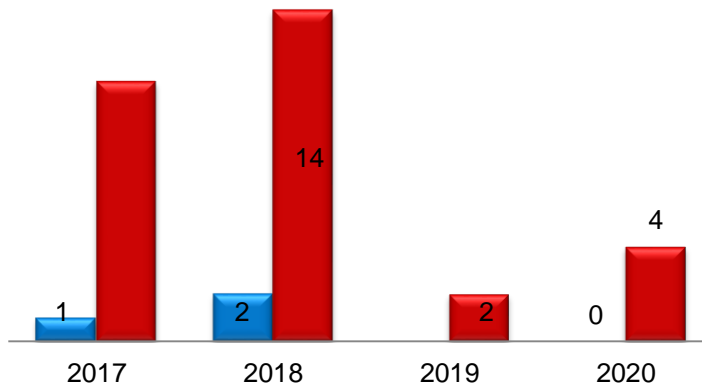
Trends - Performance parameters: IRS-ABS (Figure 15B)

■ No. of Detentions ■ No. of Inspections



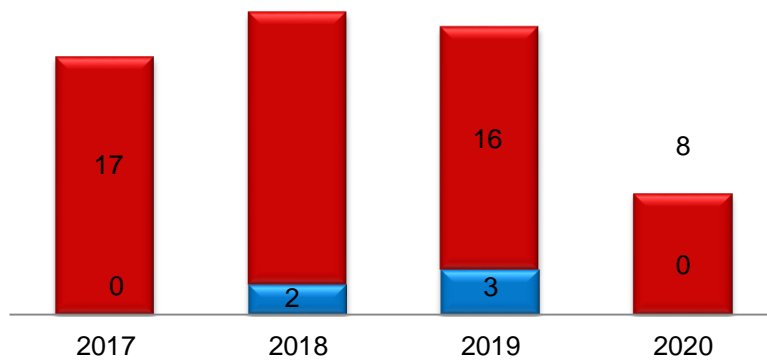
Trends - Performance parameters: IRS-BV (Figure 15C)

■ No. of Detentions ■ No. of Inspections

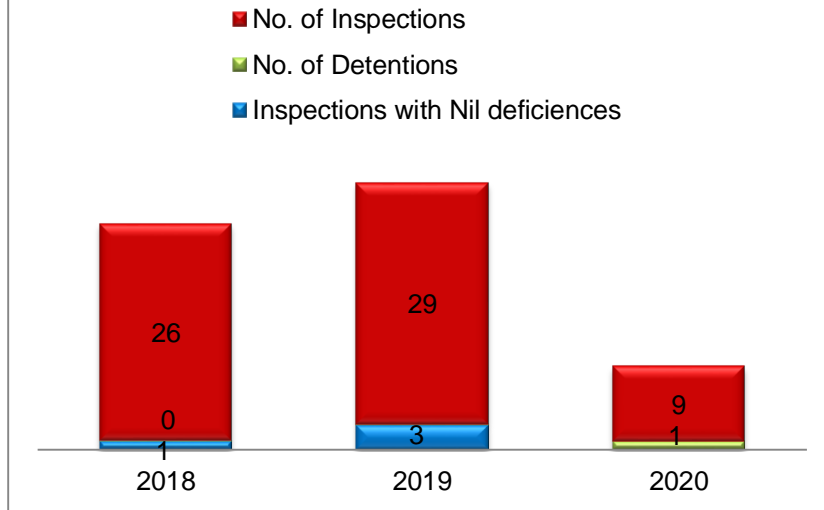


Trends - Performance parameters: DNV-GL(AS) (Figure 15D)

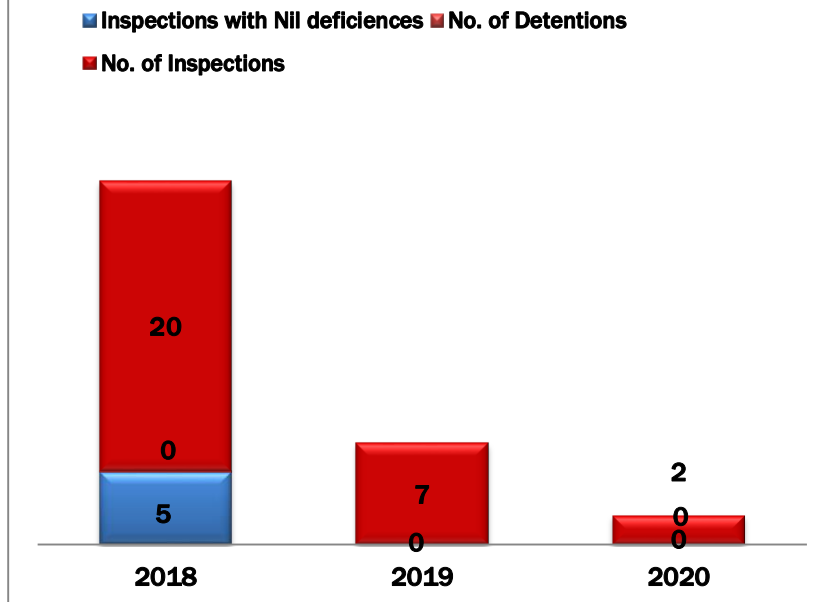
■ No. of Detentions ■ No. of Inspections



Trends - Performance parameters: IRS-LR (Figure 15E)



Trends - Performance parameters: IRS-NKK (Figure 15F)



Trend analysis of Flag State Inspection Statistics

Table 10: Distribution of Deficiencies across Deficiency Codes (FSI & GE)

Nature Of Deficiencies	No. of Deficiencies	Percentage
01101 : Cargo Ship Safety Equipment (including exemption)	10	0.35
01104 : Cargo Ship Safety Radio (including exemption)	4	0.14
01105 : Cargo Ship Safety (including exemption)	4	0.14
01106 : Document of Compliance (DoC/ ISM)	2	0.07
01107 : Safety Management Certificate (SMC/ ISM)	2	0.07
01108 : Load Lines (including Exemption)	2	0.07
01113 : Minimum Safe Manning Document	11	0.38
01117 : International Oil Pollution Prevention (IOPP)	1	0.03
01119 : International Sewage Pollution Prevention Cert.	1	0.03
01122 : International ship security certificate	5	0.17
01123 : Continuous synopsis record	19	0.66
01124 : International Air Pollution Cert.	3	0.1
01125 : Engine International Air Pollution Prev. Cert.	1	0.03
01131 : International Anti-fouling-System Certificate	3	0.1
01132 : Tonnage certificate	4	0.14
01134 : Other (certificates)	56	1.94
01135 : Documents for carriage of dangerous goods	1	0.03
01201 : Certificates for master and officers	6	0.21
01202 : Certificate for rating for watch keeping	6	0.21
01209 : Manning specified by the minimum safe manning doc	1	0.03
01210 : Certificate for medical first aid	1	0.03
01213 : Evidence of Basic Training	1	0.03
01216 : Other (STCW)	19	0.66
01301 : Cargo Gear Record Book	2	0.07
01304 : Declaration of AFS compliance	1	0.03
01305 : Log-books/compulsory entries	42	1.45
01307 : Tables of working hours	5	0.17
01308 : Records of rest	20	0.69
01309 : Fire control plan - all	6	0.21
01310 : Signs, indications	1	0.03
01311 : Survey report file	5	0.17
01312 : Thickness measurement report	2	0.07
01314 : SOPEP	13	0.45
01315 : Oil record book	16	0.55
01320 : Garbage record book	11	0.38
01321 : Endorsement of cargo booklet	1	0.03
01322 : Conformance Test Report	3	0.1
01324 : Material Safety Data Sheets(MSDS)	1	0.03
02101 : Closing devices/watertight doors	6	0.21
02103 : Stability/strength/loading information and instruments	1	0.03
02105 : Steering gear	3	0.1
02106 : Hull damage impairing seaworthiness	2	0.07

02107 : Ballast, fuel and other tanks	5	0.17
02108 : Electrical installations in general	7	0.24
02109 : Permanent means of access	4	0.14
02110 : Beams, frames, floors-op damage	3	0.1
02111 : Beams, frames, floors-corrosion	9	0.31
02112 : Hull - corrosion	25	0.86
02113 : Hull - cracking	1	0.03
02114 : Bulkhead -corrosion	8	0.28
02115 : Bulkheads - operational damage	2	0.07
02116 : Bulkheads - cracking	1	0.03
02117 : Decks - corrosion	31	1.07
02120 : Marking of IMO number	1	0.03
02123 : Wheelhouse -door -window	1	0.03
02125 : Spaces in cargo areas	4	0.14
02126 : Cargo tank vent system	1	0.03
02129 : Bulkhead strength	1	0.03
02131 : Other (Bulk carriers)	2	0.07
02133 : Asbestos containing materials	1	0.03
03102 : Freeboard marks	12	0.42
03103 : Railing, gangway, walkway and means for safe passage	7	0.24
03104 : Cargo & other hatchways	5	0.17
03105 : Covers (hatchway-, portable-, tarpaulins, etc.)	10	0.35
03106 : Windows, side scuttles and deadlights	10	0.35
03107 : Doors	47	1.63
03108 : Ventilators, air pipes, casings	71	2.46
03109 : Machinery space openings	12	0.42
03110 : Manholes/flush scuttles	8	0.28
03111 : Cargo ports and other similar openings	1	0.03
03112 : Scuppers, inlets and discharges	8	0.28
03113 : Bulwarks and freeing ports	2	0.07
03115 : Other (load lines)	18	0.62
04101 : Public address system	5	0.17
04102 : Emergency fire pump and its pipes	15	0.52
04103 : Emergency, lighting, batteries and switches	27	0.93
04105 : Location of emergency installations	2	0.07
04106 : Emergency steering position com./ compass reading	7	0.24
04107 : Emergency towing arrangements and procedures	3	0.1
04108 : Muster list	11	0.38
04110 : Abandon ship drills	5	0.17
04111 : Damage control plan	1	0.03
04112 : Shipboard Marine Pollution emergency operations	1	0.03
04113 : Water level indicator	1	0.03
04114 : Emergency source of power - Emergency generator	11	0.38
05102 : Functional requirements	6	0.21
05103 : Main installation	2	0.07
05105 : MF/HF Radio installation	8	0.28
05106 : INMARSAT ship earth station	5	0.17
05107 : Maintenance/duplication of equipment	1	0.03
05108 : Performance standards for radio equipment	1	0.03
05109 : VHF radio installation	9	0.31

05110 : Facilities for reception of marine safety inform.	5	0.17
05111 : Satellite EPIRB 406MHz/1.6GHz	3	0.1
05112 : VHF EPIRB	2	0.07
05113 : SART/AIS-SART	9	0.31
05114 : Reserve source of energy	18	0.62
05115 : Radio log (diary)	2	0.07
05116 : Operation/maintenance	5	0.17
05117 : Other (radio communication)	11	0.38
05118 : Operation of GMDSS equipment	4	0.14
06101 : Cargo Securing Manual	1	0.03
06103 : Other cargo/timber/deck/construction	1	0.03
06105 : Other (cargo)	6	0.21
06106 : Cargo transfer - Tankers	5	0.17
06107 : Cargo operation	10	0.35
07101 : Fire prevention structural integrity	3	0.1
07102 : Inert gas system	1	0.03
07105 : Fire doors/openings in fire-resisting divisions	15	0.52
07106 : Fire detection and alarm system	27	0.93
07108 : Ready availability of fire fighting equipment	11	0.38
07109 : Fixed fire extinguishing installation	19	0.66
07110 : Firefighting equipment and appliances	67	2.32
07111 : Personal equipment for fire safety	11	0.38
07112 : Emergency Escape Breathing Device and disposition	4	0.14
07113 : Fire pumps and its pipes	49	1.69
07114 : Remote Means of control (opening, pumps, ventilation etc.)	9	0.31
Machinery spaces		
07115 : Fire-dampers	18	0.62
07116 : Ventilation	15	0.52
07118 : International shore-connection	2	0.07
07119 : Other (fire safety)	55	1.9
07120 : Means of escape	11	0.38
07121 : Crew alarm	1	0.03
07122 : Fire control plan	7	0.24
07123 : Operation of Fire protection systems	4	0.14
07124 : Maintenance of Fire protection systems	11	0.38
07125 : Evaluation of crew performance (fire drills)	1	0.03
08101 : General alarm	2	0.07
08102 : Emergency signal	1	0.03
08103 : Fire alarm	9	0.31
08106 : Inert gas alarm	1	0.03
08107 : Machinery controls alarm	6	0.21
08111 : Other (alarms)	13	0.45
09101 : Minimum age	1	0.03
09102 : Dirty, parasites	7	0.24
09103 : Ventilation (Accommodation)	9	0.31
09104 : Heating	1	0.03
09106 : Sanitary Facilities	18	0.62
09107 : Drainage	2	0.07
09108 : Lighting (Accommodation)	3	0.1
09109 : Pipes, wires (insulation)	1	0.03

09110 : Electrical devices	2	0.07
09111 : Sickbay	1	0.03
09112 : Medical Equipment	16	0.55
09113 : Access/structure	1	0.03
09116 : Furnishings	2	0.07
09119 : Mess room (location)	1	0.03
09121 : Laundry	1	0.03
09122 : Record of inspection (Accommodation)	2	0.07
09123 : Other (crew and accommodation)	19	0.66
09124 : Galley, handling room (maintenance)	14	0.48
09126 : Lighting	1	0.03
09127 : Cleanliness	11	0.38
09128 : Provisions quantity	1	0.03
09130 : Water, pipes, tanks	4	0.14
09131 : Cold room	4	0.14
09134 : Food personal hygiene	1	0.03
09201 : Ventilation (Working spaces)	9	0.31
09202 : Heating	1	0.03
09203 : Lighting (Working spaces)	24	0.83
09204 : Safe means of access	15	0.52
09205 : Safe means of access Shore - Ship	4	0.14
09206 : Safe means of access Deck - hold/tank, etc.	2	0.07
09207 : Obstruction/slipping, etc.	21	0.73
09208 : Protection machinery	12	0.42
09209 : Electrical	51	1.76
09210 : Machinery	26	0.9
09211 : Steam pipes and pressure pipes	19	0.66
09212 : Danger areas	1	0.03
09213 : Gas instruments	13	0.45
09215 : Other (working space ILO)	14	0.48
09216 : Personal equipment	7	0.24
09217 : Warning notices	3	0.1
09218 : Protection machines/parts	11	0.38
09219 : Pipes, wires (insulation)	10	0.35
09220 : Structural features (ship)	3	0.1
09221 : Entry dangerous spaces	3	0.1
09222 : Other (accident prevention)	79	2.73
09223 : Gangway, accommodation-ladder	14	0.48
09225 : Loading and unloading equipment	2	0.07
09226 : Holds and tanks safety	3	0.1
09227 : Ropes and wires	12	0.42
09228 : Anchoring devices	15	0.52
09229 : Winches & capstans	20	0.69
09231 : Other (mooring)	31	1.07
09232 : Cleanliness of engine room	28	0.97
09233 : Guards - fencing around dangerous machinery parts	3	0.1
10101 : Pilot ladders and hoist/pilot transfer arrangements	4	0.14
10103 : Radar	20	0.69
10104 : Gyro compass	7	0.24
10105 : Magnetic compass	34	1.18

10109 : Lights, shapes, sound-signals	50	1.73
10110 : Signaling lamp	24	0.83
10111 : Charts	31	1.07
10112 : Electronic charts (ECDIS)	2	0.07
10113 : Automatic Identification System (AIS)	10	0.35
10114 : Voyage data recorder (VDR)/Simplified Voyage data recorder(S-VDR)	10	0.35
10115 : GNSS receiver/terrestrial radio navigation system	2	0.07
10116 : Nautical publications	41	1.42
10117 : Echo sounder	14	0.48
10118 : Speed and distance indicator	4	0.14
10119 : Rudder angle indicator	4	0.14
10123 : International code of signals-Solas	1	0.03
10126 : Record of drills and test steering gear	2	0.07
10127 : Voyage or passage plan	7	0.24
10128 : Navigation bridge visibility	5	0.17
10129 : Navigation records	6	0.21
10130 : Other (navigation)	38	1.31
10132 : Communication-Solas chap. 5	2	0.07
10133 : Bridge operation	7	0.24
10137 : Long-range identification and tracking system (LRIT)	2	0.07
11101 : Lifeboats	34	1.18
11102 : Lifeboat inventory	4	0.14
11103 : Stowage and provision of Lifeboats	1	0.03
11104 : Rescue boats	34	1.18
11105 : Rescue boat inventory	4	0.14
11106 : Fast Rescue Boats	3	0.1
11107 : Stowage of rescue boats	3	0.1
11108 : Inflatable liferafts	21	0.73
11110 : Stowage and provision of liferafts	13	0.45
11112 : Launching arrangements for survival craft	4	0.14
11113 : Launching arrangements for rescue boats	2	0.07
11115 : Means of rescue	3	0.1
11116 : Distress flares	4	0.14
11117 : Lifebuoys incl. provision and disposition	57	1.97
11118 : Lifejackets incl.provision and disposition	5	0.17
11119 : Immersion suits	2	0.07
11124 : Embarkation arrangement survival craft	13	0.45
11126 : Means of recovery of life saving appliances	1	0.03
11127 : Buoyant apparatus	2	0.07
11128 : Line-throwing appliance	3	0.1
11129 : Operational readiness of lifesaving appliances	3	0.1
11131 : On board training and instructions	39	1.35
11132 : Maintenance and inspections	6	0.21
11133 : Other (lifesaving)	30	1.04
11134 : Operation of Life Saving Appliances	2	0.07
11135 : Maintenance of Life Saving Appliances	6	0.21
13101 : Propulsion main engine	24	0.83
13102 : Auxiliary engine	33	1.14
13103 : Gauges,thermometers, etc	17	0.59

13106 : Insulation wetted through (oil)	3	0.1
13107 : Other (machinery)	58	2.01
13108 : Operation of machinery	15	0.52
14102 : Retention of oil on board	6	0.21
14104 : Oil filtering equipment	3	0.1
14105 : Pumping, piping and discharge arrangements	6	0.21
14107 : Oil disch. Monitoring and control system	7	0.24
14108 : 15 PPM Alarm arrangmts.	3	0.1
14109 : Oil/water interface detector	1	0.03
14110 : Standard disch. conn.	6	0.21
14118 : Other (MARPOL Annex I)	24	0.83
14119 : Oil and oily mixtures from machinery spaces	8	0.28
14120 : Load, unload & clean proc. for cargo sp.(tankers)	1	0.03
14123 : Accidental oil outflow performance	3	0.1
14209 : Other MARPOL Annex II	1	0.03
14402 : Sewage treatment plant	13	0.45
14403 : Sewage comminuting and disinfecting system	2	0.07
14404 : Sewage discharge connection	6	0.21
14405 : Other (MARPOL Annex IV)	8	0.28
14501 : Garbage	23	0.8
14502 : Placards	10	0.35
14503 : Garbage management plan	13	0.45
14504 : Other MARPOL Annex V	14	0.48
14601 : Technical files and if applicable, monitoring manual	2	0.07
14604 : Bunker delivery notes	4	0.14
14607 : Quality of fuel oil	1	0.03
14608 : Incinerator incl.operations and operating manual	4	0.14
14611 : Ozone-depleting substances	3	0.1
14612 : Other MARPOL Annex VI	2	0.07
15102 : Company responsibility and authority	9	0.31
15105 : Resources and personnel	16	0.55
15106 : Shipboard operations	5	0.17
15107 : Emergency preparedness	2	0.07
15109 : Maintenance of the ship and equipment	8	0.28
15110 : Documentation-ISM	4	0.14
15111 : Company verification, review and evaluation	3	0.1
15112 : Certification, verification and control	1	0.03
15113 : Other (ISM)	6	0.21
16101 : Security related defects	8	0.28
16103 : Ship security plan	2	0.07
16104 : Ship security officer	1	0.03
16105 : Access control to ship	2	0.07
16106 : Security drills	1	0.03
16107 : Other (maritime security)	17	0.59
17101 : Other safety in general	69	2.39
17102 : Other (Solas operational)	5	0.17
17103 : Other (MARPOL operational)	5	0.17
TOTAL	2891	100

Areas with more than 2% deficiencies

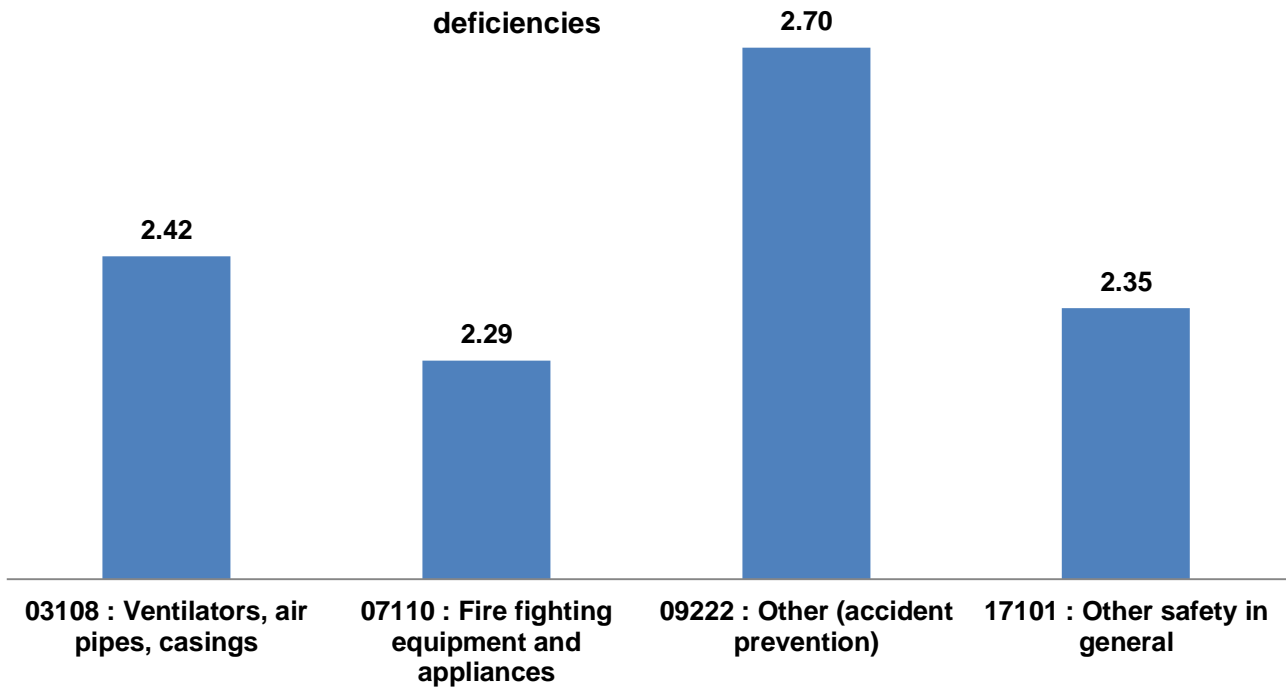


Table11 : List of Ships detained under FSI for 2020

Sr. No.	IMO Number	Gross Tonnage	Particulars of Company	Ship Name	Year Built	Ship Type	Classification Society	Date of Inspection
1	9116383	28414	DAWN SHIPPING PRIVATE LTD	DAWN MADURAI	1996	oil tanker	IRS	07.01.2020
2	9129524	1592	GALLEON SHIPPING PVT LTD, MUMBAI	GURU PRASAD	1997	general cargo/multi-purpose ship	IRS	15.01.2020
3	8943650	1593	NEW ERA SHIPPING LIMITED	KIN SHIP MODESTY	1998	general cargo/multi-purpose ship	IRS	16.01.2020
4	9289336	356	SUPER TUG OFFSHORE SERVICES PVT LIMITED	MERMAID-3	2003	Tugboat	IRS	29.01.2020
5	9585649	417	KB SHIPPING	KAIVAN	2011	Offshore Service Vessel	IRS	12.02.2020
6	8222161	747	GLORY SHIP MANAGEMENT	VARAPRADA	1984	Tugboat	IRS-LR	09.03.2020
7	9034547	51785	THE SHIPPING CORPORATION OF INDIA LTD	MAHARSHI PARASHURAM	2002	Oil Tanker	IRS-BV	19.03.2020
8	9547269	2067	THE SHIPPING CORPORATION OF INDIA LTD	SCI URJA	1982	Offshore Service Vessel	IRS	22.07.2020
9	9193006	292	CAN OFFSHORE PVT.LTD.	VAHBIZ	1999	Tugboat	IRS	01.09.2020
10	9215531	458	A K SHIP MANAGEMENT AND SERVICES	AK SHIP 9	1999	Tugboat	IRS	04.09.2020
11	8308513	1310	ALBATROSS SHIPPING AGENCIES PVT LTD	MV ALBATROSS 07	1985	Other Types Of Ship	IRS	09.10.2020
12	9437660	1285	M. PALLONJI CO. PVT. LTD.	MPB-5	2007	General Cargo/Multi-Purpose Ship	IRS	09.10.2020
13	9113757	374	Bindiya Marine Service, Jamnagar.	VARAHI	1995	Tugboat	IRS	19.10.2020
14	9084619	1874	Pragati Marine Services Pvt. Ltd.	MANGALAM	1994	General Cargo/Multi-Purpose Ship	IRS	07.11.2020
15	9017678	4526	Integrity Ships Pvt.Ltd	ARK PIONEER	1992	Chemical Tanker	IRS	14.11.2020
16	9248203	8253	Zen Shipping And Ports Pvt LTD	BON ATLANTICO	2001	Other Types Of Ship	IRS	23.11.2020
17	8654675	1691	NSS Shipping	RADHA KRISHNA II	1996	Other Types Of Ship	IRS	01.12.2020



**Port State Control (PSC)
of Indian Flag vessels
in
Foreign Ports**



Member States of the prominent MoUs on Port State Control



1. Paris MoU
2. Tokyo MoU
3. Indian Ocean MoU
4. Mediterranean MoU
5. Acuerdo de Vina del Mar (Latin American MoU)
6. Caribbean MoU
7. Abuja MoU
8. Black Sea MoU
9. Riyadh MoU
10. United States Coast Guard MoU



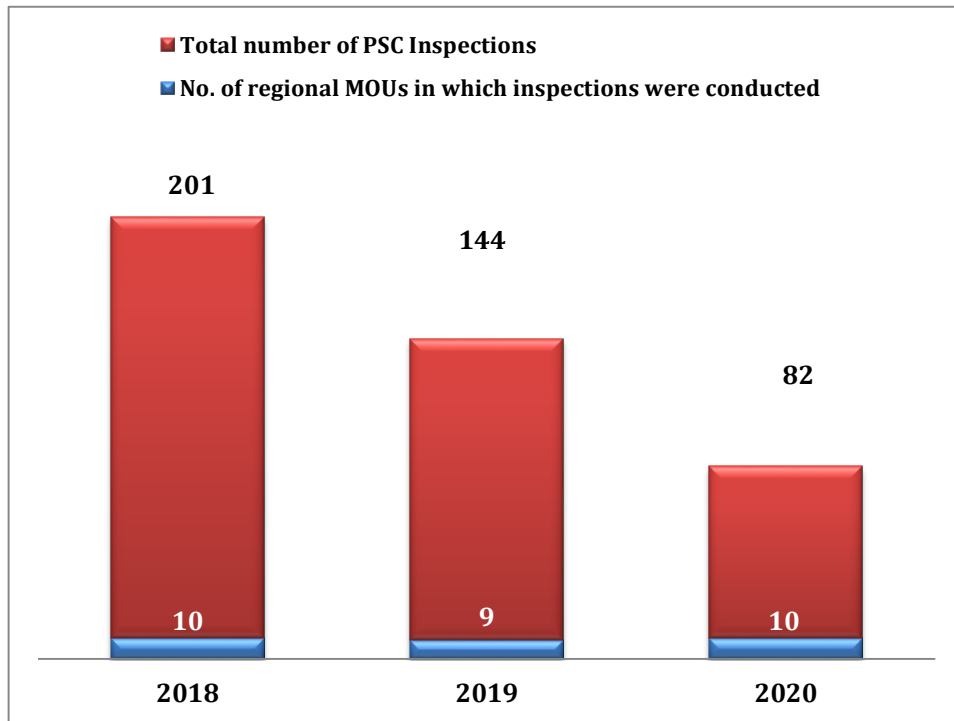
There were a total of 82 inspections in 10 PSC regimes worldwide. These vessels are managed by about 16 Indian companies holding Indian DOC. Nearly 21 out of 82 inspections (constituting about 26% of all the inspections) were conducted in TOKYO PSC regime.

Compared to 7 detentions in 2019, there were 1 detention in 2020; and in terms of detention rate, it constituted 1.22 % detention rate compared to 4.86% in 2019. The 82 inspections resulted in about 155 deficiencies that is about 1.89 deficiencies per vessel. 52.44% of all inspected vessels resulted in nil deficiencies.

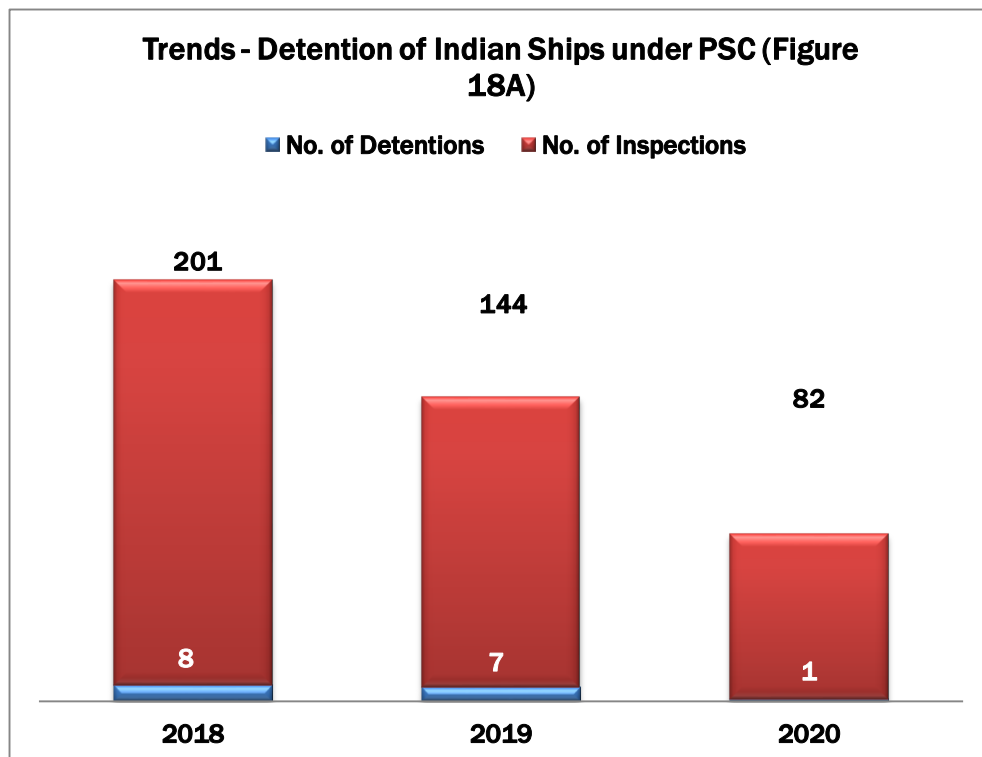


Detention and Detention Trends of Indian Ships

Distribution of inspections of Indian vessels under PSC (Figure 17)

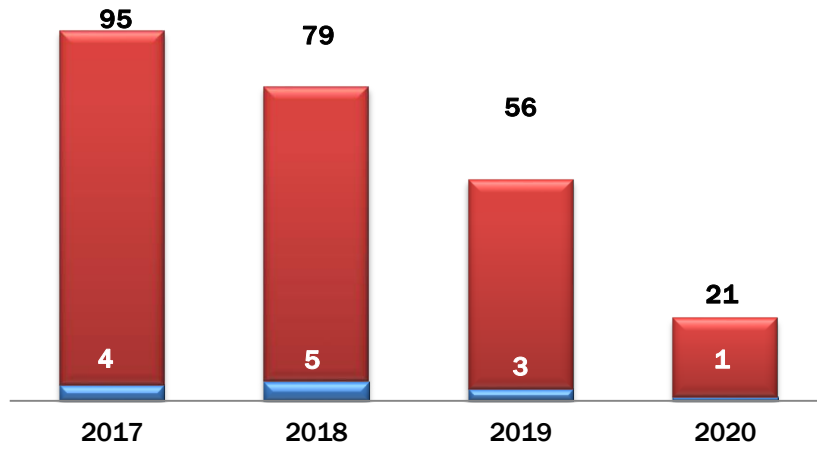


Trends - Detention of Indian Ships under PSC (Figure 18A)



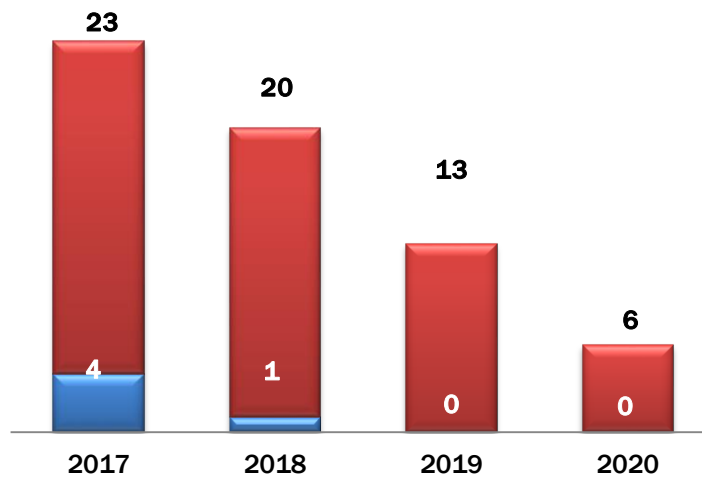
Trends - Detention of Indian Flag Vessels inspected in Tokyo MoU (Figure 18B)

■ No. of Detentions ■ No. of Inspections



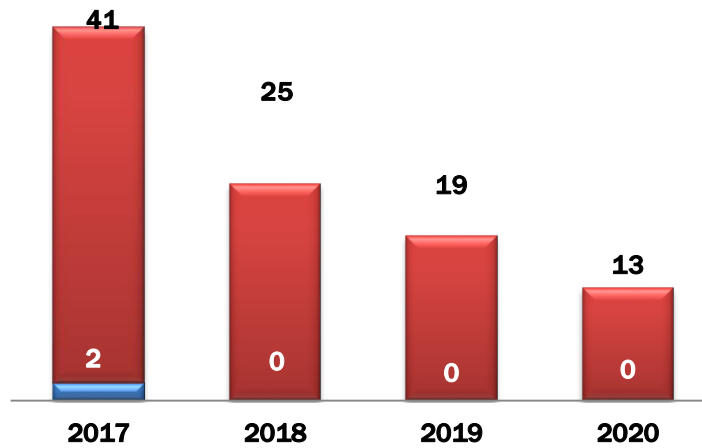
Trends - Detention of Indian Flag Vessels inspected in Paris MoU (Figure 18C)

■ No. of Detentions ■ No. of Inspections



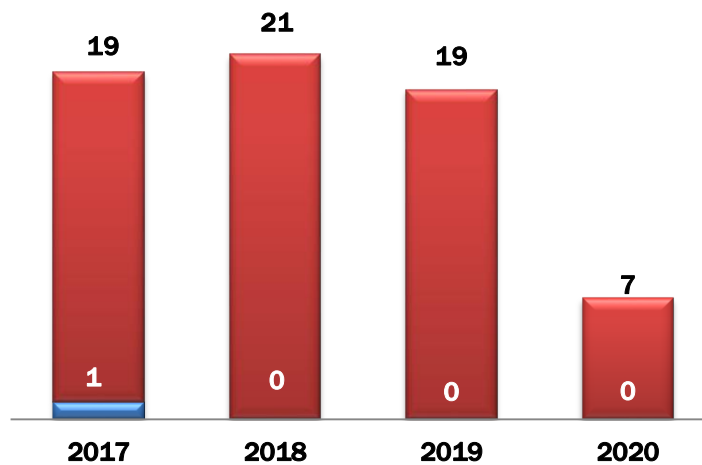
**Trends - Detention of Indian Flag Vessels
inspected in
Riyadh MoU (Figure 18D)**

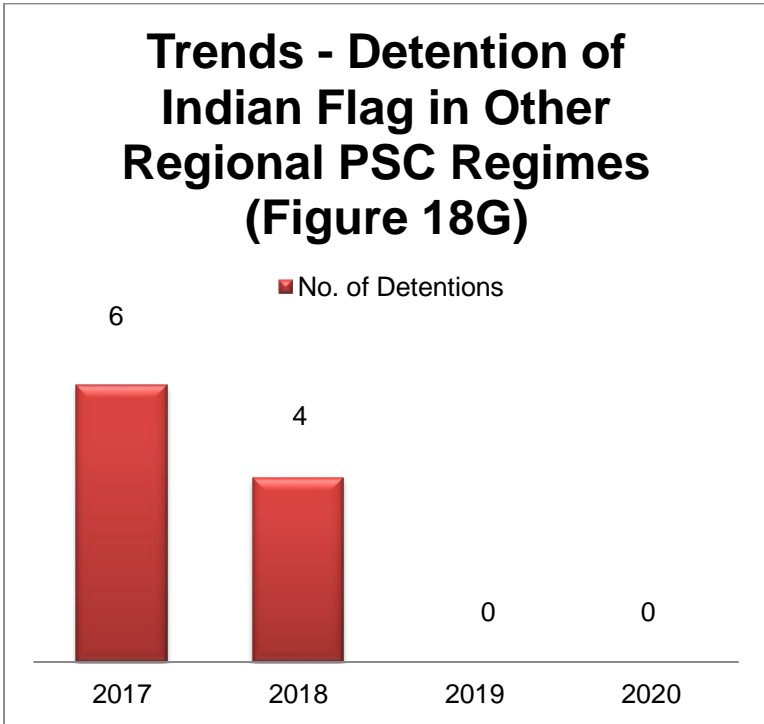
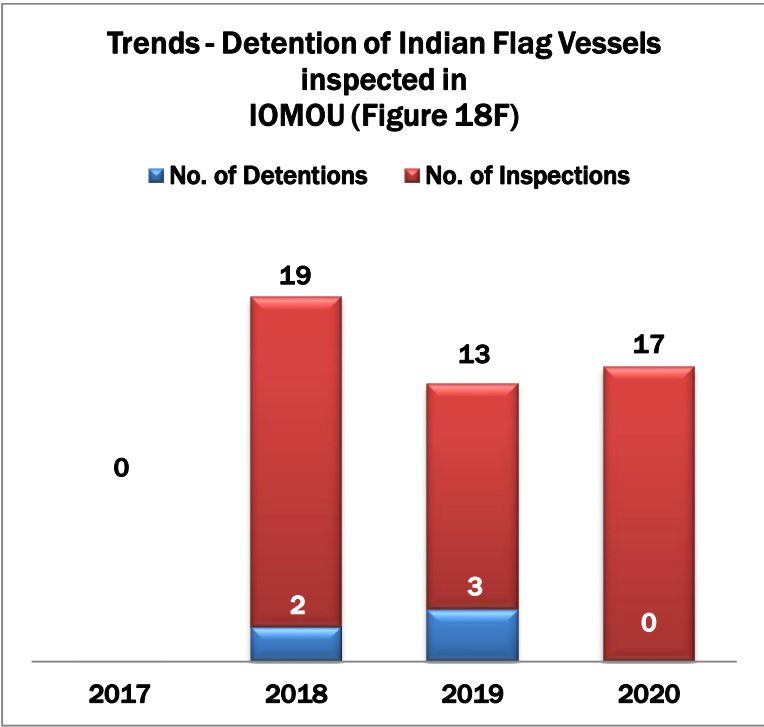
■ No. of Detentions ■ No. of Inspections



**Trends - Detention of Indian Flag Vessels
inspected in
USCG (Figure 18E)**

■ No. of Detentions ■ No. of Inspections





Performance of Indian Flag Vessels inspected under various PSC Regimes

Table 12 : Performance in various Regional PSC Groups				
Total Inspections/ Inspections under PSC Regimes	Number of Inspections	Number of Detentions	Avg. Deficiency Index	Nil-Deficiency Rate
Abuja MOU	03	00	0.00	1.00
Black Sea MOU	05	00	1.80	0.60
IOMOU	17	00	1.18	0.65
MED-MOU	02	00	0.00	1.00
Paris MOU	06	00	3.00	0.33
Riyadh MOU	13	00	0.69	0.61
Tokyo MOU	21	01	3.28	0.33
USCG	07	00	0.28	0.71
VINA-DEL-MAR MOU	03	00	0.33	0.67
AMSA	05	00	5.40	0.20
Total	82	01	1.89	0.52

PERFORMANCE OF INDIAN SHIPS: AGE BASED

Table 13A : Age based Performance of Indian Vessels				
Type of Vessel and Age Bracket	Number of Inspections	Number of Detentions	Avg. Deficiency Index	Nil-Deficiency Rate
0-5 Years	9	0	0.78	0.67
6-15 Years	48	1	2.29	0.52
16-25 Years	24	0	1.46	0.50
More than 25 years	1	0	3.00	0.00
All	82	1	1.89	0.52

Table 13B : Age based Performance of Bulk Carriers				
Type of Vessel and Age Bracket	Number of Inspections	Number of Detentions	Avg. Deficiency Index	Nil-Deficiency Rate
0-5 Years	08	00	0.87	0.62
6-15 Years	23	00	2.61	0.39
16-25 Years	06	00	0.17	0.83
More than 25 years	00	00	-	-
All	37	00	1.84	0.51



Table 13C : Age based Performance of Chemical Tankers

Type of Vessel and Age Bracket	Number of Inspections	Number of Detentions	Avg. Deficiency Index	Nil-Deficiency Rate
0-5 Years	0	0	-	-
6-15 Years	3	0	2.67	0.33
16-25 Years	1	0	3.00	0.00
More than 25 years	0	0	-	-
All	4	0	2.75	0.25

Table 13D : Age based Performance of Gas Carriers

Type of Vessel and Age Bracket	Number of Inspections	Number of Detentions	Avg. Deficiency Index	Nil-Deficiency Rate
0-5 Years	0	0	-	-
6-15 Years	0	0	-	-
16-25 Years	2	0	1.00	0.50
More than 25 years	0	0	-	-
All	2	0	1.00	0.50

Table 13E : Age based Performance of Other Type Vessels

Type of Vessel and Age Bracket	Number of Inspections	Number of Detentions	Avg. Deficiency Index	Nil-Deficiency Rate
0-5 Years	00	00	-	-
6-15 Years	04	00	0.00	1.00
16-25 Years	04	00	3.50	0.00
More than 25 years	01	00	3.00	0.00
All	09	00	1.89	0.44

Table 13F : Age based Performance of Oil Tankers

Type of Vessel and Age Bracket	Number of Inspections	Number of Detentions	Avg. Deficiency Index	Nil-Deficiency Rate
0-5 Years	01	00	0.00	1.00
6-15 Years	18	01	2.33	0.61
16-25 Years	09	00	1.67	0.44
More than 25 years	00	00	-	-
All	28	01	2.03	0.57



Table 13G : Age based Performance of General Cargo Vessels

Type of Vessel and Age Bracket	Number of Inspections	Number of Detentions	Avg. Deficiency Index	Nil-Deficiency Rate
0-5 Years	00	00	-	-
6-15 Years	00	00	-	-
16-25 Years	01	00	0.00	1.00
More than 25 years	00	00	-	-
All	01	00	0.00	1.00

Table 13H : Age based Performance of Vehicle Carrier

Type of Vessel and Age Bracket	Number of Inspections	Number of Detentions	Avg. Deficiency Index	Nil-Deficiency Rate
0-5 Years	00	00	-	-
6-15 Years	00	00	-	-
16-25 Years	01	00	0.00	1.00
More than 25 years	00	00	-	-
All	01	00	0.00	1.00

Table 14: Performance of Recognized Organizations

Recognized Organization	Number of Inspections	Number of Detentions	Avg. Deficiency Index	Nil-Deficiency Rate
IRS-ABS	17	00	1.18	0.65
IRS-BV	03	00	1.67	0.33
IRS- DNV/ GL	10	01	4.10	0.40
IRS	27	00	1.96	0.48
IRS/ LR	23	00	1.43	0.56
IRS/ NKK	02	00	1.50	0.50
All	82	01	1.89	0.52

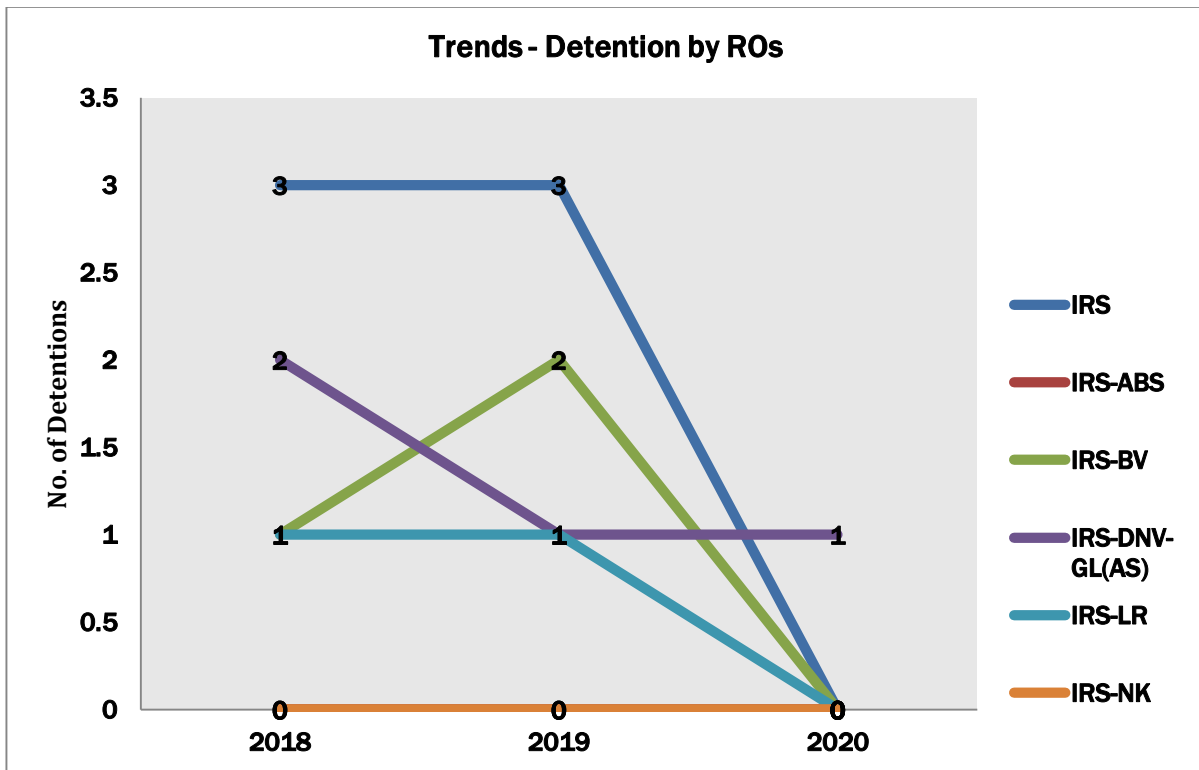


Table 15: Performance of Indian DOC Holders

Company	Number of Inspections	Number of Detentions	Avg. Deficiency Index	Nil-Deficiency Rate
ARKA GLOBAL MARINE SERVICES LLC	2	0	1.00	0.00
ASP Ship Management (India) Pvt. Ltd	2	0	1.50	0.50
AZA SHIPPING PVT. LTD.	1	0	4.00	0.00
FIVE STARS SHIPPING CO.PVT.LTD.	7	0	1.43	0.57
FLEET MANAGEMENT INDIA PVT LTD	3	0	2.67	0.33
INTEGRITY SHIPS PVT LTD.	4	0	3.25	0.00
PENTA CRYSTAL SHIP MANAGEMENT	1	0	0.00	1.00
PHLIX SHIPPING VENTURE	1	0	0.00	1.00
SAI MARITIME & MANAGEMENT	3	0	2.67	0.00
SANMAR SHIPPING LTD, CHENNAI	3	0	0.67	0.67
SEAVANTEK SHIPPING SERVICES PRIVATE LIMITED	1	0	0.00	1.00
SEVEN ISLANDS SHIPPING LTD.	2	0	1.50	0.50
SYNERGY OCEANIC SERVICES INDIA PRIVATE LIMITED	1	0	0.00	1.00
THE GREAT EASTERN SHIPPING CO. LTD.	39	0	1.13	0.69
THE SHIPPING CORPORATION OF INDIA LTD	16	1	4.81	0.18
TOLANI SHIPPING CO. LTD.	1	0	2.00	0.00
TOTAL	87	1	2.02	0.52



List of Detainable deficiencies observed during the PSC Inspection of Indian Flag Ships

Description of Detainable Deficiencies by Category

S.No.	Code	Description	Deficiencies Main Head
01	10115 - GNSS receiver/terrestrial radio navigation system	Existing numbers of maritime safety information for Russian south part of Far East region in which ship engaged voyages missing on board Coastal warning Vladivostok Bombing Gunner	SOLAS
02	10116 - Nautical publications	BA Nautical publication sailing direction 43 for engaged and intended voyages found out of date of edition and not up dated latest notices to mariners	SOLAS
03	14402 - Sewage treatment plant	Sewage treatment plant DVZ SKA 20 Bio master Air blower out of order water found leaking on top of tank through securing bolts bad smell around working of vacuum pump not visible through the control glass	MARPOL
04	15113 - Other (ISM)	Above shown deficiencies are objective evidence of a failure or lack of effectiveness of the implementation of the ISM	ISM



List of Indian Flag Ships detained under Port State Control for 2020

List of Indian Flag Ships detained under Port State Control (Table 16)

Sr. No.	Date of Inspection	IMO No.	Ship Name	Name of Owner	GT	Year Built	Ship Type	RO	Place of Inspection	MOU
1	24.04.2020	9421403	SWARNA MALA	THE SHIPPING CORPORATION OF INDIA LTD	29993	2010	OIL TANKER	IRS/DNV	NAKHODA	TOKYO

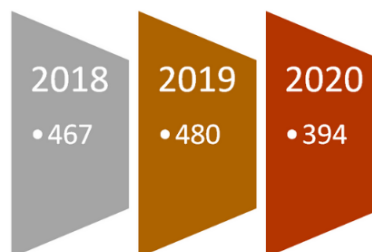


ANNUAL REPORT 2020

PSC Inspection Trends India



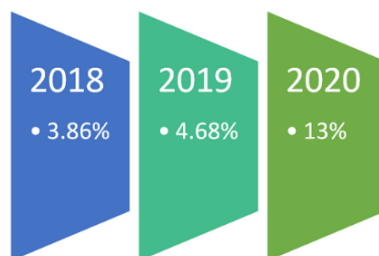
FSI Inspection Trends India



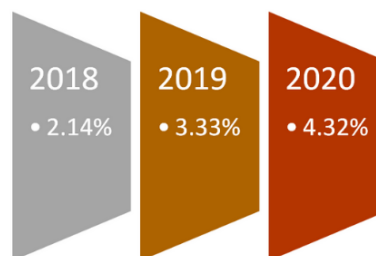
PSC Inspection Trends India flag vessel/Foregin port



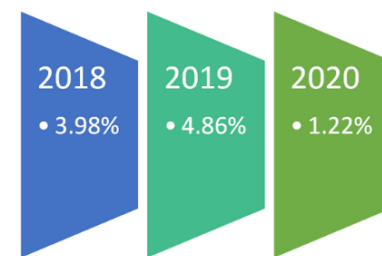
PSC Detention Trends India



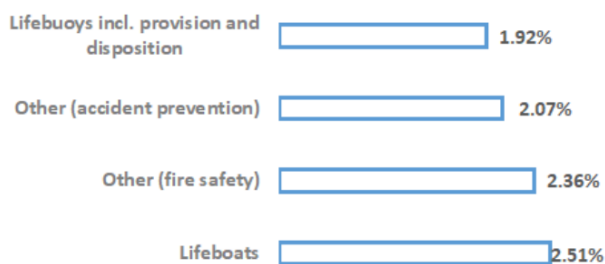
FSI Detention Trends India



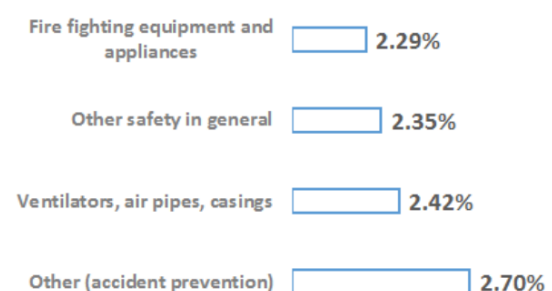
PSC Detention Trends India flag vessel/Foregin port



Top 4 PSC Deficiency categories



Top 4 FSI Deficiency categories



**THIS PAGE IS
INTENTIONALLY KEPT
BLANK**



Further information may be obtained from:

**Port State Control Cell,
Directorate General of Shipping**

9th Floor, Beta Building,
I-Think Techno Campus,
Kanjurmarg (East),
Mumbai - 400 042 (India)

Tel. No. : 91-22-25752040/41/42/43/45

Fax. No. : 91-22-25752029/35

**Email : dgship-dgs@nic.in
psc-dgs@nic.in**

Website : www.dgshipping.gov.in