



भारत सरकार / GOVERNMENT OF INDIA
पत्तन, पोत परिवहन और जलमार्ग मंत्रालय
MINISTRY OF PORTS, SHIPPING AND WATERWAYS

नौवहन महानिदेशालय, मुंबई

DIRECTORATE GENERAL OF SHIPPING, MUMBAI

File: 11-27036/1/2026-COMP – DGS (C-39720)

Date: 07-04-2026

NOTICE

Sub: Update of Seafarer Profile on new e-Samudra Portal – reg.

The Directorate General of Shipping is continuously undertaking digitisation and upgradation of its online systems to enhance efficiency and transparency.

2. In furtherance of this objective, migration of seafarer profile data from the existing system to the new e-Samudra Portal is being carried out.

3. In view of the above, all seafarers are hereby advised to verify and update their profile details on the new e-Samudra Portal to incorporate any necessary corrections or changes.

4. All seafarers shall log in to the new e-Samudra Portal using the link below:
<https://esamudra.dgshipping.gov.in>

5. Seafarers may login using the same email ID and mobile number registered at the time of initial registration. One-Time Password (OTP) for login shall be sent to the registered mobile number and email ID both.

5. The detailed procedure for registration and login is annexed herewith as *Annexure*. Upon migration to the new portal, seafarers may update their profile details, as required. The migration of seafarer profiles to the new portal shall be undertaken at the earliest available opportunity.

6. All certification services (CoPs/CoCs) available on the existing portal shall continue for the time being until their migration to the new portal, for which a separate intimation will be issued.

6. For any queries or technical assistance, seafarers may write to: dgs.support@gov.in

7. The new e-Samudra portal shall go live and be effective from 07-04-2026.

8. It is requested that this circular may be widely circulated to ensure awareness and compliance among all seafarers.

This is issued with the approval of the Nautical Advisor (I/c).

Praneet Choudhary
07/07/2026

(Praneet Choudhary)

Dy. Director General of Shipping

To: All Indian Seafarers

ANNEXURE

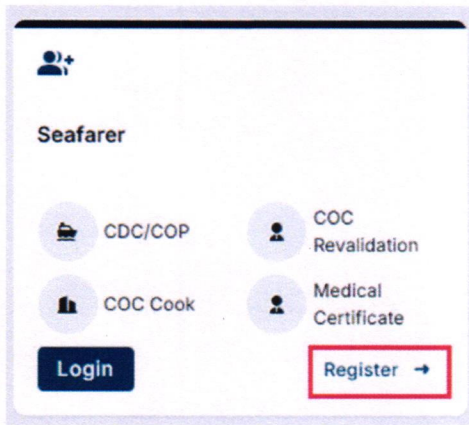
Process Flow for Updating Seafarer Profile.

All seafarers are requested to complete their registration on the new e-Samudra Portal by following the step-by-step instructions provided below:

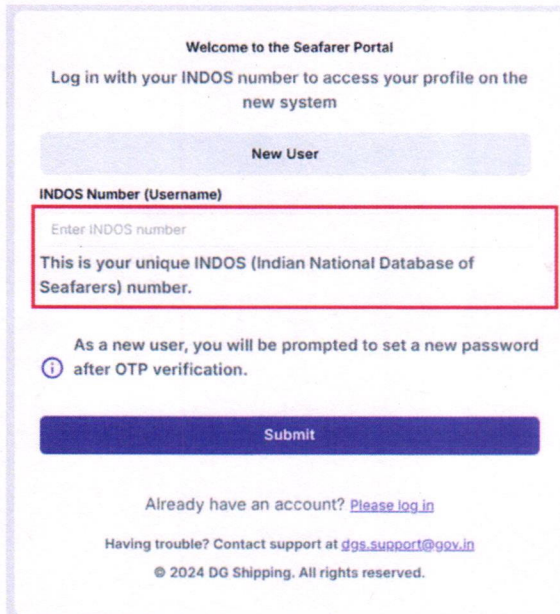
Steps for Seafarer Registration and Login on e-Samudra

A. Registration Process

1. Visit the DG Shipping e-Samudra portal: <https://esamudra.dgshipping.gov.in>
2. On the homepage, navigate to the **Seafarer** section.
3. Click on the “**Register**” button to begin the registration process.



4. Enter your **INDOS Number** (this will be your username for login).



5. Click on the “Submit” button.
6. After clicking Submit, an OTP (One-Time Password) will be sent to:
 - Your registered mobile number, and
 - Your registered email ID (as per INDOS records).

Mobile OTP Verification

7. Enter the OTP received on your **registered mobile number**.
8. Click on the “Verify OTP” button.
9. Upon successful verification, a confirmation message will be displayed on the screen.

OTP Verification

OTP AUTHENTICATION

Enter the 6 digit OTP sent to your registered mobile number: 9XXXXXXXXX7

Enter the 6 digit OTP sent to your registered email: mXXXXXXXX@gmail.com

Email OTP Verification

10. Open your **registered email inbox** and check for the OTP email.
11. If the email is not found in your Inbox, please check your **Spam/Junk folder**.
12. Enter the OTP received on your **registered email ID**.
13. Click on the “Verify OTP” button.
14. Upon successful verification, a confirmation message will be displayed.

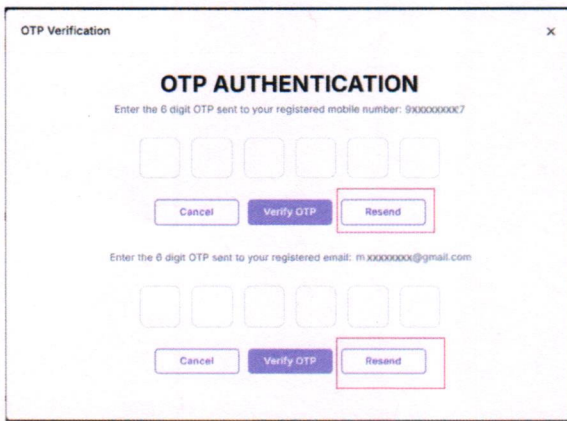
OTP Verification

OTP AUTHENTICATION

Enter the 6 digit OTP sent to your registered mobile number: 9XXXXXXXXX7

Enter the 6 digit OTP sent to your registered email: mXXXXXXXX@gmail.com

15. If OTP verification fails or you do not receive the OTP, click on the “**Resend OTP**” option and repeat the above steps.

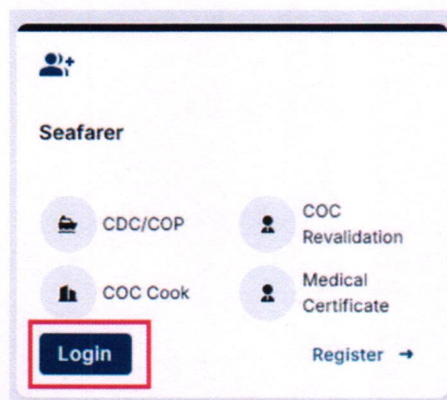


Profile Verification and Password Creation

16. After successful OTP verification (both mobile and email), a **Personal Details Verification Form** will be displayed.
17. Verify the pre-filled personal details carefully.
18. Scroll down to the password section and:
- Enter your **Password**
 - Re-enter the same password in the **Confirm Password** field
19. Enter the **Captcha** digits displayed on the screen.
20. Click on the “**Verify**” button.
21. Upon successful verification, your **registration will be completed**.
22. A **successful registration message** will be displayed on the screen.

B. Login Process

1. After successful registration, you can log in using either of the following options:
- Click on the “**Login**” button available on the success message screen,
 - OR**
 - Visit the portal homepage, go to the **Seafarer** section, and click on “**Login.**”



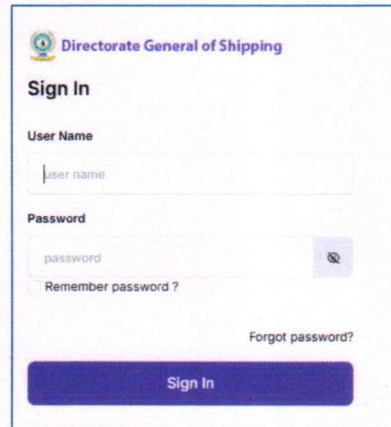
2. On the login page, enter the following credentials:
 - o **Username:** INDOS Number
 - o **Password:** Password created during registration
3. Click on the “**Sign In**” button.
4. Upon successful login, you will be redirected to your **Seafarer Dashboard/Profile**.

Directorate General of Shipping

Sign In

User Name

Password

 
 Remember password?
[Forgot password?](#)

Sign In

For any queries related to login or technical assistance, users may contact:
dgs.support@gov.in

Note:- The Password created during the registration process are exclusively valid for accessing the **new eSamudra portal** and must be used for all future access to the Seafarer services on the new eSamudra platform.
