



भारत सरकार

GOVERNMENT OF INDIA

पत्तन, पोत परिवहन और जलमार्ग मंत्रालय

MINISTRY OF PORTS SHIPPING AND WATERWAYS

नौवहन महानिदेशालय

DIRECTORATE GENERAL OF SHIPPING

**PORT STATE CONTROL
&
FLAG STATE INSPECTION**

ANNUAL REPORT

2022

Published by:
The Directorate General of Shipping,
9th Floor, Beta Building,
i-Think Techno Campus,
Kanjurmarg (East),
Mumbai- 400042



**Directorate General of Shipping
(Indian Maritime Administration)**


This work is copyright. It may be reproduced in whole or part subject to the inclusion of an acknowledgment of the source, but not for commercial usage or sale.

Further information may be obtained from:
Port State Control Cell,
Directorate General of Shipping
9th Floor, Beta Building,
i-Think Techno Campus,
Kanjurmarg (East),
Mumbai - 400 042 (India)

Tel. No.: 91-22-25752040/41/42/43/45
Fax. No.: 91-22-25752029/35
Email: dgship-dgs@nic.in; psc-dgs@nic.in

This report is available on The Directorate General of Shipping website: www.dgshipping.gov.in

IOMOU detention data is available on Indian Ocean Memorandum of Understanding (IOMOU)
on Port State Control website: www.iomou.nic.in



Message from The Director General of Shipping



Endowed with a coastline of more than 7500 kms, the peninsular subcontinent of India is ordained to be a maritime nation. In its journey towards modernity and progress the Maritime sector of India has played a pivotal role since time immemorial. With the expansion of trade across the oceans and the international character of this sector, Rules and Regulations to ensure safe, environmentally sound and efficient shipping are of paramount importance. India is bound by its treaty obligations to play the role of a leading responsible Maritime Nation whether as a Flag State, Port State or Coastal state.

In this endeavor to ensure safe, environmentally sound and efficient shipping, the Directorate General of Shipping as the Maritime Administration for Shipping activities in India plays the role of enabler, facilitator and regulator to all shipping activities. The Maritime India Vision, 2030 is the guiding principle through which the Directorate General of Shipping envisages its future strategy and directions to align with the IMO's Strategic Directions and the United Nation's Sustainable Development Goals and India's Global commitments.

Calendar year 2022 saw the slow resumption towards normalcy after the disruptive COVID years of 2020 and 2021. The Directorate General of Shipping has tried to ensure that its obligations as a Flag state and Port State towards implementation of IMO instruments is fulfilled completely. There has been a gradual increase of Port State Control Inspections from the previous year and is expected to reach pre COVID levels in 2023.

The Directorate is embarking on an ambitious programme of Digitalisation, IT enabled processes, data collection and data analysis to further enhance its capabilities towards ensuring that that ships under the Indian Flag maintain high standards of compliance with International Instruments and National Laws. In line with its international obligations as a Port State and as a founding member of the Regional Indian Ocean Memorandum of Understanding (IOMOU) the Directorate understands its role and responsibilities in the Indian Ocean region and envisages enhanced Port State Inspections of vessels coming to Indian Ports not only to protect India's Ports, strategic maritime assets, waterways and sensitive Marine ecosystems from catastrophic incidents and to eradicate sub-standard shipping operating on India's coastline but also to play the leading role as befitting its stature towards protecting the coastline and waters of the entire Indian Ocean region from the scourge of Maritime pollution.



The purpose of publishing this annual report will not be accomplished unless the stakeholders examine and analyze the information provided within the report and demonstrate a strong commitment to aim for and attain continual improvement in their safety management procedures. I hope that this report which include analysis of collated data from the various inspections carried out on Indian Flag Vessels in India and abroad and Inspections of Foreign Flag vessels in India is able to contribute towards our common goal of safe, secure and sustainable shipping.

I congratulate the team of Officers and staff of the Directorate for publishing this Annual PSC/FSI Report 2022.

Shri Shyam Jagannathan, IAS
Director General of Shipping cum
Additional Secretary to The Govt. of India



Foreword by The Chief Surveyor

Esteemed maritime colleagues and stakeholders,
I am pleased to present to you the Annual Port State Control (PSC) and Flag State Implementation (FSI) Report for the year 2022, a comprehensive analysis that sheds light on the maritime industry's performance in the face of unprecedented challenges. I believe, this report will serve as a testament to the resilience and adaptability that our industry has displayed during the ongoing recovery from the global pandemic.



The year 2022 marked another significant chapter in the maritime world, as we continued to navigate the multifaceted implications of the Covid-19 pandemic. The challenges faced by the shipping sector have been profound, testing our collective ability to ensure the safety of seafarers, vessels, and the marine environment while maintaining the uninterrupted flow of global trade. It is heartening to observe that the industry not only endured these trials but emerged stronger, with renewed commitment and innovative strategies.

This 'Annual Report 2022' encapsulates the outcomes of PSC and FSI inspections conducted on Indian ships globally, as well as PSC inspections on foreign-flagged vessels visiting Indian ports. This report is more than just a compilation of statistics; it is a reflection of the concerted efforts and dedication of various stakeholders- ship-owners, seafarers, classification societies, flag administrations, and port state authorities. It provides a comprehensive analysis of the inspection outcomes, deficiencies identified, and regulatory trends observed throughout the year. The data and insights presented herein are indispensable for shaping our future strategies, bolstering safety measures, and fostering continuous improvement across all facets of maritime operations.

In the year 2022, India conducted a total of 73 PSC inspections on foreign vessels visiting Indian ports. These inspections revealed 572 deficiencies across the fleet, averaging at 7.83 deficiencies per ship. While 14 ships exhibited no deficiencies, 18 detentions were made, translating to a detention rate of 24.65%. In parallel, 548 initial FSI inspections were performed on Indian-flagged vessels, with 4557 deficiencies identified—a mean of 8.45 deficiencies per vessel. Regrettably, 26 vessels faced detention, marking a high detention rate of 11.57%.

Noteworthy is the global upswing in PSC inspections during 2022, following a lull induced by the Covid pandemic in preceding years. India's fleet underwent 114 inspections across 10 PSC regimes worldwide, yielding just 1 detention, a detention rate of 0.87%, down from 2.63% in 2021. A mere 1.4 deficiencies were identified per vessel, with an encouraging 64.40% of vessels inspected recording no deficiencies.



In the wake of the pandemic, our approach to maritime safety and security has evolved, necessitating a re-evaluation of existing protocols and the introduction of new practices. As the Chief Surveyor with the Govt of India, I am heartened by the industry's willingness to adapt, innovate, and implement measures that not only ensure compliance but also elevate the overall standard of maritime operations. The proactive engagement of stakeholders in the pursuit of maritime excellence is indeed commendable.

I extend my gratitude to the dedicated professionals from the Directorate who have contributed to the preparation of this report. Their meticulous analysis and insights offer invaluable guidance to both decision-makers and practitioners as we collectively navigate the complexities of a rapidly changing world.

As we move forward, let us be inspired by the lessons learned from the challenges faced. Let this report serve as a reminder of our shared responsibility to prioritize safety, environmental stewardship, and the well-being of seafarers. Together, we can chart a course toward a more resilient, efficient, and sustainable maritime industry.

Thank you for your unwavering commitment to maritime safety and excellence.


Shri Ajithkumar Sukumaran

Chief Surveyor cum
Addl. Director General (Technical)
with The Govt. of India



Keywords

- **Average Deficiency Index:** It is the ratio of total number of deficiencies of all ships to the total number of inspections of all ships in that category.
- **Detention Rate:** It is the percentage of the total number of detained vessels to the total number of inspections of all ships in that category.
- **Nil Deficiency Rate:** It is the percentage of the total number of inspected vessels with nil deficiency to the total number of inspections of all ships in that category.



Sr. No.	Section	Pg. No.	
	Topic	Reference	
1	Port State Control (PSC) in India		
	Trend Analysis of Port State Inspection Statistics		
	Number of PSC Inspections in last 4 years	Figure 1	15
	Comparison of PSC Inspections by district	Figure 1A	15
	Number of PSC Inspections by Kolkata District	Figure 2A	16
	Number of PSC Inspections by Mumbai District	Figure 2B	16
	Number of PSC Inspections by Chennai District	Figure 2C	16
	Number of PSC Inspections by Kochi District	Figure 2D	16
	Number of PSC Inspections by Kandla District	Figure 2E	16
	Overall PSC Performance Trends	Table 1	17
	Number of PSC Detentions	Figure 3	17
	Detention Rate	Figure 4	17
	Performance parameter: Avg. deficiencies/ship	Figure 5A	17
	Performance parameter: Nil Deficiency index	Figure 5B	17
	Trend analysis of Performance parameter : Ship-type		
	Comparison of Detentions to Inspections: Bulk Carriers	Figure 6A	18
	Comparison of Detentions to Inspections : Chemical Tankers	Figure 6B	18
	Comparison of Detentions to Inspections: Oil Tankers	Figure 6C	18
	Comparison of Detentions to Inspections: MODU / FPSO	Figure 6D	18
	Comparison of Detentions to Inspections : Container Vessels	Figure 6E	19
	Comparison of Detentions to Inspections : General Cargo/Multi-purpose vessels	Figure 6F	19
	Comparison of Detentions to Inspections : Offshore service vessel	Figure 6G	19
	Comparison of Detentions to Inspections: Oil Chemical Product Tanker	Figure 6H	19
	Trend analysis of Performance parameter : Age		
	Performance Parameters : Age category 0-12 Years	Table 2A	20
	Performance Parameters : Age category 13-20 Years	Table 2B	20
	Performance Parameters : Age category over 20 Years	Table 2C	21
	Trends Analysis of Age based Performance parameters		
	Percentage of vessels inspected: Age less than 12 years	Figure 7A	21
	No. of detentions: Age less than 12 years	Figure 7B	21
	Percentage of vessels inspected: Age 13-20 years	Figure 7C	21
	No. of detentions: Age 13-20 years	Figure 7D	21
	Percentage of vessels inspected:	Figure 7E	22



	Age over 20 years		
	No. of detentions: Age over 20 years	Figure 7F	22
	Performance parameter: Nil-deficiency index	Figure 7G	22
	Trend Analysis of Performance of Classification Societies		
	Performance: Recognized Organizations	Table 3A	23
	Performance: Recognized Organizations based on IACS Membership	Table 3B	23
	Performance parameters of RO with IACS Membership	Figure 8A	24
	Performance parameters of RO with non-IACS Members	Figure 8B	24
	Performance parameters of Inspected ships with ABS as RO	Figure 8C	25
	Performance parameters of Inspected ships with BV As RO	Figure 8D	25
	Performance parameters of Inspected ships with IRS as RO	Figure 8E	25
	Performance parameters of Inspected ships with KRS as RO	Figure 8F	26
	Performance parameters of Inspected ships with DNV as RO	Figure 8G	26
	Performance parameters of Inspected ships with LR as RO	Figure 8H	26
	Performance parameters of Inspected ships with NK as RO	Figure 8I	27
	Performance parameters of Inspected ships with RINA as RO	Figure 8J	27
	Performance of Flag State		28
	List of ships detained under PSC		29
	Flag State Inspection of Indian Ships		30
	FSI Statistics for 2022		
	Percentage of GI carried out by RO's abroad	Figure 10	32
	Distribution of Flag State Inspections across regions	Figure 11	32
	Flag State Inspections and Detentions		
	Comparison of Flag State Inspections and Detentions	Figure 12A	33
	Detention Rate in Flag State Inspections	Figure 12B	33
	Flag State Inspection Performance based on	Table 4	34




	Ship Type		
	Comparison of Flag State Inspections and Detentions of Bulk Carriers	Figure 13A	34
	Comparison of Detention rate of Bulk Carriers	Figure 13B	34
	Comparison of Flag State Inspections and Detentions of Oil Tankers	Figure 13C	35
	Comparison of Detention rate of Oil Tankers	Figure 13D	35
	Comparison of Flag State Inspections and Detentions of Tug boats/Pilot launch	Figure 13E	36
	Comparison of Detentions rate of Tug boats/Pilot launch	Figure 13F	36
	Comparison of Flag State Inspections and Detentions of Offshore vessels	Figure 13G	37
	Comparison of Detention rate of Offshore vessels	Figure 13H	37
	GI & FSI Performance of Ships		
	GI Performance based on Ship Type	Table 5	38
	FSI performance of ships		
	- less than 500GT	Table 6A	38
	- between 500 and 3000GT	Table 6B	38
	- more than 3000GT	Table 6C	39
	- less than 5 years of age	Table 7A	39
	- between 5-15 years of age	Table 7B	39
	- between 15-25 years of age	Table 7C	40
	- more than 25 years of age	Table 7D	40
	FSI Performance of Organizations		
	- of Recognized Organization	Table 8	41
	- of Shipping Companies	Table 9	41-45
	Trend Analysis of Performance parameters: Inspections		
	Performance parameters for IRS	Figure 14A	46
	Performance parameters for ABS	Figure 14B	46
	Performance parameters for BV	Figure 14C	46
	Performance parameters for DNV	Figure 14D	47
	Performance parameters for LR	Figure 14E	47
	Performance parameters for NK	Figure 14F	48
	Performance parameters for KRS	Figure 14G	48
	Trend analysis of Flag State Inspection Statistics		
	Distribution of Deficiencies across Deficiency Codes	Table 10	49-55
	Areas with more than 2% deficiencies	Figure 15	56
	List of ships detained under FSI for 2022	Table 11	57-58



3	Port State Control (PSC) of Indian Flag Ships in Foreign Ports		59
	Detention and Detention Trends of Indian Ships		
	Distribution of inspections of Indian vessels under PSC	Figure 16	62
	Detention of Indian Ships under PSC	Figure 17A	62
	Detention of Indian Flag Vessels inspected in Tokyo MoU	Figure 17B	63
	Detention of Indian Flag Vessels inspected in Paris MoU	Figure 17C	63
	Detention of Indian Flag Vessels inspected in Riyadh MoU	Figure 17D	64
	Detention of Indian Flag Vessels inspected in USCG	Figure 17E	64
	Detention of Indian Flag Vessels inspected in IOMOU	Figure 17F	65
	Detention of Indian Flag in Other Regional PSC Regimes	Figure 17G	65
	Performance of Indian Flag Vessels inspected under various PSC Regimes	Table 12	66
	Performance of Indian Ships : Age based		
	- Performance of Indian Vessels	Table 13A	66
	- Performance of Bulk Carriers	Table 13B	66
	- Performance of Gas Carriers	Table 13C	67
	- Performance of Other Type Vessels	Table 13D	67
	- Performance of Oil Tankers	Table 13E	67
	- Performance of General Cargo Vessels	Table 13F	67
	- Performance of Container Vessels	Table 13G	67
	- Performance of Offshore Service Vessel	Table 13H	68
	Performance and Performance Trends of Recognized Organizations		
	Performance of Recognized Organizations	Table 14	68
	Detention trend of Recognized Organizations	Figure 18	68
	Performance of Indian Shipping Companies	Table 15	69
	List of Detainable deficiencies observed during the Port State Control Inspection of Indian Flag Ships		
	Description of Detainable deficiencies by Category		70
	List of ships detained under Port State Control for 2022	Table 16	70
	Annual Report - 2022		71



Port State Control (PSC) in India



Trend analysis of Port State Inspection Statistics

India is a member of Indian Ocean Memorandum of Understanding (IOMOU) on Port State control along with nineteen other members and one observer state. The ultimate goal of IOMOU is to identify and eliminate substandard ships from the region.

To achieve the above objectives, Indian law under various sections of the Merchant Shipping Act, 1958 gives power to Indian Port State surveyors to inspect foreign ships when in Indian ports for compliance to various applicable International Conventions.

Section 342 of Merchant Shipping Act, 1958 gives powers to detain a substandard ship and Section 334 states that “A ship is ‘unseaworthy’ within the meaning of this Act when the materials of which she is made, her construction, qualifications of the master, the number, description and qualifications of the crew including officers, the weight, description and stowage of the cargo and ballast, the condition of her hull and equipment, boilers and machinery are not such as to render her in every aspect fit for the proposed voyage or service”.

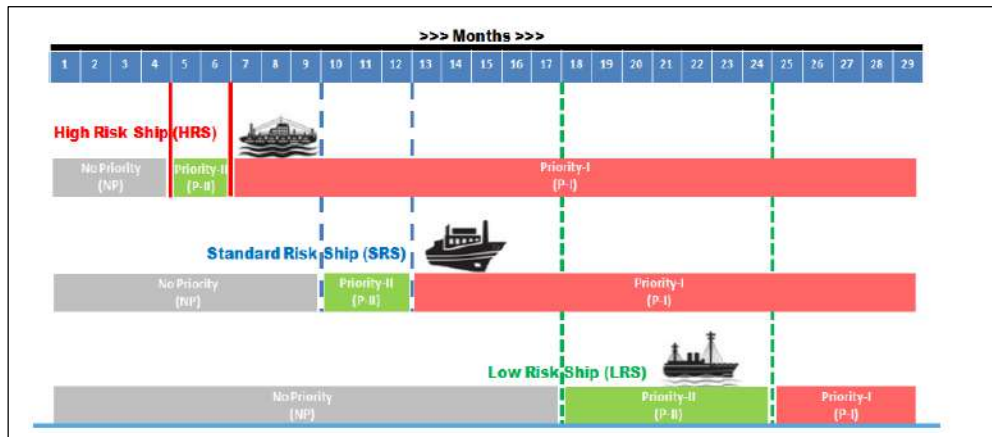
India has been carrying out its commitment to identify and eliminate substandard shipping year on year and has been publishing the results of Port State inspections annually. In the calendar year 2022, India conducted 73 initial inspections.

The Concentrated Inspection Campaign (CIC) on STCW was carried out in the Indian Ocean MOU region between 1 September 2022 and 30 November 2022.

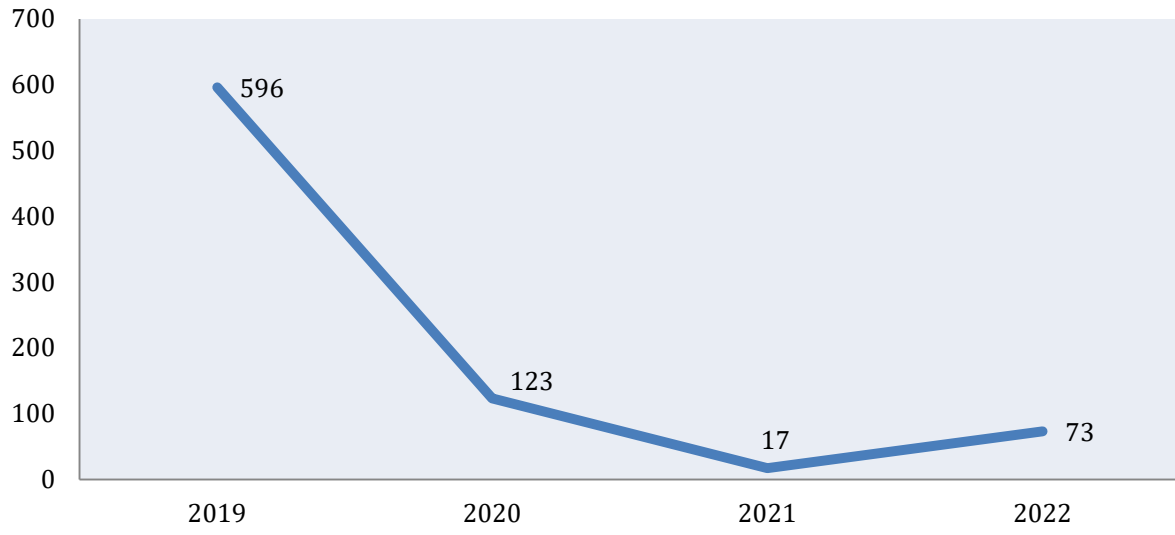
Though these inspections were conducted on various types of vessels, majority were conducted on Bulk Carriers, that is, about 43.84 % of the total number of initial inspections. More than 72 % of all vessels inspected were less than 20 years of age. There were a total of 572 deficiencies identified during these 73 initial inspections constituting an average of 7.83 deficiencies per ship. Fourteen ships were found without any deficiencies.

There were a total of 18 detentions constituting a detention rate of 24.65 %. During the period 7 nos of Oil Tankers were inspected and all the 7 vessels were detained, 4 Nos. of Offshore Service Vessels were inspected and all the 4 vessels were detained which constitute a detention rate of 100% in the Oil Tanker and Offshore Service Vessel Categories.

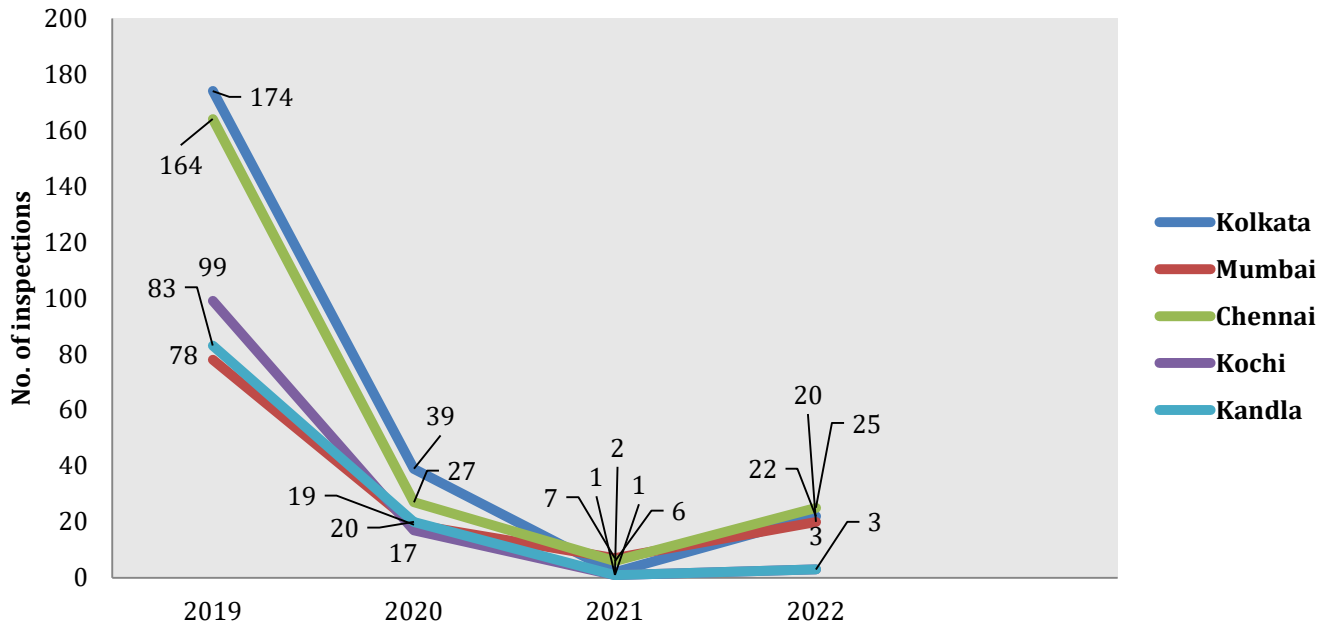
Vessels are targeted in Port State Control Inspections based on the Ship’s Risk Profile based parameters such as Type of Ship, Age of Ship, Flag State Performance, Recognized Organization Performance etc. and accordingly Priority-I or Priority-II or No Priority is assigned based on which the PSCO can scientifically target vessels as indicated in the graphical representation below.

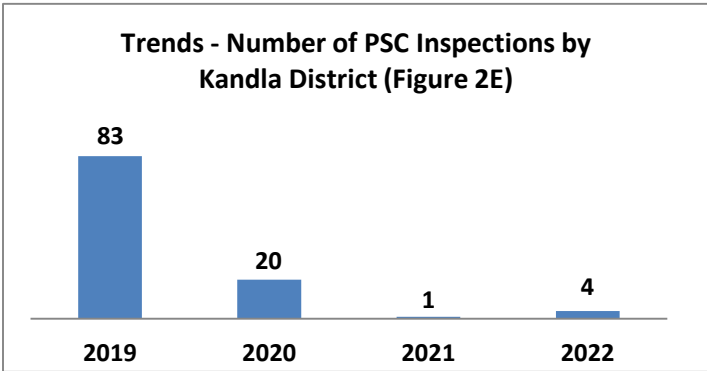
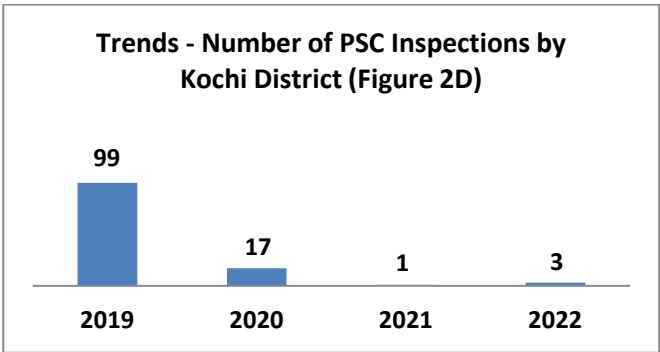
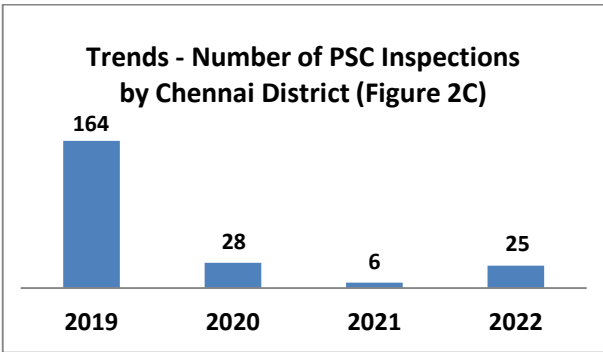
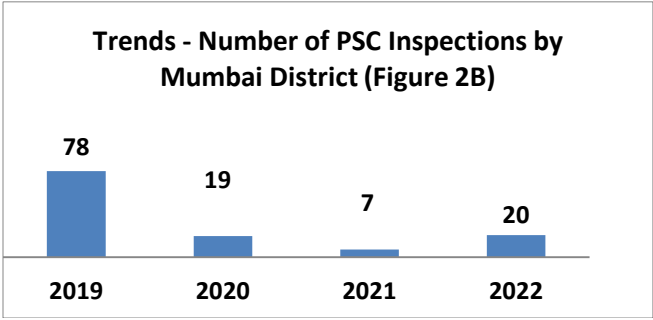
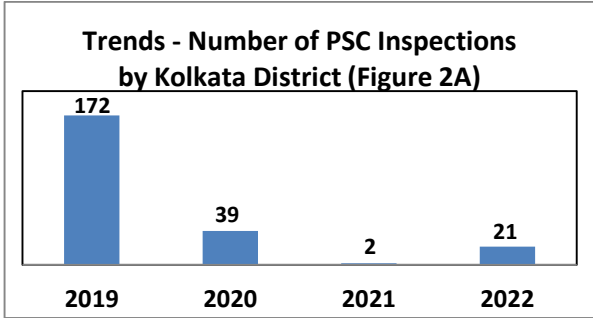


**Trends - Total Number of PSC Inspections from 2019-2022
(Figure 1)**



**Trends - Comparison of PSC Inspections by district
Figure 1A**



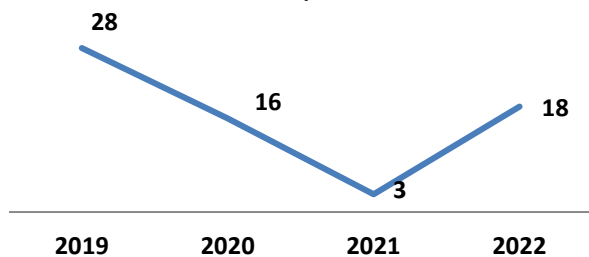


Overall PSC Performance Trends

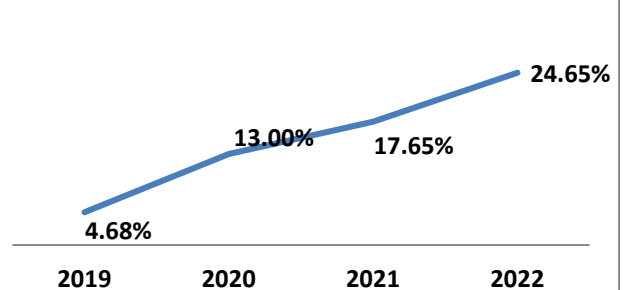
Table 1: PSC Performance

Ship Type	Number of Inspections	Number of Detentions	Avg. Deficiency Index	Nil-Deficiency Rate
Bulk Carrier	32	4	5.03	28.12
Chemical Tanker	1	1	26.00	0.00
Container Ship	9	1	5.77	11.11
General Cargo/ Multi-Purpose Ship	16	1	4.00	25.00
MODU or FPSO	1	0	3.00	0
Offshore Service Vessel	4	4	10.75	0
Oil Tanker	7	7	30.14	0
Oil-Chemical Product Tanker (OILCHEM)	3	0	4.00	0
Total	73	18	7.83	19.18

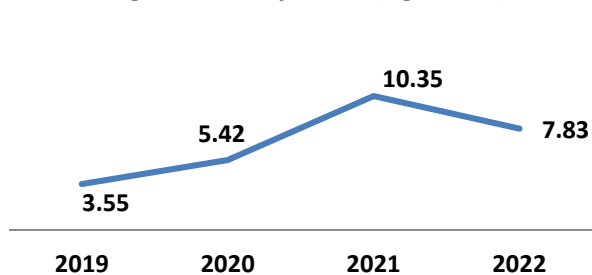
Trends - Number of PSC Detentions (Figure 3)



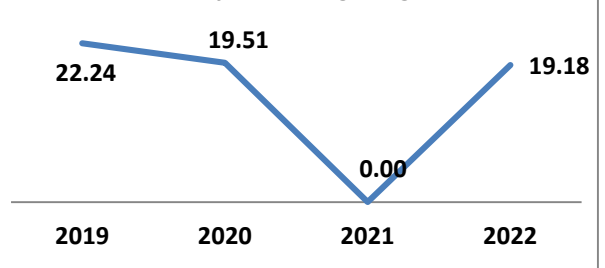
Trends - Detention Rate (Figure 4)



**Trends - Performance parameter:
Avg. Deficiency Index (Figure 5A)**

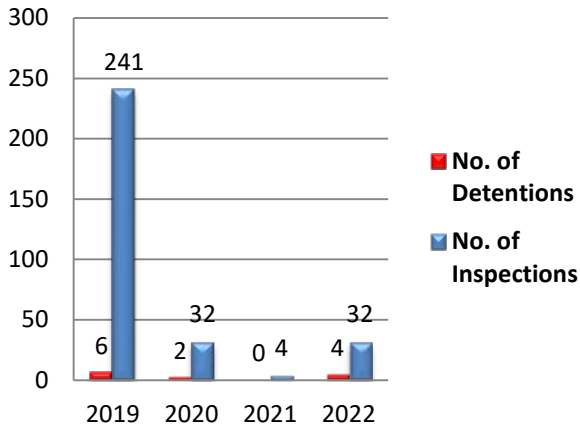


**Trends - Performance parameter:
Nil Deficiency Percentage (Figure 5B)**

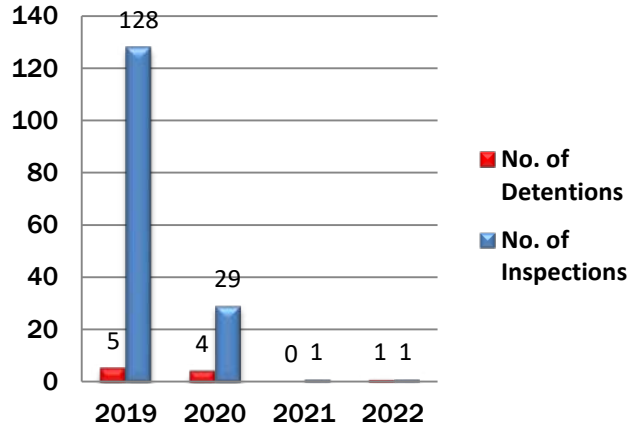


Trend analysis of Performance parameter: Ship type

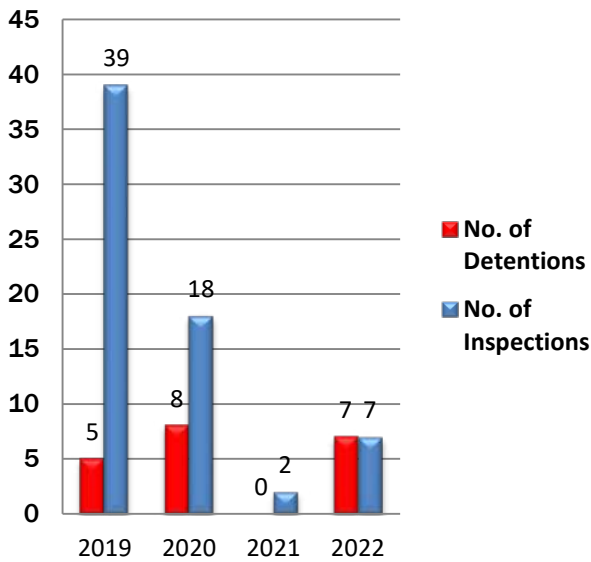
Trends - Comparison of Detentions to Inspections : Bulk Carriers (Figure 6A)



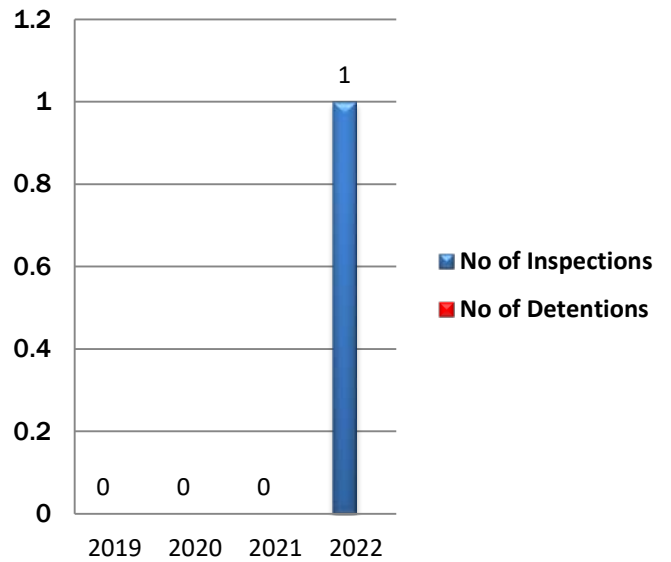
Trends - Comparison of Detentions to Inspections : Chemical Tankers (Figure 6B)



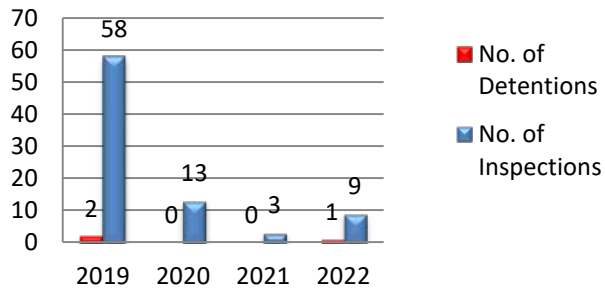
Trends - Comparison of Detentions to Inspections : Oil Tankers (Figure 6C)



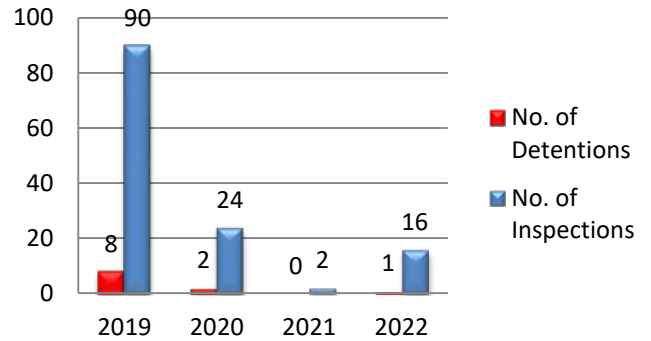
Trends - Comparison of Detentions to Inspections : MODU or FPSO(Figure 6D)



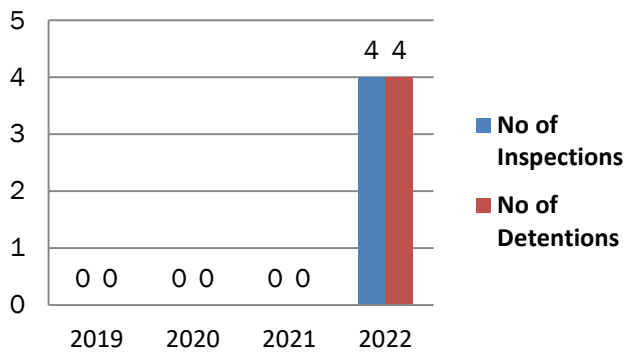
Trends - Comparison of Detentions to Inspections : Container Vessels (Figure 6E)



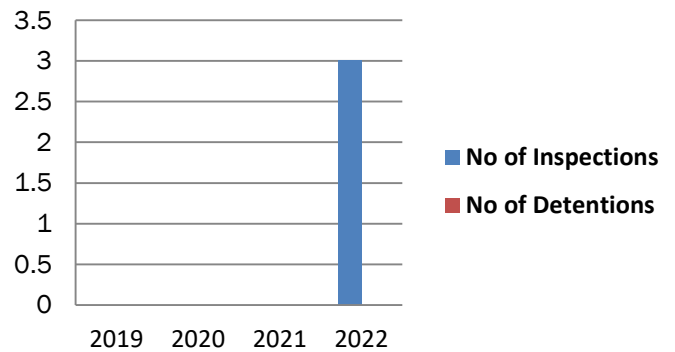
Trends - Comparison of Detentions to Inspections : General Cargo/Multi-purpose vessels (Figure 6F)



Trends - comparison of Detentions to Inspections : Offshore Service Vessel (Figure 6G)



Trends - comparison of Detentions to Inspections : Oil Chemical Product tanker (Figure 6H)



Trend Analysis of Performance parameter: Age

**Table 2A: Performance Parameters of various ship types
(Age category 0 – 12 Years)**

Type of vessel	Number of Inspections	Number of Detentions	Avg. Deficiency Index	Nil-Deficiency Rate
Bulk Carrier	9	1	2.44	55.55
Chemical Tanker	0	0	-	-
Container Ship	1	0	3	-
General Cargo/ Multi-Purpose Ship	1	0	0	100
MODU or FPSO	1	0	3	-
Offshore Service Vessel	1	1	11	-
Oil Tanker	1	1	18	-
Oil tanker/Chemical tanker (OILCHEM)	0	0	-	-
All Types	14	3	4.07	42.85

**Table 2B: Performance Parameters of various ship types
(Age category 13 – 20 Years)**

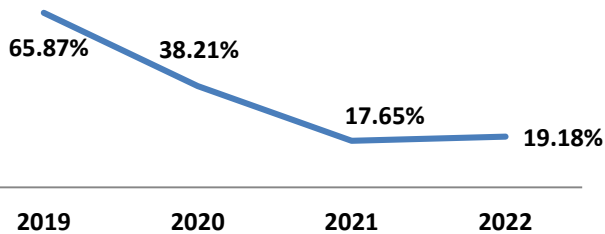
Type of vessel	Number of Inspections	Number of Detentions	Avg. Deficiency Index	Nil-Deficiency Rate
Bulk Carrier	16	1	4.75	25
Chemical Tanker	1	1	26	-
Container Ship	6	0	3.16	16.66
General Cargo/ Multi-Purpose Ship	7	1	3.71	28.57
MODU or FPSO	0	0	0	-
Offshore Service Vessel	3	3	10.6	-
Oil Tanker	4	4	31.5	-
Oil tanker/Chemical tanker (OILCHEM)	2	0	2	-
All Types	39	10	7.92	17.94



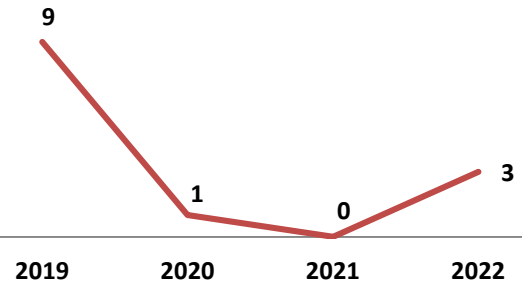
**Table 2C: Performance Parameters of various ship types
(Age category: over 20 Years)**

Type of vessel	Number of Inspection	Number of Detentions	Avg. Deficiency Index	Nil-Deficiency Rate
Bulk Carrier	7	2	9	-
Chemical Tanker	0	0	15	-
Container Ship	2	1	-	-
General Cargo/ Multi-Purpose Ship	8	0	4.75	12.5
MODU or FPSO	0	0	-	-
Offshore Service Vessel	0	0	-	-
Oil Tanker	2	2	33.5	-
Oil tanker/Chemical tanker (OILCHEM)	1	0	8	-
All Types	20	5	10.3	5

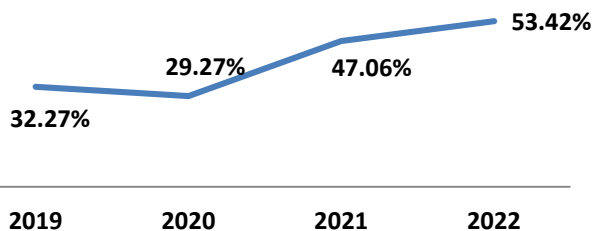
**Trends - Percentage of vessels inspected:
Age 0-12 years (Figure 7A)**



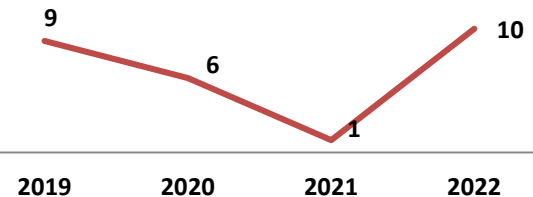
**Trends - No. of detentions:
Age 0- 12 years (Figure 7B)**



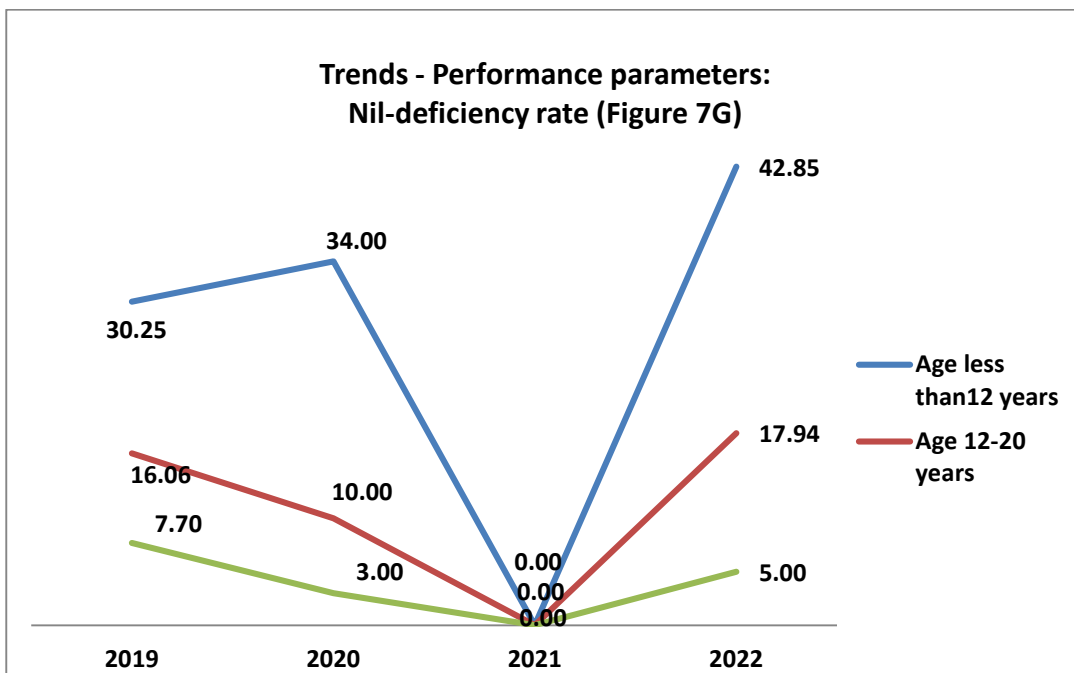
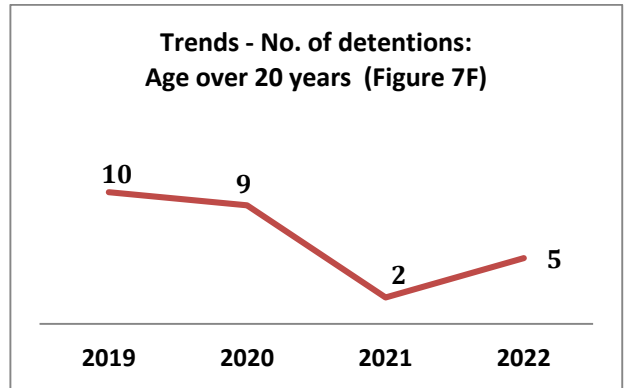
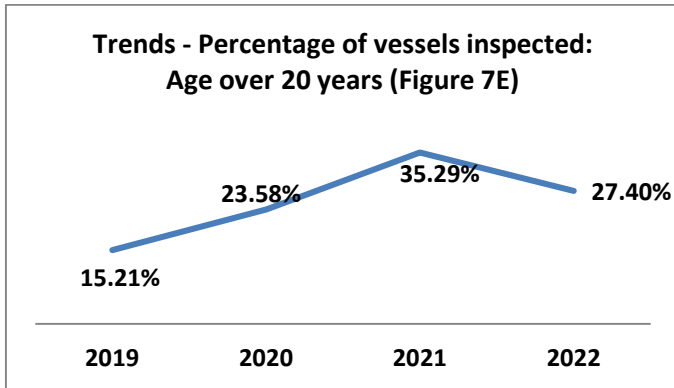
**Trends - Percentage of vessels inspected:
Age 13-20 years (Figure 7C)**



**Trends - No. of detentions:
Age 13-20 years (Figure 7D)**



Trends Analysis of Age based Performance parameters



Trends Analysis of RO based Performance parameters

Table 3A: Performance: Recognized Organizations

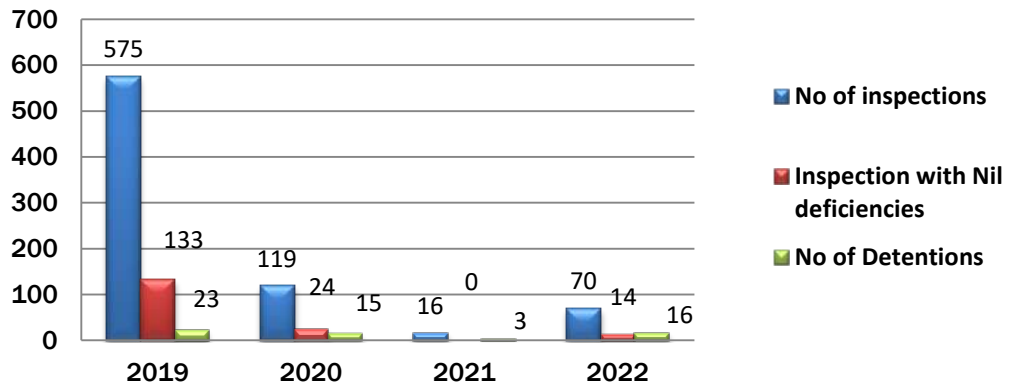
Recognized Organization	Number of Inspections	Number of Detentions	Avg. Deficiency Index	Nil Deficiency Rate
ABS	4	3	9	25
ACS	1	1	24	0
BV	12	4	9.83	16.67
CCS	2	0	1.5	50
DNV	8	2	10.75	12.5
IRS	2	0	4.5	0
KRS	6	2	14.66	16.67
LR	8	0	2.625	37.5
NK	18	3	6.66	16.67
PRS	3	0	4.33	33.33
RINA	7	2	5.71	14.29
VR	2	1	7	0
TOTAL	73	18	7.83	19.18

Table 3B: Performance: Recognized Organizations based on IACS Membership

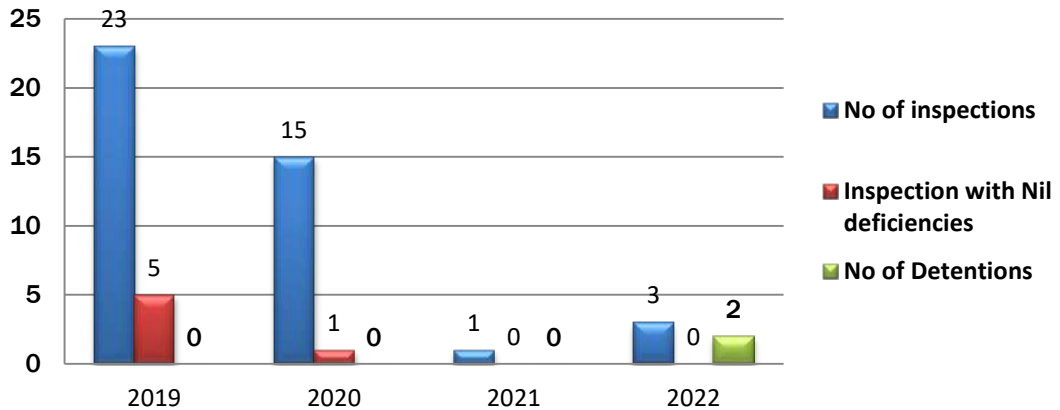
Recognized Organization	Number of Inspections	Number of Detentions	Avg. Deficiency Index	Nil-Deficiency Rate
IACS Members	70	16	7.62	20.00
Non-IACS Members	3	2	12.67	0
All Types	73	18	7.83	19.18



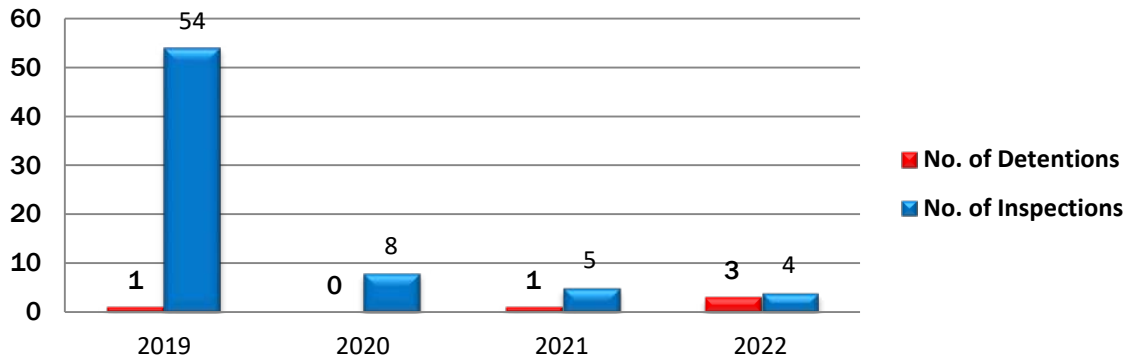
**Trends - Performance parameters of RO with IACS Membership
(Figure 8A)**



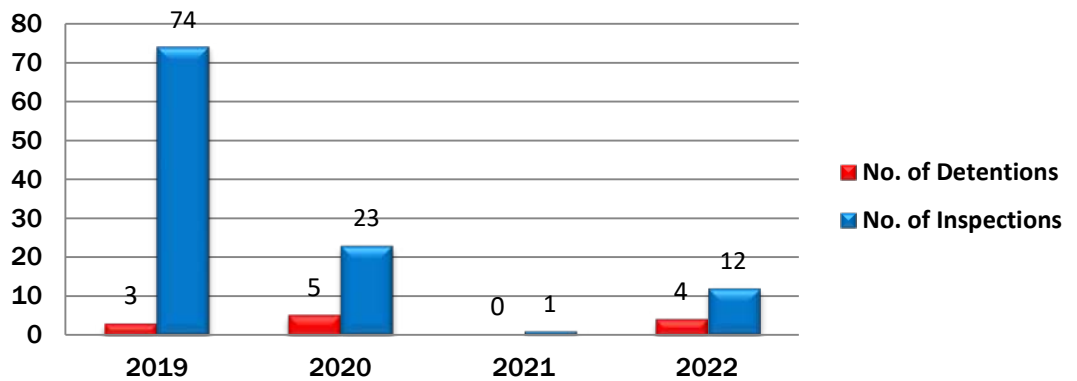
**Trends - Performance parameters of RO with non-IACS Membership
(Figure 8B)**



Trends - Performance parameters of Inspected ships with ABS as RO (Figure 8C)



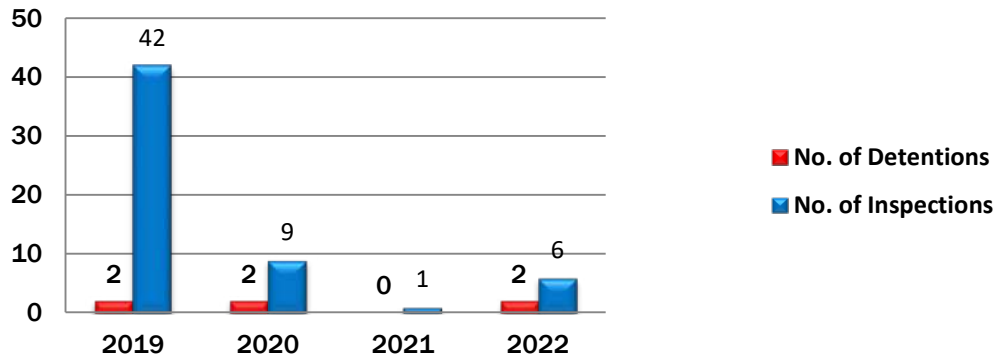
Trends - Performance parameters of Inspected ships with BV as RO (Figure 8D)



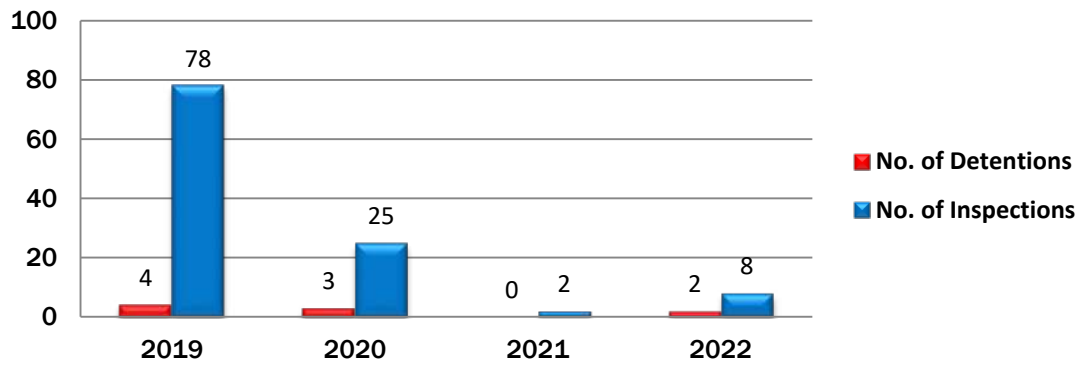
Trends - Performance parameters of Inspected ships with IRS as RO (Figure 8E)



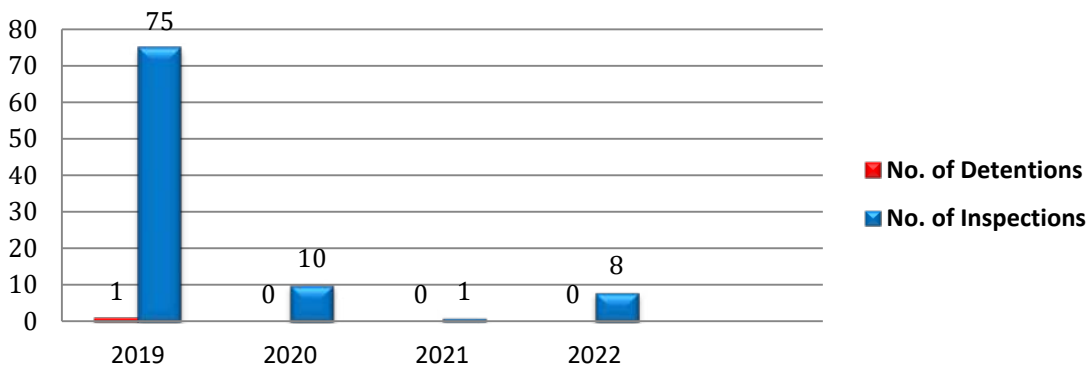
Trends - Performance parameters of Inspected ships with KRS as RO (Figure 8F)



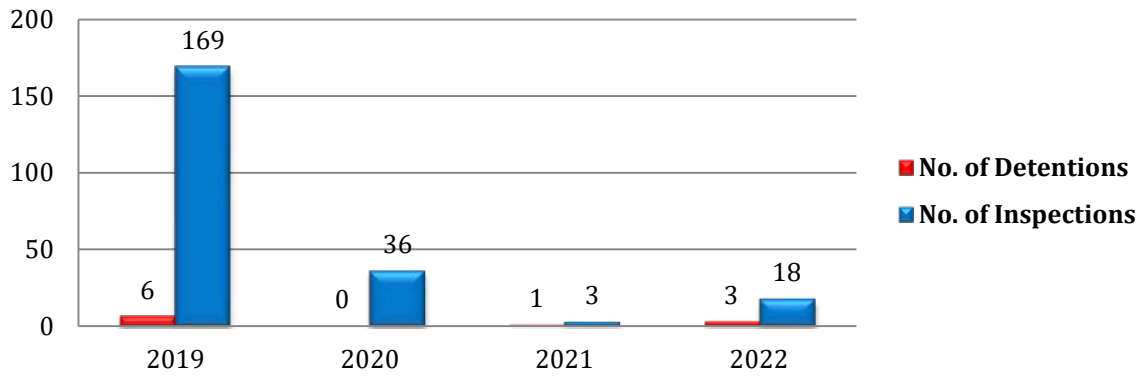
Trends - Performance parameters of Inspected ships with DNV as RO (Figure 8G)



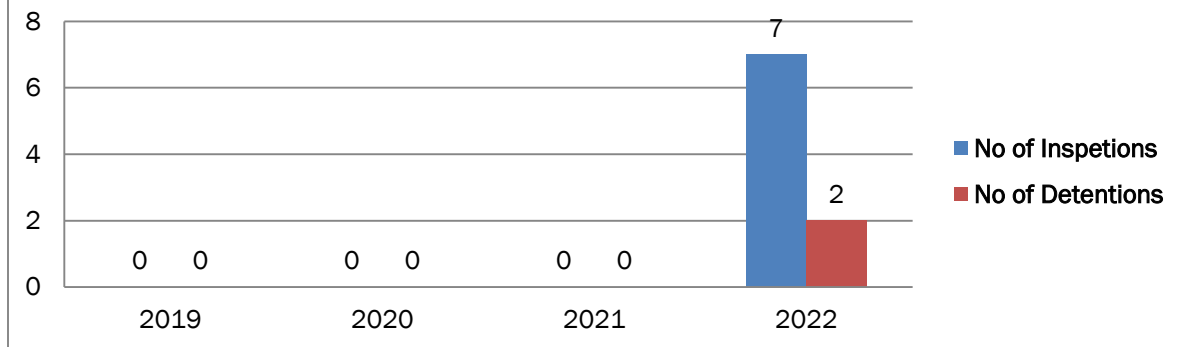
Trends - Performance parameters of Inspected ships with LR as RO (Figure 8H)



Trends - Performance parameters of Inspected ships with NK as RO (Figure 8I)



Trends - Performance parameters of Inspected Ships with RINA as RO (Figure 8J)



Performance of Flag State

Flag	Number of Inspections	Number of Detentions	Avg. Deficiency Index	Nil-Deficiency Rate
Bahamas	4	0	1.5	25
China	1	0	0	1
Cook Islands	5	5	35.4	-
Cyprus	2	0	2	50
Denmark	4	0	3.25	50
Hong Kong, China	2	0	3	-
Iran	1	1	24	-
Kiribati	1	1	14	-
Liberia	7	1	3.71	42.86
Malta	4	0	1	75
Marshall Islands	8	1	5.38	25
Netherlands	2	0	2	50
Niue	1	1	10	-
Palau	1	1	27	-
Panama	17	2	6.53	-
Portugal	1	0	4	-
Qatar	1	1	20	-
Russian Federation	1	0	2	-
Saint Kitts and Nevis	1	1	19	-
Singapore	4	1	5.5	-
Tuvalu	2	1	10	-
Viet Nam	3	1	5.33	-
Total	73	18	7.84	19.18



List of ships detained under PSC in 2022

Sr. No.	Date Of Inspection	IMO No.	Ship Name	Flag	Year Built	Ship Type	Classification Society	Place Of Inspection
1	28.01.2022	9465758	KIAZAND	Iran	2006	bulk carrier	ACS	Mumbai
2	15.02.2022	9355862	REVELATION	Kiribati	2004	offshore service vessel	ABS	Mumbai
3	01.03.2022	9212694	S'HAIL AL KHOR	Qatar	2000	bulk carrier	NK	Chennai
4	02.03.2022	9481673	GCL MAHANADI	Singapore	2011	bulk carrier	ABS	Visakhapatnam
5	15.03.2022	9303637	OCEAN EXPLORER	Panama	2003	offshore service vessel	BV	Mumbai
6	29.03.2022	9578323	CELESTIAL VICTORY	Cook Islands	2008	oil tanker	KRS	Mumbai
7	18.04.2022	9661508	VALLIANZ EMERALD	Tuvalu	2012	offshore service vessel	ABS	Kakinada
8	27.04.2022	9561978	MINH HUY 19	Viet Nam	2008	general cargo/multi-purpose ship	VR	Mumbai
9	08.05.2022	9451501	GLOBAL GENESIS	Cook Islands	2006	oil tanker	DNV	Jawaharlal Nehru (NhavaSheva)
10	14.05.2022	9366653	EVIMERIA	Niue	2006	offshore service vessel	RINA	Kakinada
11	29.07.2022	9124677	GLUON	Saint Kitts and Nevis	1994	container ship	NK	Jawaharlal Nehru (NhavaSheva)
12	20.09.2022	9410131	AVIVA	Marshall Islands	2006	chemical tanker	BV	Jawaharlal Nehru (NhavaSheva)
13	23.09.2022	9159282	BITUMEN STAR	Cook Islands	1996	oil tanker	NK	Mumbai
14	22.10.2022	9166883	HASEEN	Palau	1997	bulk carrier	DNV	Mumbai
15	24.10.2022	9311309	GLOBAL ANGEL	Panama	2002	oil tanker	BV	Mangalore
16	25.10.2022	9044633	R OCEAN	Cook Islands	1990	oil tanker	KRS	Mumbai
17	17.11.2022	9661845	DENISE	Cook Islands	2008	oil tanker	BV	Jawaharlal Nehru (NhavaSheva)
18	06.12.2022	9588976	POLARIS ORBIT	Liberia	2010	oil tanker	RINA	Mumbai



Flag State Inspection (FSI) Of Indian Ships



Article 91 of the United Nations Convention on the Law of the Sea (UNCLOS) states that every State shall fix the conditions for the grant of its nationality to ships, for the registration of ships in its territory, and for the right to fly its flag and there must exist a genuine link between the State and the ship.

Article 94 of UNCLOS requires the state to effectively exercise its jurisdiction over ships flying its flag to ensure safety at sea with regard to the construction, manning, equipment, seaworthiness, labour conditions, training etc.

The Indian Flag has delegated most of the statutory surveys of the cargo vessels under it to Recognized organizations. The Indian Maritime Administration ie. DGS fulfils its treaty obligations under UNCLOS by enforcing and carrying out a Flag State Inspection regime (FSI) on its' vessels. The FSI (FSI) regime implemented in India is based on age, that is, more the age of a vessel - more frequent are the number of

inspections. This regime also serves as a monitoring mechanism for the performance of its' Recognized Organizations.

In 2022, there were 548 initial inspections of Indian flag vessels under the FSI/GI regime out of which 42 inspections were general examinations conducted by Indian RO's on vessels trading on foreign routes.

There were 4557 deficiencies raised in the 506 initial FSI inspections with an average of 8.45 deficiencies per ship.

The 95 Number of Other types of Ship Inspected registered the highest average deficiencies of 12.35 per vessel followed by 33 number General Cargo vessels inspected with an average of 10.03 deficiencies per vessel.

There were 26 vessels detained under FSI in 2022 constituting a highest detention rate of 11.57%. Among all ship types detained, the highest i.e. 11 were Other Types of Ship.

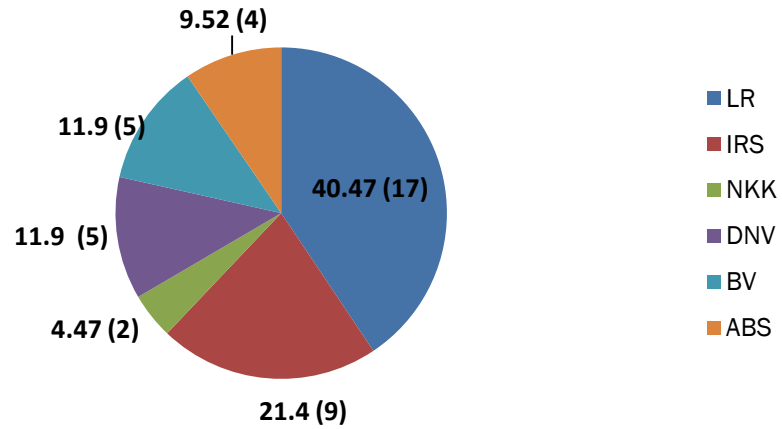
Merchant Shipping Notice 4 of 2017 dated 18.05.2017 provides the frequency of FSI to be carried out on Indian flag vessels as mentioned below.

Schedule for Flag State Inspection		
Sr. No.	Type and Age of Ship	Frequency of Flag State Inspection
1.	Passenger Ship	Every calendar year, after 3 months of Passenger Ship Safety Certificate survey, but before 3 months of the date of expiry of the same.
2.	Cargo Ship (0-5 years of age)	One inspection between 1 - 3 months after the completion of 1st complete Intermediate Statutory surveys.
3.	Cargo Ship (5-15 years of age)	Every year and between 1-3 months after completion of annual/intermediate/renewal statutory survey as the case may be.
4.	Cargo Ship (15 years and above)	Every year and between 1-3 months after completion of annual/intermediate/renewal statutory survey as the case may be.

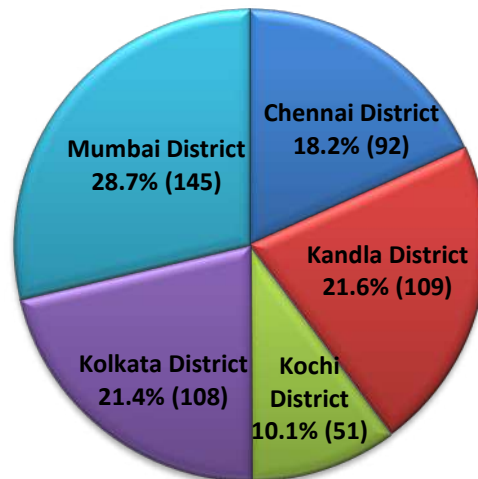


FSI Statistics for 2022

Percentage of G.I carried out by RO's abroad (Figure 10)



Distribution of Flag State Inspections across regions (Figure 11)



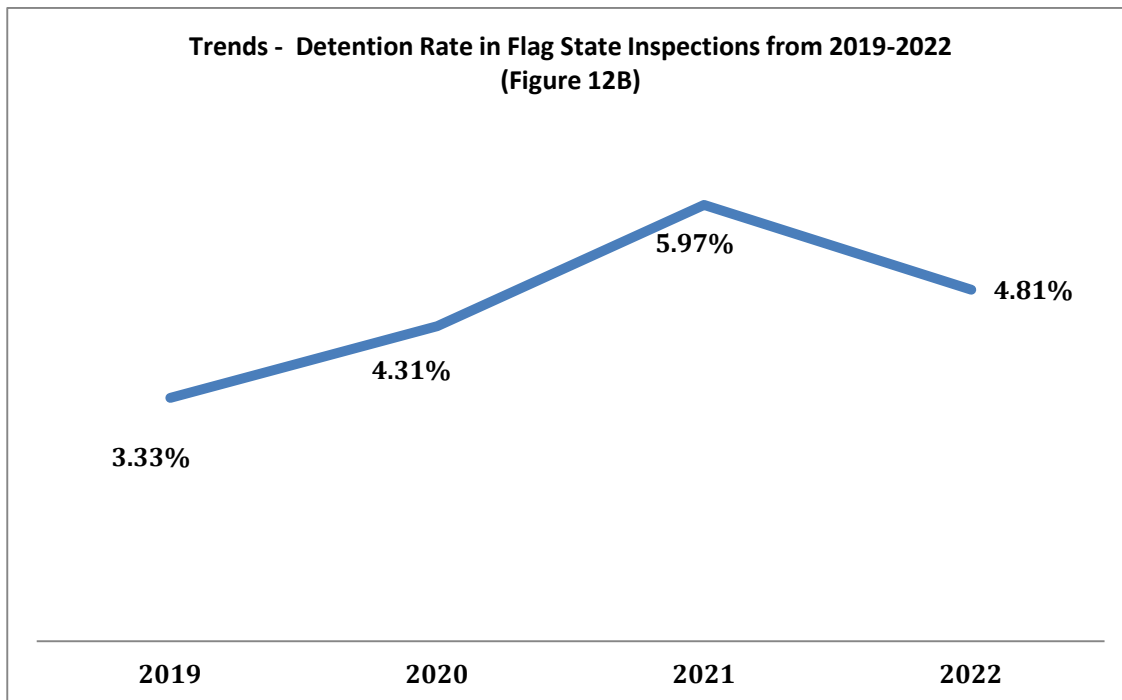
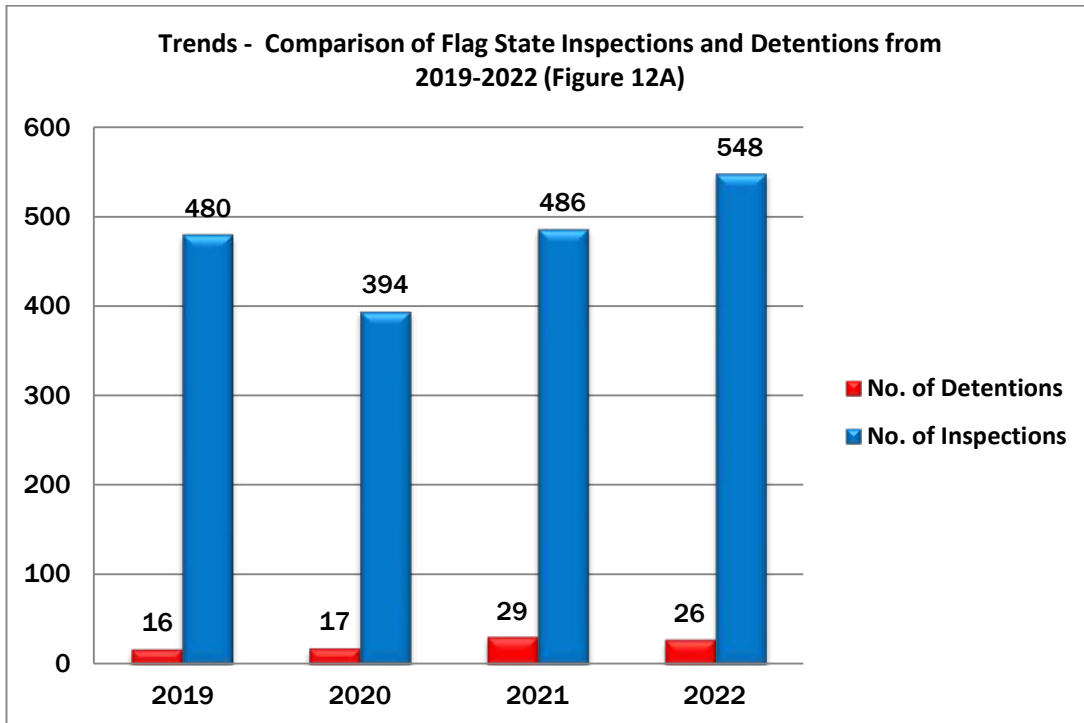
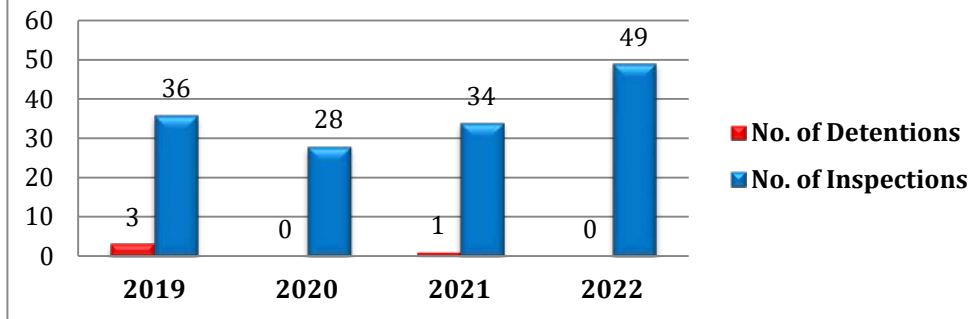


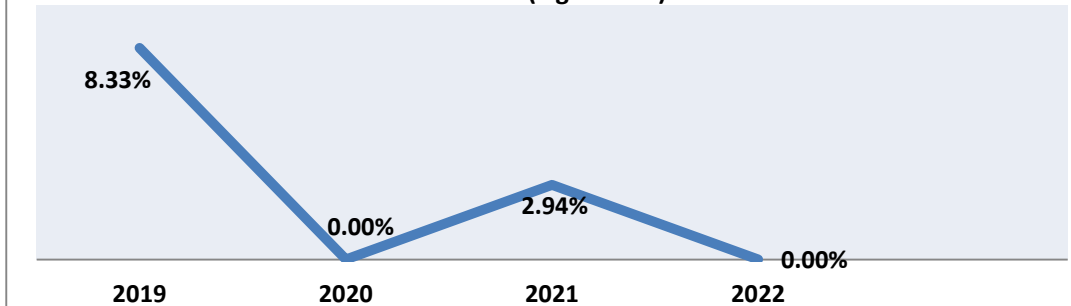
Table 4: Flag State Inspection Performance based on Ship Type

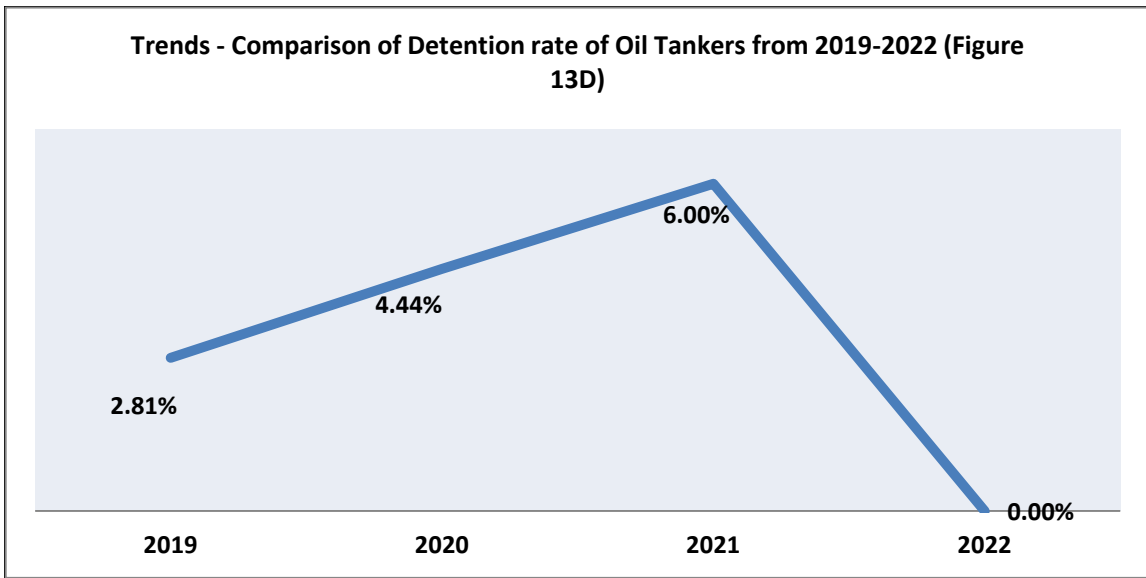
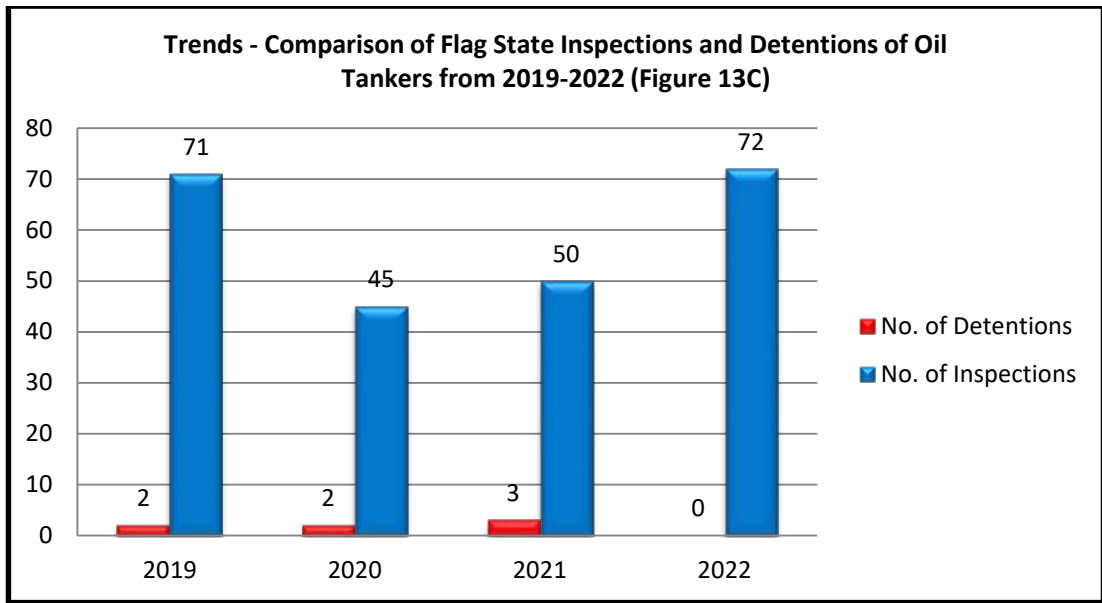
Type of Vessel	Number of Inspections	Number of Detentions	Avg. Deficiency Index	Nil-Deficiency Rate
Bulk Carrier	49	0	4.88	22.45
Chemical Tanker	1	0	10	-
Container Ship	24	1	9.58	-
Gas Carrier	22	0	3.54	9.09
General Cargo	33	2	10.03	-
Oil Tanker	72	0	6.87	12.5
OSV	37	3	15	2.70
Other Types of Ship	95	11	12.35	3.16
Passenger Ship	16	0	5.5	12.5
Tugboat	190	9	7.25	5.78
MODU or FPSO	1	0	16	-
Heavy load carrier	1	0	0	100
High speed cargo craft	1	0	3	-
High speed passenger craft	6	0	5.5	-
All Types	548	26	8.45	7.29

Trends - Comparison of Flag State Inspections and Detentions of Bulk Carriers from 2019-2022 (Figure 13A)

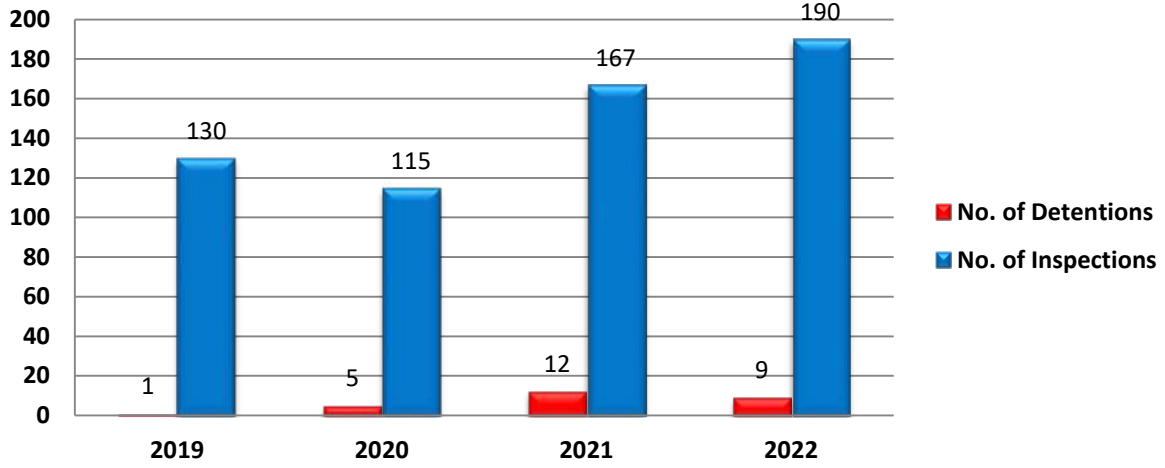


Trends - Comparison of Detention rate of Bulk Carriers from 2019-2022(Figure 13B)

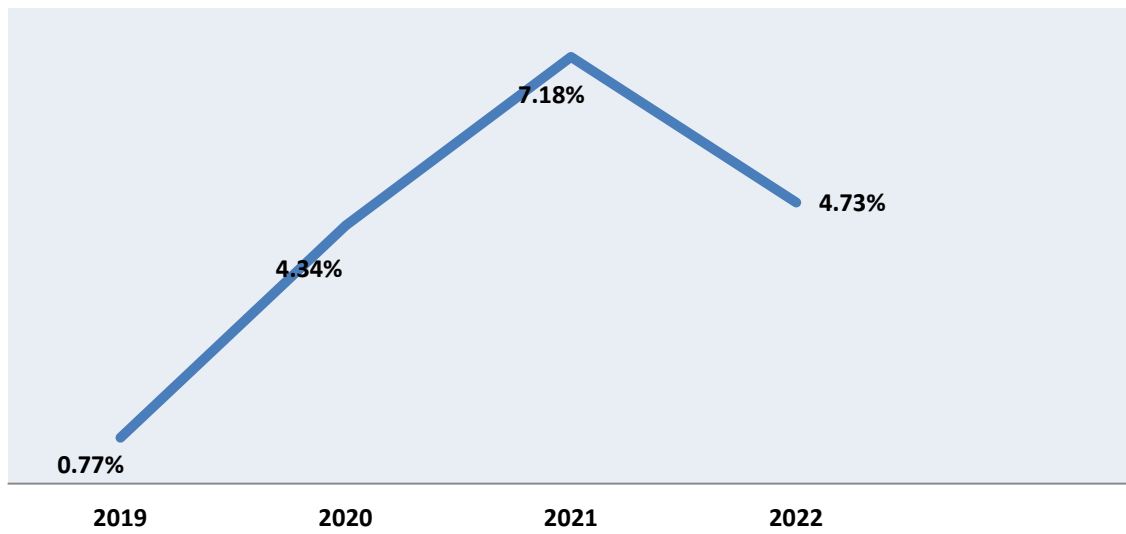


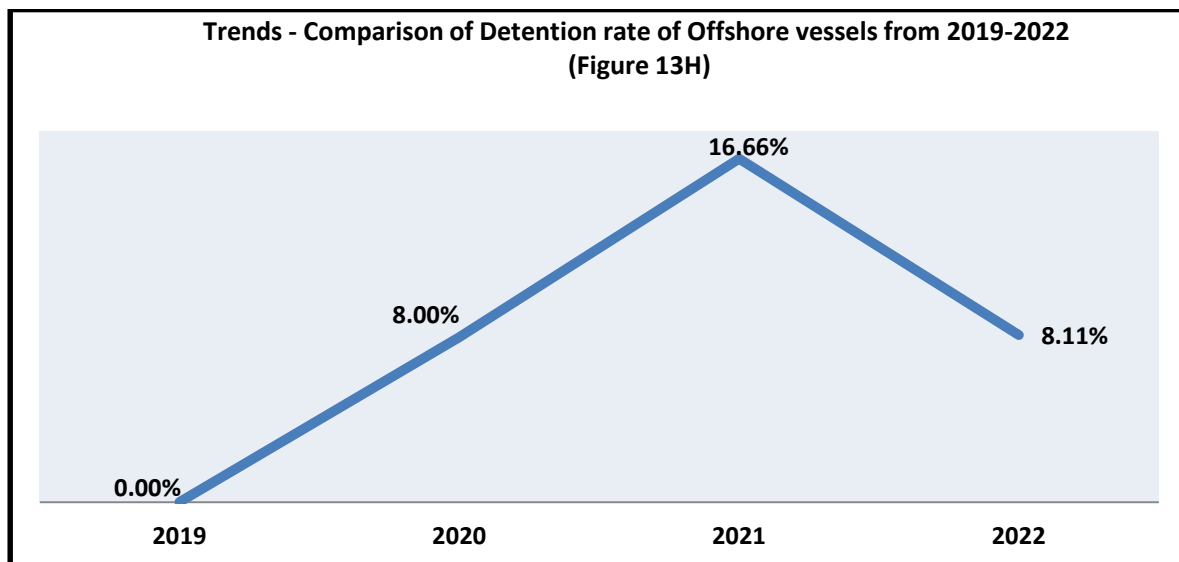
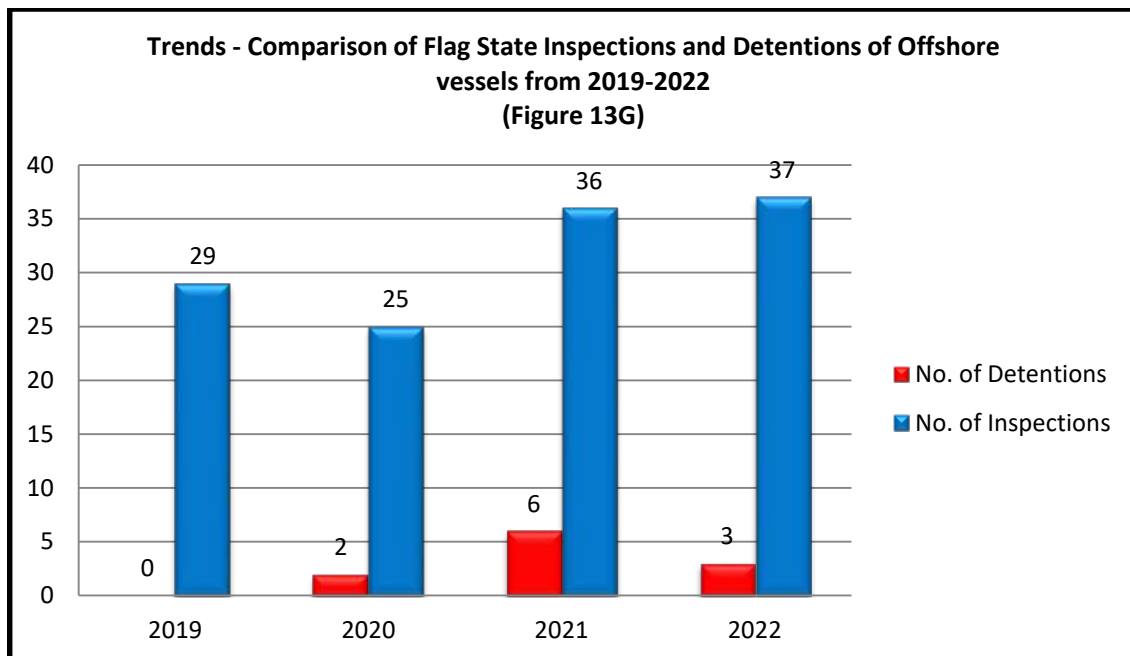


Trends - Comparison of Flag State Inspections and Detentions of Tug boats/Pilot launch from 2019-2022
(Figure 13E)



Trends - Comparison of Detention rate of Tug boats/Pilot launch from 2019-2022
(Figure 13F)





GI & FSI Performance of Ships

Table 5: General Inspection Abroad Performance based on Ship Type

Type of Vessel	Number of Inspections	Number of Detentions	Avg. Deficiency Index	Nil-Deficiency Rate
Bulk Carrier	14	0	2.0	50.0
General Cargo	1	0	4.0	0
Oil Tanker	18	0	2.72	50.0
Gas Carrier	2	0	1.5	50.0
Other types	3	0	5.67	0
Heavy Lift	1	0	--	100
OSV	1	0	8.0	0
Tugboat	2	0	4.5	0
Total	42	0	2.57	45.23

Table 6A: FSI Performance of ships up to 500GT

Type of Vessel	Number of Inspections	Number of Detentions	Avg. Deficiency Index	Nil-Deficiency Rate
General Cargo	1	0	3	-
Oil Tanker	1	0	4	-
OSV	2	0	8	50
Other Types of Ship	25	7	13.84	4
Passenger Ship	7	0	4.57	-
Tugboat	184	9	6.95	6.01
High speed cargo craft	1	0	3	-
High speed passenger craft	6	0	5.5	-
All Types	227	16	7.56	5.75

Table 6B: FSI Performance of ships of above 500GT and below 3000 GT

Type of Vessel	Number of Inspections	Number of Detentions	Avg. Deficiency Index	Nil-Deficiency Rate
Bulk Carrier	2	0	19.5	-
Gas Carrier	1	0	3	-
General Cargo	25	1	10.52	-
Oil Tanker	4	0	7.25	-
OSV	32	3	15.36	-
Other Types of Ship	46	3	11.39	4.35
Passenger Ship	4	0	5.75	25
Tugboat	6	0	17.5	-
All Types	120	7	12.30	2.5



Table 6C: FSI Performance of ships more than 3000 GT

Type of Vessel	Number of Inspections	Number of Detentions	Avg. Deficiency Index	Nil-Deficiency Rate
Bulk Carrier	47	0	4.25	23.91
Chemical Tanker	1	0	10	-
Container Ship	24	1	9.58	-
Gas Carrier	21	0	3.57	9.52
General Cargo	7	1	9.28	-
Oil Tanker	67	0	6.88	13.64
OSV	3	0	15	-
Other Types of Ship	24	1	12.65	-
Passenger Ship	5	0	6.6	20
MODU or FPSO	1	0	16	-
Heavy load carrier	1	0	0	100
All Types	201	3	7.11	12.06

Table 7A: FSI Performance of ships up to 5 years of age

Type of Vessel	Number of Inspections	Number of Detentions	Avg. Deficiency Index	Nil-Deficiency Rate
General Cargo	1	0	9	-
Oil Tanker	1	0	9	-
OSV	1	0	6	-
Passenger Ship	1	0	0	100
Tugboat	17	0	4.52	5.88
High speed passenger craft	1	0	1	-
All Types	22	0	4.63	9.09

Table 7B: FSI Performance of ships above 5 years & up to 15 years of age

Type of Vessel	Number of Inspections	Number of Detentions	Avg. Deficiency Index	Nil-Deficiency Rate
Bulk Carrier	24	0	4.04	12.5
Container Ship	2	0	7.5	-
Gas Carrier	6	0	2.66	-
General Cargo	5	0	16.4	-
Oil Tanker	17	0	2.88	35.29
OSV	18	2	12.55	-
Other Types of Ship	30	0	10.23	3.33
Passenger Ship	3	0	4.6	-
Tugboat	56	3	7.33	5.36
Heavy load carrier	1	0	0	100
High speed cargo craft	1	0	3	-
High speed passenger craft	1	0	1	-
All Types	164	5	7.44	9.14



Table 7C: FSI Performance of ships above 15 years & up to 25 years of age

Type of Vessel	Number of Inspections	Number of Detentions	Avg. Deficiency Index	Nil-Deficiency Rate
Bulk Carrier	23	0	5.45	31.81
Chemical Tanker	1	0	10	-
Container Ship	19	1	10	-
Gas Carrier	13	0	3.92	15.38
General Cargo	10	1	8.7	-
Oil Tanker	45	0	8.02	6.67
OSV	15	1	18.3	6.67
Other Types of Ship	30	3	12.63	6.67
Passenger Ship	6	0	6.33	-
Tugboat	84	5	7.25	4.82
High speed passenger craft	3	0	7.66	-
All Types	249	11	8.85	7.69

Table 7D: FSI Performance of ships more than 25 years of age

Type of Vessel	Number of Inspections	Number of Detentions	Avg. Deficiency Index	Nil-Deficiency Rate
Bulk Carrier	2	0	9	-
Container Ship	3	0	8.33	-
Gas Carrier	3	0	3.66	-
General Cargo	17	1	9	-
Oil Tanker	9	0	7.35	-
OSV	3	0	16	-
Other Types of Ship	35	8	13.91	-
Passenger Ship	6	0	6	16.67
Tugboat	33	1	7.15	9.09
MODU or FPSO	1	0	16	-
High speed passenger craft	1	0	8	-
All Types	113	10	9.79	3.57



FSI Performance of ROs and Shipping Companies

Table 8 : FSI Performance – Recognized Organization

Recognized Organization	Number of Inspections	Number of Detentions	Avg. Deficiency Index	Nil-Deficiency Rate
IRS	401	20	8.91	4.26
ABS	32	3	7.22	25
BV	12	0	7.25	-
DNV	41	1	9.56	9.75
KRS	3	0	2.67	-
LR	38	1	6.75	13.16
NK	21	1	4.2	30
RINA	0	0	0	-
All Ships	548	26	8.45	7.29

Table 9 : FSI Performance of Shipping Companies

Name of Company	Number of Inspections	Number of Detentions	Avg. Deficiency Index	Nil-Deficiency Rate
ABS MARINE SERVICES PVT LTD	4	0	14.25	-
ACOMS INDIA PRIVATE LIMITED	1	0	17	-
Adani Harbour services Pvt Ltd	17	0	4.24	-
ADANI VIZHINJAM PORT PVT LTD	2	0	6.5	-
ADSUN OFFSHORE DIVING CONTRACTORS PVT LTD MUMBAI	1	0	5.00	-
Adel Shipping and Logistics	2	0	1.5	-
ADMIRAL MARINE SERVICES PVT. LTD.	1	0	12	-
Ajwa logistics pvt ltd	3	0	2	-
AK Ship Management	5	1	13.2	-
Albatross Marine Services	3	1	18.33	-
ALLIANZ OFFSHORE SERVICES PVT LTD	2	1	19.5	-
Alphard Maritime Private Limited	1	0	20	-
Amaze Maritime Service Pvt Ltd	3	2	15.33	-
AMBA Shipping & Logistics	7	1	19.43	-
Ambuja Cements Limited	9	0	7.33	-



Amro Marine	1	0	20	-
ANGLO EASTERN	2	0	8	-
Apeejay Shipping	7	0	2.71	42.86
ARC OFFSHORE INDIA PVT. LTD	2	0	10	-
ARKAY LOGISTICS PVT LTD	1	0	0	100
ASMI SHIPS PVT.LTD	7	0	8.5	-
ASP Ship Management(INDIA) Pvt Ltd.	1	0	0	100
AZA SHIPPING PVT LTD	1	0	31	-
Bhoir offshore pvt ltd	1	0	17	-
BINDIYA MARINE SERVICES	1	0	7	-
Bapu Shipping	2	1	16.5	-
BSA MARINE SERVICES	1	0	9	-
CAN OFFSHORE PVT LTD	8	0	7.12	-
Coastal Marine Construction Engg.	1	0	6	-
Cochin Port Authority.	2	0	14.5	-
Comecoe	1	0	12	-
CASTLE SHIP PRIVATE LTD	1	0	8	-
DELTA MARITIME AND INDUSTRIAL SKILL	3	0	15	-
DREDGING CORPORATION OF INDIA	8	0	11	-
DIRECTORATE OF SHIPPING SERVICES	1	0	0	100
DARYA SHIPMANAGEMENT PRIVATE LIMITED.	2	0	10	-
DAWN SHIPPING PVT. LTD. MUMBAI	2	0	4.5	-
Equip Trans Logistics Pvt Ltd	8	0	3.88	12.5
Essar ports Limited	1	0	4	-
ESSAR BULK TERMINAL LIMITED	1	0	4	-
Eastern Navigation pvt ltd	2	0	5.5	-
Executive Ship management Pvt Ltd	1	0	5	-
Eternal Offshore Services Pvt Limited	1	1	46	-
FIVE STARS SHIPPING CO. PVT LTD	3	0	3.67	33.33
Fomento Resources Pvt Ltd	1	0	7	-
Fleet management India pvt ltd	1	0	5	-
Gaurhari Marine Services Pvt. Ltd.	2	1	28.5	-
Galleon Shipping	1	0	7	-
Global Offshore Services Ltd	1	0	4	-
Global Cambay Marine Services	1	0	5	-



Greatship(India) Limited	4	0	12.25	-
HAL OFFSHORE LIMITED	4	2	20.75	-
Hind Offshore Pvt Ltd	4	0	16.5	-
HOGER OFFSHORE PVT LTD	2	1	22	-
Ind-Aust Maritime Pvt Ltd.	5	0	3.6	20
Individual owner	1	0	5	-
ITT Shipping Pvt.Ltd	3	0	5.67	-
IGOPL Offshore Private Limited	2	1	16.5	-
I-Marine Infratech India Pvt. Ltd.	2	0	5.5	-
INTEGRATED MARINE SERVICES INC.	1	0	24	-
JM BAXI HEAVY PVT LTD	1	0	27	-
K.B SHIPPING AND COMPANY	3	0	5.33	-
K.G. OFFSHORE SERVICES PVT. LTD	1	0	7	-
K.STEAM SHIP CO LTD	1	0	3	-
KESARI MARINE SERVICES, KAKINADA	1	0	4	-
KNK SHIP MANAGEMENT	1	0	14	-
Kota Lakshmi V. K.	1	0	13	-
KVR OFFSHORE PVT LTD.	2	0	2	50
L & T Sapura Shipping Pvt. Ltd	1	0	0	100
Lakshadweep development corp ltd	2	0	1.5	-
LDCL,Ltd., KOCHI	2	0	2.5	-
LIBRAA SHIP MANAGEMENT PVT LTD	2	0	3	-
Lift and Shift India Pvt. Ltd.	1	0	7	-
LIGHTHOUSE MARINE SERVICES, CHENNAI	1	0	5	-
Lilly Maritime Pvt. Ltd.	2	0	17	-
M.J marine Services Pvt. Ltd.	3	0	16.33	-
M. Pallonji Logistics Pvt. Ltd	3	0	20.67	-
MAK Logistics Pvt. Ltd.	5	0	7.6	-
MAHESH INTERPRISES AND INFRA INDIA PVT LTD	1	0	12	-
MAT MARINE SERVICES PVT LTD	8	0	4.5	-
MOL TANKSHIP MANAGEMENT PTE LTD	4	0	2	50
New Era Shipping Ltd, GOA	1	0	16	-
NSS SHIPPING PVT LTD	1	0	3	-
Ocean Sparkle Ltd	50	0	3.39	2
POLESTAR MARITIME LIMITED	12	0	6.75	8.33
Paradigm Marine and Technical	1	1	34	-
Paradigm Ship Management	1	0	21	-
PENINSULAR MARITIME INDIA PVT LTD	4	2	31.5	-
PHELIX SHIPPING VENTURES PVT.	1	0	10	-



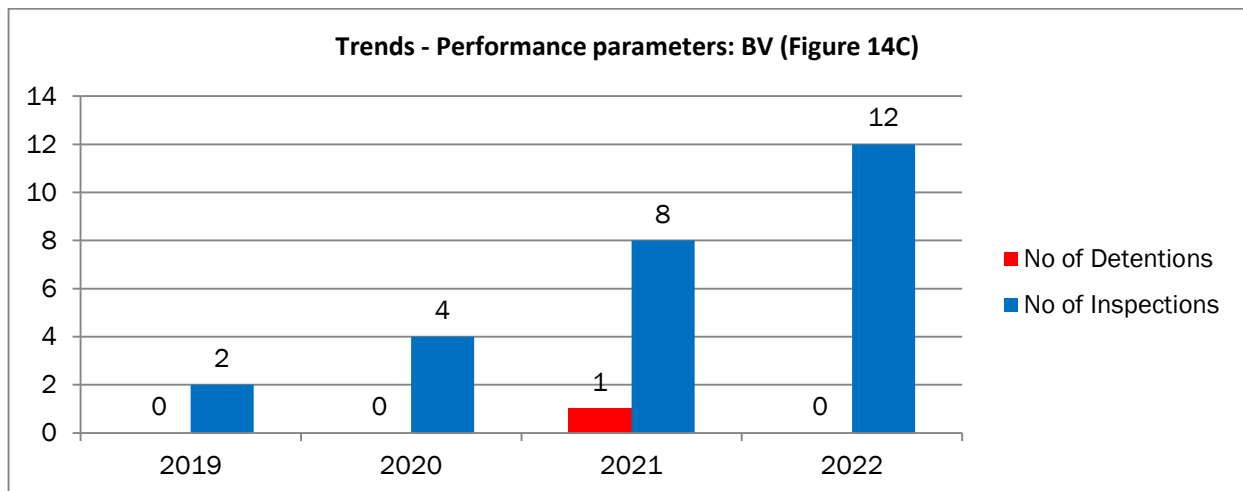
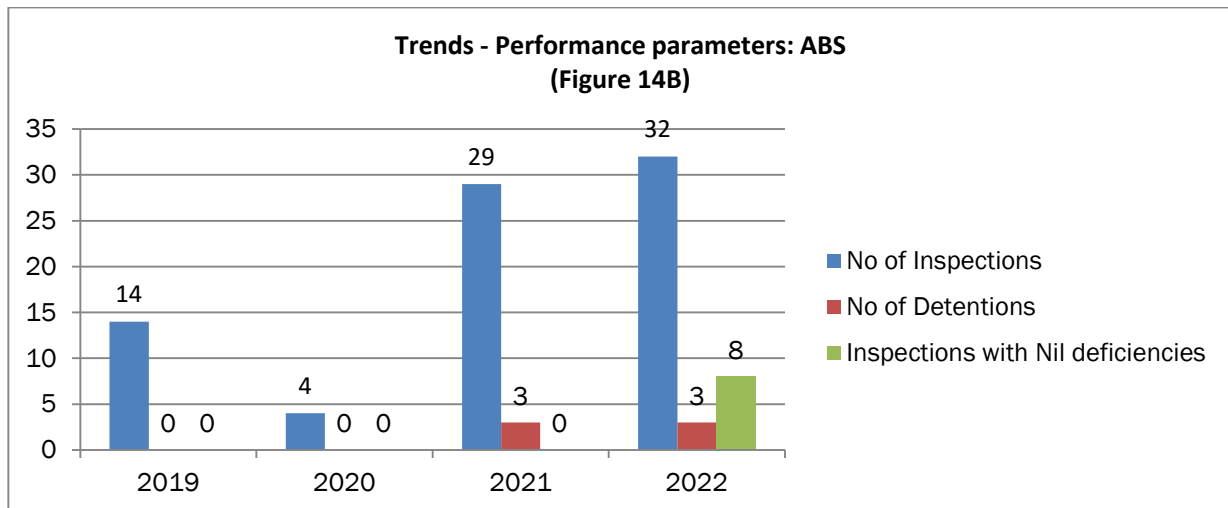
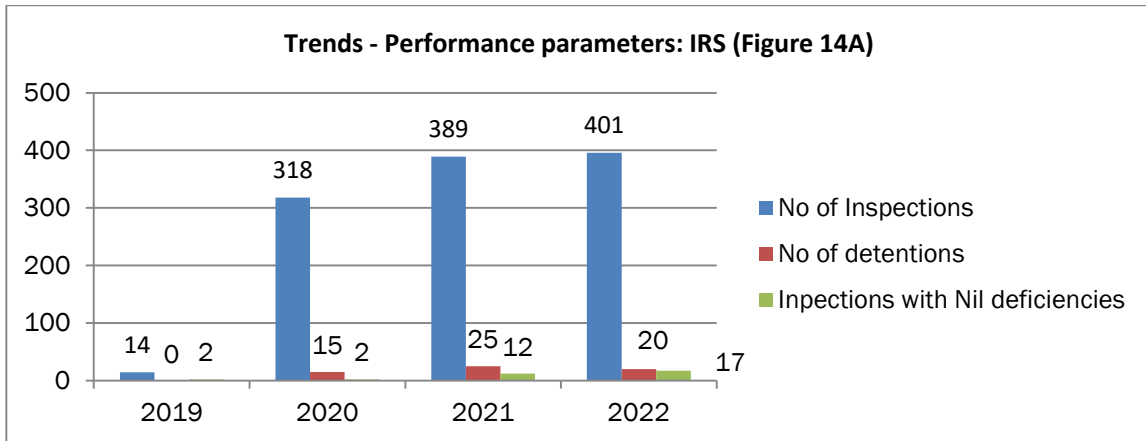
LTD.				
Proactive Ship Management Pvt Ltd	2	0	3	-
Raj Shipping Agencies Ltd.	7	0	23.57	-
Reliance Industries limited.	18	0	2.39	-
RISHI SHIPPING	1	0	12	-
Resham Singh and Company	1	1	34	-
Ripley Offshore Pvt. Ltd., Kolkata	1	0	4	-
S S Offshore Pvt. Ltd	4	1	16	-
Samson Maritime Limited	4	1	19.25	-
SEAPORT SHIPPING PVT LTD	3	0	3.33	-
Seven Island Shipping Ltd.	17	0	6.06	-
SvitzerHazira Pvt. Ltd.	2	0	8	-
SADAV SHIPPING LTD	5	0	7.2	20
Sai Management &Maritime Pvt Ltd	1	0	4	-
Sakura energy transport pvt ltd	1	0	2	-
SANMAR SHIPPING LTD	8	0	8.57	25
San Marine	1	0	0	100
SaratChatterje& co	1	0	5	-
SEAMEC LIMITED	3	0	9	-
Sea Star &Amba Shipping	2	1	23.5	-
SEA SPARKLE HARBOUR SERVICES LTD	1	0	2	-
Seavantek Shipping Services Private Ltd.	2	0	20.5	-
SHANTI SAGAR INTERNATIONAL DREDGING LTD	2	0	12.5	-
SHREE LAXMI ENTERPRISES	1	0	16	-
SHREEJI SHIPPING	1	0	6	-
Shreyas Shipping Logistics Ltd.	1	1	19	-
Shri Ganesh Marine Services	1	0	24	-
SIMA MARINE INDIA Pvt. Ltd.	7	0	8.86	-
Sonar Marine Consultants Pvt Ltd	4	0	6.25	25
Sparkle Port Services Ltd.	2	0	3.5	50
SSR MARINE SERVICES PVT. LTD	5	0	13.4	-
STAR AGGECY	1	0	3	-
Suchna Marine Services Pvt Ltd	2	0	17	-
Sushe Marine Services Pvt. Ltd.	5	0	4.6	-
SVS Group	1	0	10	-
SVS MARINE SERVICES PVT LTD	2	0	15.5	-
Synergy Oceanic Services India Pvt. Ltd.	4	0	3	-
TCI Seaways	7	0	7.71	-
The Shipping Corporation of India, Mumbai	60	0	7.23	10
The Great Eastern Shipping Co.	27	0	3.41	18.52

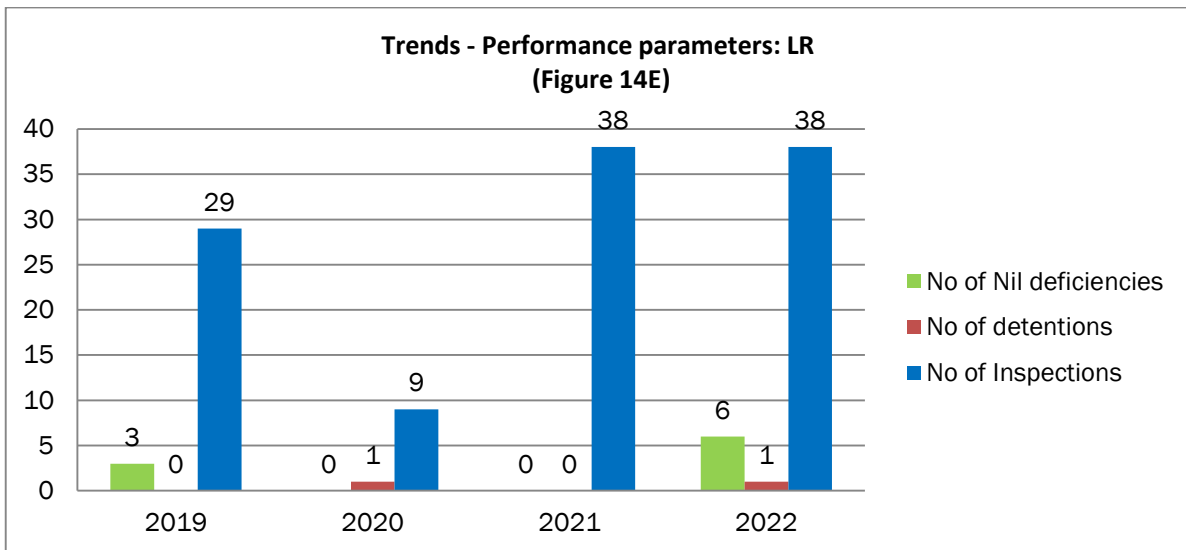
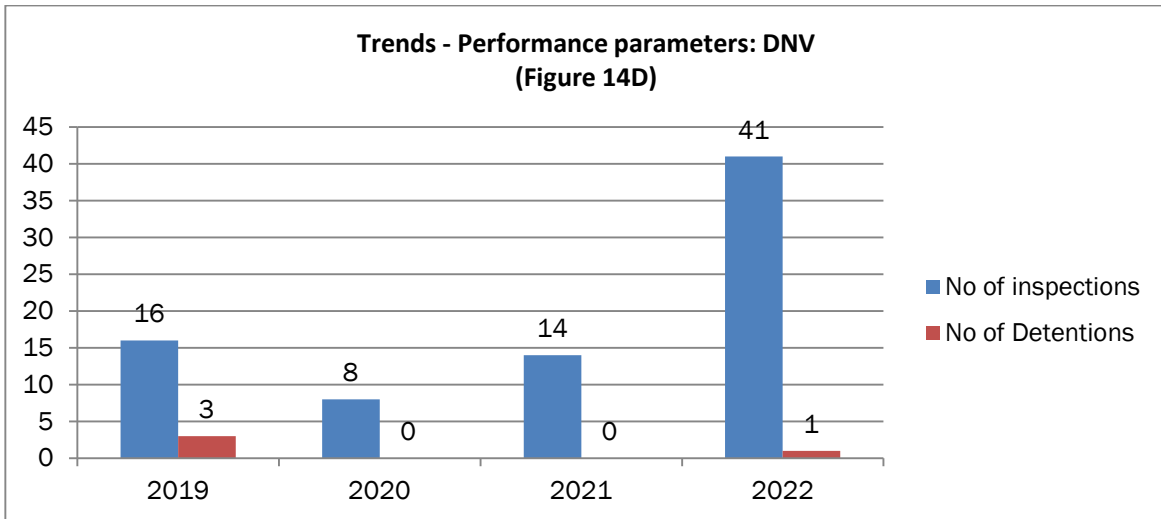


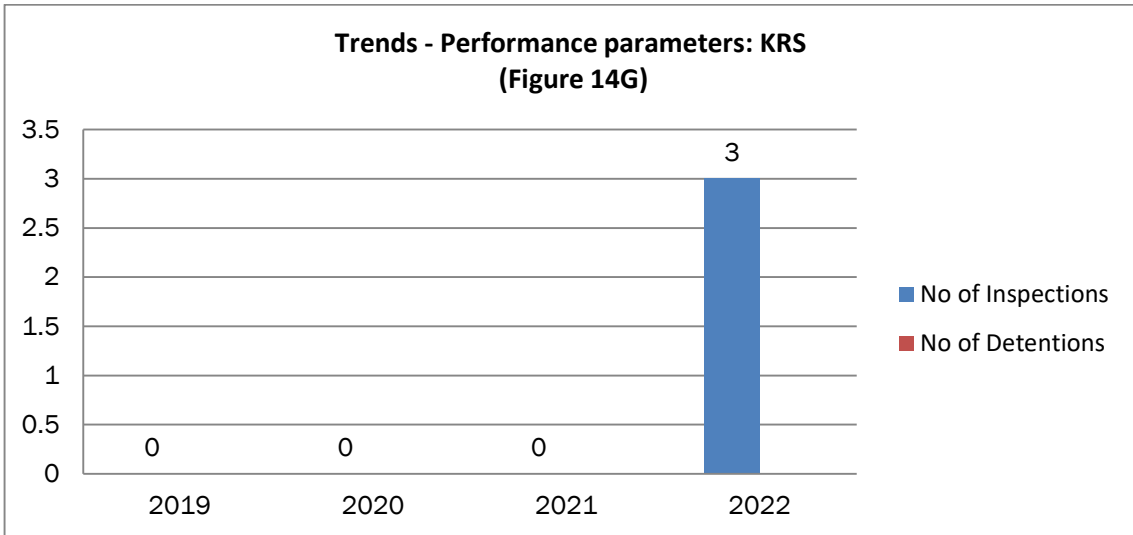
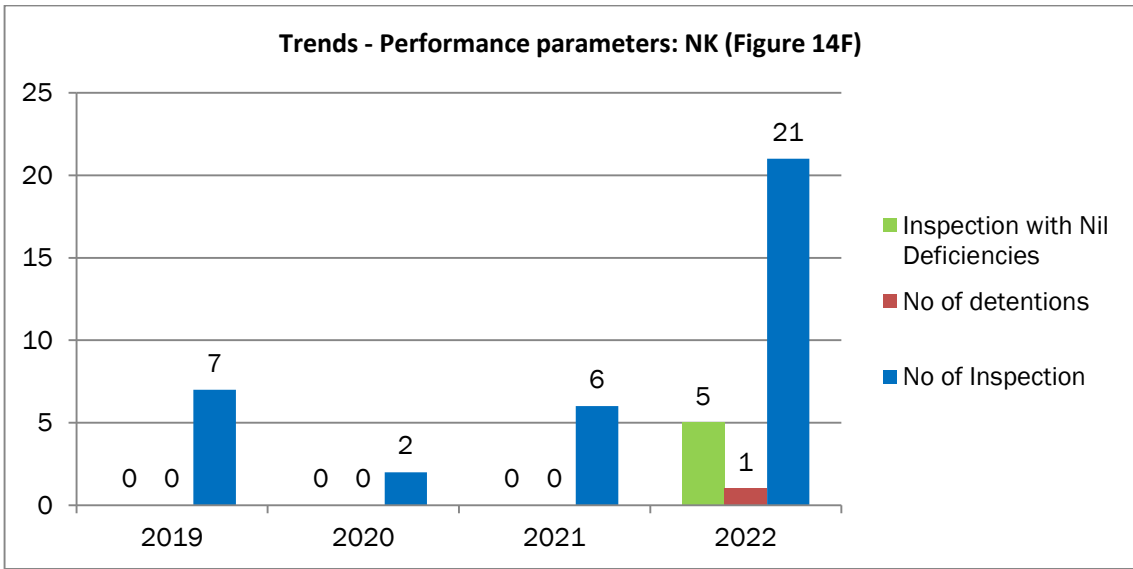
Ltd.				
T-ERUDITE SHIPMANAGEMENT PVT LTD	2	0	1.5	50
Tolani Shipping Co, Ltd. Mumbai	2	0	0.5	50
TRANSWORLD SHIP MANAGEMENT PVT LTD	3	0	13.67	-
TRITON MARITIME	3	1	17	-
THE INDIA CEMENTS LIMITED	1	0	5	-
Timblo Shipyards Pvt. Ltd	1	0	4	-
The Mundra Port and Special Economic Zone Ltd	1	0	2	-
TSR MARINE SERVICE	1	0	3	-
TWSM Pvt Ltd , Mumbai	1	0	6	-
TW Ship Management	7	0	8.86	-
The Ocean Sparkles Ltd	1	0	2	-
Unique Star Maritime Private Limited	1	1	18	-
Van Oord India Private Limited	3	1	12.33	-
Vamsee shipping carrier Pvt LTD	1	0	9	-
Vedant Ship Management	4	1	14.75	-
Vinayak Marine Services Pvt Ltd	1	0	14	-
VINDHYAWASHINI MARINE SERVICES	2	1	26	-
Vision Maritime Pvt. Ltd.	2	0	9.5	-
VOC PORT AUTHORITY TUTICORIN	1	0	11	-
VRIDHI MARITIME PVT LTD	2	0	0	100
VONDUS LOGISTICS	1	0	18	-
ARKAY LOGISTICS LTD.	1	0	3	-
Y.A.R SHIPPING AND CATERING	1	0	6	-
Yash Developers Bhavnagar	1	0	17	-
TOTAL	548	26	8.45	7.29



Trend Analysis of Performance parameters: Inspections







Trend analysis of Flag State Inspection Statistics

Table 10: Distribution of Deficiencies across Deficiency Codes (FSI & GI)

Nature Of Deficiencies	No. of Deficiencies	Percentage
01101 : Cargo Ship Safety Equipment (including exemption)	23	0.504718
01102: Cargo Ship Safety Construction (including exempt.)	4	0.087777
01104 : Cargo Ship Safety Radio (including exemption)	8	0.175554
01106 : Document of Compliance (DOC/ ISM)	1	0.021944
01107 : Safety Management Certificate (SMC/ ISM)	1	0.021944
01108 : Load Lines (including Exemption)	4	0.087777
01113 : Minimum Safe Manning Document	11	0.241387
01117 : International Oil Pollution Prevention (IOPP)	5	0.109721
01119 : International Sewage Pollution Prevention Cert.	1	0.021944
01122 : International ship security certificate	1	0.021944
01123 : Continuous synopsis record	13	0.285275
01125 : Engine International Air Pollution Prev. Cert.	6	0.131666
01127 - Special Purpose Ship Safety	1	0.021944
01131 : International Anti-fouling-System Certificate	3	0.065833
01132 : Tonnage certificate	3	0.065833
01134 : Other (certificates)	100	2.194426
01201 : Certificates for master and officers	41	0.899715
01202 : Certificate for rating for watchkeeping	2	0.043889
01203 : Certificates for radio personnel	5	0.109721
01204 : Certificate for personnel on tankers	2	0.043889
01209 : Manning specified by the minimum safe manning doc	10	0.219443
01211 - Cert for personnel on survival craft & rescue boat	1	0.021944
01212 : Certificate for medical care	1	0.021944
01213 : Evidence of Basic Training	3	0.065833
01216 : Other (STCW)	35	0.768049
01301 : Cargo Gear Record Book	2	0.043889
01304 - Declaration of AFS compliance	2	0.043889
01305 : Log-books/compulsory entries	67	1.470266
01306 : Schedules for watchkeeping personnel	11	0.241387
01307 : Tables of working hours	3	0.065833
01308 : Records of rest	23	0.504718
01309 : Fire control plan - all	12	0.263331
01310 : Signs, indications	17	0.373052
01311 : Survey report file	8	0.175554
01312 : Thickness measurement report	5	0.109721
01314 : SOPEP	8	0.175554
01315 : Oil record book	38	0.833882
01317 : Cargo record book	2	0.043889
01318 : P&A manual	2	0.043889
01319 - Shipboard mar.poll. emergency plan for NLS	2	0.043889
01320 : Garbage record book	10	0.219443



01322 - Conformance Test Report	1	0.021944
01323 : Fire safety operational booklet	10	0.219443
01324 : Material Safety Data Sheets(MSDS)	12	0.263331
01326 - Seafarer Employment Agreement (SEA)	20	0.438885
02101 : Closing devices/watertight doors	13	0.285275
02102 : Damage control plan	2	0.043889
02103 : Stability/strength/loading information and instruments	14	0.30722
02105 : Steering gear	1	0.021944
02106 : Hull damage impairing seaworthiness	3	0.065833
02107 : Ballast, fuel and other tanks	5	0.109721
02108 : Electrical installations in general	1	0.021944
02109 : Permanent means of access	2	0.043889
02110 : Beams, frames, floors-op. damage	3	0.065833
02111 : Beams, frames, floors-corrosion	10	0.219443
02112 : Hull - corrosion	32	0.702216
02113 : Hull - cracking	1	0.021944
02114 : Bulkhead -corrosion	4	0.087777
02115 : Bulkheads - operational damage	1	0.021944
02116 : Bulkheads - cracking	3	0.065833
02117 : Decks - corrosion	36	0.789993
02118 : Decks - cracking	2	0.043889
02119 - Enhanced survey programme (ESP)	1	0.021944
02120 : Marking of IMO number	2	0.043889
02122 : Openings to cargo area, doors, ... scuttles	7	0.15361
02123 : Wheelhouse -door -window	2	0.043889
02124 : Cargo pump room	2	0.043889
02125 : Spaces in cargo areas	6	0.131666
02127 - Safe access to tanker bows	1	0.021944
02129 - Bulkhead strength	1	0.021944
02131 : Other (Bulk carriers)	1	0.021944
03102 : Freeboard marks	14	0.30722
03103 : Railing, gangway, walkway and means for safe passage	1	0.021944
03104 : Cargo & other hatchways	16	0.351108
03105 : Covers (hatchway-, portable-, tarpaulins, etc.)	11	0.241387
03106 : Windows, side scuttles and deadlights	8	0.175554
03107 : Doors	38	0.833882
03108 : Ventilators, air pipes, casings	77	1.689708
03109 : Machinery space openings	6	0.131666
03110 : Manholes/flush scuttles	8	0.175554
03111 : Cargo ports and other similar openings	4	0.087777
03112 : Scuppers, inlets and discharges	6	0.131666
03113 : Bulwarks and freeing ports	1	0.021944
03115 : Other (load lines)	28	0.614439
04101 : Public address system	24	0.526662
04102 : Emergency fire pump and its pipes	27	0.592495
04103 : Emergency, lighting, batteries and switches	58	1.272767
04105 : Location of emergency installations	5	0.109721
04106 : Emergency steering position com./ compass reading	15	0.329164
04107 : Emergency towing arrangements and procedures	4	0.087777



04108 : Muster list	18	0.394997
04109 : Fire drills	2	0.043889
04110 : Abandon ship drills	5	0.109721
04111 : Damage control plan	3	0.065833
04113 : Water level indicator	2	0.043889
04114 : Emergency source of power - Emergency generator	17	0.373052
05101 - Distress messages: obligations and procedures	2	0.043889
05102 : Functional requirements	7	0.15361
05103 - Main installation	1	0.021944
05104 - MF Radio installation	3	0.065833
05105 : MF/HF Radio installation	14	0.30722
05106 : INMARSAT ship earth station	7	0.15361
05107 : Maintenance/duplication of equipment	4	0.087777
05108 - Performance standards for radio equipment	3	0.065833
05109 : VHF radio installation	15	0.329164
05110 : Facilities for reception of marine safety inform.	10	0.219443
05111 : Satellite EPIRB 406MHz/1.6GHz	3	0.065833
05112 - VHF EPIRB	1	0.021944
05113 : SART/AIS-SART	12	0.263331
05114 : Reserve source of energy	8	0.175554
05115 : Radio log (diary)	7	0.15361
05116 : Operation/maintenance	8	0.175554
05117 : Other (radio communication)	28	0.614439
05118 : Operation of GMDSS equipment	7	0.15361
06101 : Cargo Securing Manual	2	0.043889
06104 : Lashing material	5	0.109721
06105 : Other (cargo)	11	0.241387
06106 : Cargo transfer - Tankers	4	0.087777
06107 : Cargo operation	7	0.15361
07101 : Fire prevention structural integrity	1	0.021944
07102 : Inert gas system	3	0.065833
07103 - Division - decks, bulkheads and penetrations	1	0.021944
07105 : Fire doors/openings in fire-resisting divisions	15	0.329164
07106 : Fire detection and alarm system	41	0.899715
07108 : Ready availability of fire fighting equipment	24	0.526662
07109 : Fixed fire extinguishing installation	29	0.636384
07110 : Fire fighting equipment and appliances	112	2.457757
07111 : Personal equipment for fire safety	15	0.329164
07112 : Emergency Escape Breathing Device and disposition	8	0.175554
07113 : Fire pumps and its pipes	71	1.558043
07114 : Remote Means of control (opening, pumps,ventilation,etc.) Machinery spaces	16	0.351108
07115 : Fire-dampers	27	0.592495
07116 : Ventilation	19	0.416941
07117 - Jacketed high pressure lines and oil leakage alarm	2	0.043889
07118 : International shore-connection	6	0.131666
07119 : Other (fire safety)	93	2.040816
07120 : Means of escape	15	0.329164
07121 : Crew alarm	1	0.021944



07122 : Fire control plan	13	0.285275
07123 : Operation of Fire protection systems	6	0.131666
07124 : Maintenance of Fire protection systems	14	0.30722
07125 : Evaluation of crew performance (fire drills)	1	0.021944
08103 : Fire alarm	9	0.197498
08107 : Machinery controls alarm	7	0.15361
08110 - Closing water-tight doors alarm	2	0.043889
08111 : Other (alarms)	17	0.373052
09102 : Dirty, parasites	15	0.329164
09103 : Ventilation (Accommodation)	19	0.416941
09105 - Noise	1	0.021944
09106 : Sanitary Facilities	27	0.592495
09107 : Drainage	1	0.021944
09108 : Lighting (Accommodation)	9	0.197498
09109 : Pipes, wires (insulation)	2	0.043889
09110 : Electrical devices	1	0.021944
09111 : Sickbay	11	0.241387
09112 : Medical Equipment	45	0.987492
09113 : Access/structure	4	0.087777
09114 : Sleeping room	1	0.021944
09116 : Furnishings	7	0.15361
09119 : Mess room (location)	4	0.087777
09121 : Laundry	8	0.175554
09122 : Record of inspection (Accommodation)	6	0.131666
09123 : Other (crew and accommodation)	33	0.724161
09124 : Galley, handling room (maintenance)	20	0.438885
09125 : Ventilation	4	0.087777
09127 : Cleanliness	21	0.460829
09129 : Provisions quality	1	0.021944
09130 : Water, pipes, tanks	7	0.15361
09131 : Cold room	3	0.065833
09132 : Cold room temperature	4	0.087777
09134 : Food personal hygiene	2	0.043889
09136 : Food segregation	1	0.021944
09138 : Other (food)	6	0.131666
09201 : Ventilation (Working spaces)	23	0.504718
09203 : Lighting (Working spaces)	48	1.053325
09204 : Safe means of access	29	0.636384
09205 : Safe means of access Shore - Ship	15	0.329164
09206 : Safe means of access Deck - hold/tank, etc.	12	0.263331
09207 : Obstruction/slipping, etc.	33	0.724161
09208 : Protection machinery	13	0.285275
09209 : Electrical	88	1.931095
09210 : Machinery	44	0.965548
09211 : Steam pipes and pressure pipes	21	0.460829
09212 : Danger areas	2	0.043889
09213 : Gas instruments	15	0.329164
09214 - Emergency cleaning devices	2	0.043889
09215 : Other (working space ILO)	29	0.636384



09216 : Personal equipment	13	0.285275
09217 : Warning notices	10	0.219443
09218 : Protection machines/parts	8	0.175554
09219 : Pipes, wires (insulation)	25	0.548607
09220 : Structural features (ship)	6	0.131666
09221 : Entry dangerous spaces	2	0.043889
09222 : Other (accident prevention)	85	1.865262
09223 : Gangway, accommodation-ladder	10	0.219443
09224 : Stowage of cargo	1	0.021944
09225 : Loading and unloading equipment	10	0.219443
09226 : Holds and tanks safety	6	0.131666
09227 : Ropes and wires	12	0.263331
09228 : Anchoring devices	21	0.460829
09229 : Winches & capstans	18	0.394997
09230 - Adequate lighting - mooring arrangements	1	0.021944
09231 : Other (mooring)	40	0.87777
09232 : Cleanliness of engine room	31	0.680272
09233 : Guards - fencing around dangerous machinery parts	7	0.15361
10101 : Pilot ladders and hoist/pilot transfer arrangements	4	0.087777
10103 : Radar	25	0.548607
10104 : Gyro compass	7	0.15361
10105 : Magnetic compass	67	1.470266
10106 : Compass correction log	9	0.197498
10109 : Lights, shapes, sound-signals	95	2.084705
10110 : Signalling lamp	8	0.175554
10111 : Charts	36	0.789993
10112 - Electronic charts (ECDIS)	7	0.15361
10113 : Automatic Identification System (AIS)	9	0.197498
10114 : Voyage data recorder (VDR)/Simplified Voyage data recorder(S-VDR)	9	0.197498
10115 : GNSS receiver/terrestrial radio navigation system	8	0.175554
10116 : Nautical publications	55	1.206934
10117 : Echo sounder	20	0.438885
10118 : Speed and distance indicator	15	0.329164
10119 : Rudder angle indicator	8	0.175554
10120 - Revolution counter	3	0.065833
10123 : International code of signals-SOLAS	1	0.021944
10124 : Life-saving signals	3	0.065833
10125 : Use of the automatic pilot	2	0.043889
10126 - Record of drills and test steering gear	3	0.065833
10127 : Voyage or passage plan	40	0.87777
10128 : Navigation bridge visibility	6	0.131666
10129 - Navigation records	5	0.109721
10130 : Other (navigation)	67	1.470266
10132 - Communication-SOLAS chap. 5	1	0.021944
10133 : Bridge operation	7	0.15361
10135 : Monitoring of voyage or passage plan	9	0.197498
10137 : Long-range identification and tracking system (LRIT)	5	0.109721
11101 : Lifeboats	33	0.724161
11102 : Lifeboat inventory	2	0.043889



11103 : Stowage and provision of Lifeboats	3	0.065833
11104 : Rescue boats	48	1.053325
11105 : Rescue boat inventory	6	0.131666
11106 : Fast Rescue Boats	10	0.219443
11107 : Stowage of rescue boats	5	0.109721
11108 : Inflatable liferafts	47	1.03138
11109 : Rigid liferafts	1	0.021944
11110 : Stowage and provision of liferafts	11	0.241387
11112 : Launching arrangements for survival craft	9	0.197498
11113 : Launching arrangements for rescue boats	18	0.394997
11115 : Means of rescue	3	0.065833
11116 : Distress flares	2	0.043889
11117 : Lifebuoys incl. provision and disposition	80	1.755541
11118 : Lifejackets incl. provision and disposition	26	0.570551
11119 : Immersion suits	2	0.043889
11122 : Radio life-saving appliances	2	0.043889
11123 - Emergency equipment for 2-way comm.	2	0.043889
11124 : Embarkation arrangement survival craft	10	0.219443
11125 : Embarkation arrangements rescue boats	2	0.043889
11126 - Means of recovery of life saving appliances	2	0.043889
11128 : Line-throwing appliance	2	0.043889
11129 : Operational readiness of lifesaving appliances	7	0.15361
11130 - Evaluation, testing and approval	8	0.175554
11131 : On board training and instructions	45	0.987492
11132 : Maintenance and inspections	13	0.285275
11133 : Other (life saving)	45	0.987492
11135 : Maintenance of Life Saving Appliances	14	0.30722
12112 : Dangerous goods / harmful substances in pack. form	1	0.021944
13101 : Propulsion main engine	36	0.789993
13102 : Auxiliary engine	49	1.075269
13103 : Gauges, thermometers, etc	24	0.526662
13104 : Bilge pumping arrangements	4	0.087777
13105 : UMS – Ship	1	0.021944
13106 : Insulation wetted through (oil)	3	0.065833
13107 : Other (machinery)	55	1.206934
13108 : Operation of machinery	16	0.351108
14101 : Control of discharge	6	0.131666
14102 : Retention of oil on board	5	0.109721
14104 : Oil filtering equipment	7	0.15361
14105 : Pumping, piping and discharge arrangements	10	0.219443
14107 : Oil discharge. Monitoring and control system	3	0.065833
14108 : 15 PPM Alarm arrangements.	7	0.15361
14109 - Oil/water interface detector	2	0.043889
14110 : Standard discharge. connection.	2	0.043889
14112 - Cow operations and equipment manual	1	0.021944
14116 : Pollution report-MARPOL Annex I	5	0.109721
14118 : Other (MARPOL Annex I)	44	0.965548
14119 : Oil and oily mixtures from machinery spaces	32	0.702216
14123 : Accidental oil outflow performance	1	0.021944



14209 - Other MARPOL Annex II	2	0.043889
14303 - Documentation (MARPOL Annex III)	1	0.021944
14402 : Sewage treatment plant	20	0.438885
14403 - Sewage comminuting and disinfecting system	1	0.021944
14404 : Sewage discharge connection	3	0.065833
14405 : Other (MARPOL Annex IV)	11	0.241387
14501 : Garbage	44	0.965548
14502 : Placards	13	0.285275
14503 : Garbage management plan	16	0.351108
14504 : Other MARPOL Annex V	7	0.15361
14601 : Technical files and if applicable, monitoring manual	1	0.021944
14608 : Incinerator incl. operations and operating manual	3	0.065833
14611 - Ozone-depleting substances	3	0.065833
14612 - Other MARPOL Annex VI	3	0.065833
14701 - AFS supporting documentation	1	0.021944
14704 - Other AFS	1	0.021944
15102 - Company responsibility and authority	4	0.087777
15104 - Masters responsibility and authority	1	0.021944
15105 - Resources and personnel	4	0.087777
15106 - Shipboard operations	14	0.30722
15107 - Emergency preparedness	7	0.15361
15108 - Reports of non-conf., accidents & hazardous occur.	3	0.065833
15109 - Maintenance of the ship and equipment	12	0.263331
15110 - Documentation-ISM	13	0.285275
15112 - Certification, verification and control	4	0.087777
15113 - Other (ISM)	11	0.241387
16101 - Security related defects	12	0.263331
16103 - Ship security plan	4	0.087777
16104 - Ship security officer	2	0.043889
16105 - Access control to ship	19	0.416941
16107 - Other (maritime security)	50	1.097213
17101 - Other safety in general	174	3.818302
17102 - Other (SOLAS operational)	11	0.241387
17103 - Other (MARPOL operational)	2	0.043889
Total	4557	100%



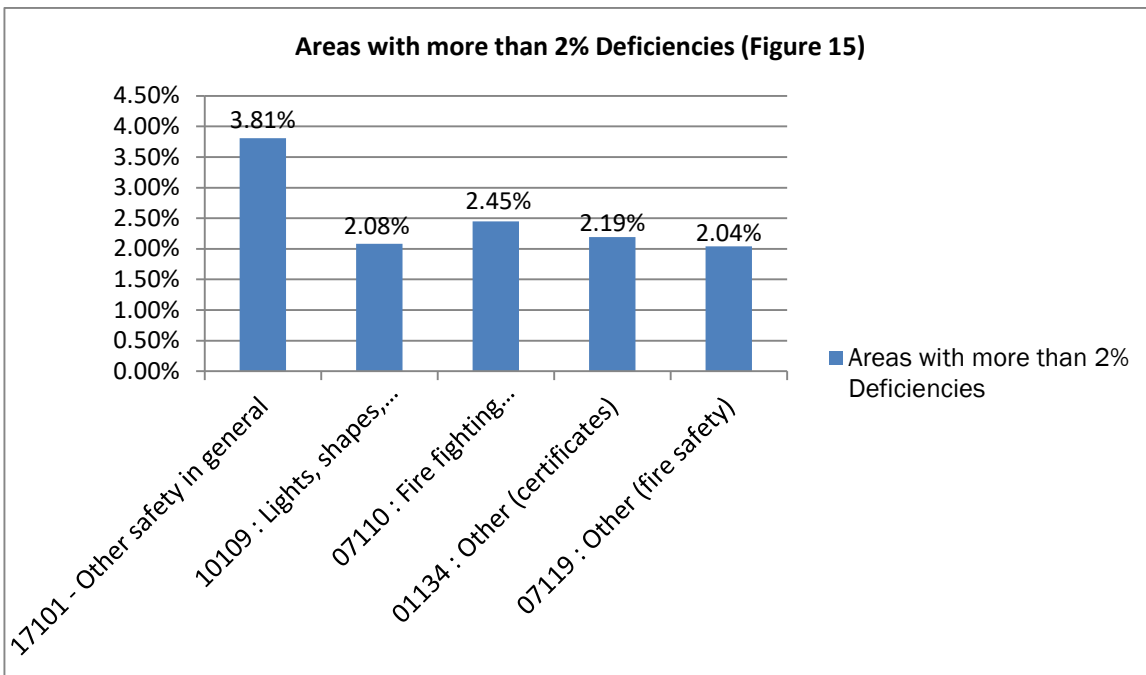


Table11 : List of Ships detained under FSI for 2022

Sr. No.	IMO Number	Gross Tonnage	Particulars of Company	Ship Name	Year Built	Ship Type	Classification Society	Date of Inspection
1	9257280	777	AMBA SHIPPING & LOGISTICS PVT LTD	MARIA 1	2003	other types of ship	IRS	05.01.2022
2	9471941	2443	Samson Maritime Limited	EMERALD	2008	offshore service vessel	IRS-ABS	12.01.2022
3	9302322	193	SEASTAR AND AMBA SHIPPING PRIVATE LIMITED	SEA STAR AMBA ONE	2003	Tugboat	IRS	25.01.2022
4	9142679	482	Van Oord India Private Limited	ANTAREJA	1995	other types of ship	IRS	27.01.2022
5	9180061	199	Paradigm Marine and Technical	PARASEA TWO	1997	tugboat	IRS	03.02.2022
6	9198018	127	Bapu Shipping	TULIP-1	2001	tugboat	IRS	13.02.2022
7	9336232	175	Peninsular Maritime India Pvt Ltd	SAGAR PRIDE	2006	other types of ship	IRS	17.02.2022
8	8318453	5455	HAL Offshore Limited	SAMUDRA SEVAK	1988	general cargo/multi-purpose ship	IRS-DNV	18.02.2022
9	8822997	163	Amaze Maritime Services Private Limited.	MAHI	1982	other types of ship	IRS	07.03.2022
10	9183441	250	S S Offshore Private Limited	SAGAR PRINCE	1997	tugboat	IRS	16.03.2022
11	8873219	129	VINDHYAWASHI NI MARINE SERVICES	CHENAB	1981	other types of ship	IRS	21.03.2022
12	9223899	12993	Shreyas Shipping Logistics Ltd..	SSL SABARIMALAI	2002	container ship	IRS	02.04.2022
13	8308458	1310	ALBATROSS SHIPPING AGENCIES INDIA PVT LTD MUMBAI.	ALBATROSS 1	1984	other types of ship	IRS	08.04.2022



14	9580924	154	Resham Singh and Company.	RESCO-5	2011	tugboat	IRS	08.04.2022
15	9320910	2310	Peninsular Maritime Pvt Ltd.	MP AHTS 1	2005	offshore service vessel	IRS	12.04.2022
16	8876479	154	Eternal Offshore Services Pvt Limited	PURNA	1982	other types of ship	IRS	27.04.2022
17	8821448	236	Vedant Ship Management India Pvt. Ltd.	JYOTSNA.S	1989	tugboat	IRS	29.04.2022
18	8924575	140	Amaze Marine Services, Mumbai	GOMTI	1981	other types of ship	IRS	25.05.2022
19	9304722	2072	Hoger Offshore and Marine Private Limited	MALAVIYA TWENTY FIVE	2006	other types of ship	IRS	02.06.2022
20	8101460	197	COMECOE	COASTAL SURVEYOR	1981	other types of ship	IRS-ABS	09.06.2022
21	9437012	1641	ALLIANZ SHIPPING PVT LTD	OLYMPUS	2007	offshore service vessel	IRS-ABS	23.06.2022
22	9215531	458	A.K SHIP MANAGEMENT AND SERVICES	AKSHIP 9	1999	tugboat	IRS	02.07.2022
23	8512085	4018	Hal Offshore Limited	SAMUDRA PRABHA	1986	Other types of ship	IRS-LR	07.07.2022
24	9620865	462	Unique Star Maritime Private Limited	WATER LILY	2012	tugboat	IRS	02.08.2022
25	9361897	1601	Gaurhari Marine Services Pvt. Ltd.	MPB-II	2006	general cargo/multi-purpose ship	IRS	23.08.2022
26	9555541	476	Triton Marine Pvt. Ltd.	MARIGOLD	2009	tugboat	IRS-NK	26.09.2022



Port State Control (PSC) of Indian Flag vessels in Foreign Ports



Member States of the prominent MoUs on Port State Control



1. Paris MoU
2. Tokyo MoU
3. Indian Ocean MoU
4. Mediterranean MoU
5. Acuerdo de Vina del Mar (Latin American MoU)
6. Caribbean MoU
7. Abuja MoU
8. Black Sea MoU
9. Riyadh MoU
10. United States Coast Guard



Port State Control (PSC) is the inspection of foreign ships in national ports to verify that the condition of the ship and its equipment comply with the requirements of international regulations and that the ship is manned and operated in compliance with these rules.

PSC inspections are intended to be a backup to flag State implementation against substandard shipping, and experience has shown that they can be extremely effective. Many IMO conventions contain provisions for Governments to inspect foreign ships that visit their ports to ensure that they meet IMO standards contained in instruments to which the port State is a Party, taking into account the concept of no-more favourable treatment.

Article 218 (1) - Enforcement by port States and Article 219 - Measures relating to seaworthiness of vessels to avoid pollution of the United Nations Convention of the Law of the Sea (UNCLOS) allows the Port State to take administrative measures against vessels which are in violation of applicable international rules and standards relating to seaworthiness of vessels and thereby threatens damage to the marine environment.

Indian Flag vessels regularly trade in the regional MOU's on port State control ie. Paris MoU; Tokyo MoU; Acuerdo de Viña del Mar; Caribbeanaribbean MoU; Abuja MoU; Black Sea MoU; Mediterranean MoU; Indian Ocean MoU; Riyadh MoU and the PSC Regime of The United States Coast Guard. All Indian vessels which undergoes PSC inspections at Foreign Ports have to mandatorily upload the inspection reports on the [fsidgs.dgshipping.gov.in](https://www.fsidgs.dgshipping.gov.in) website.

In case of detention the PSC Cell of the DGS has to be informed by the company and Recognised organization of the vessel immediately.

The Merchant Shipping Notice 4 Of 2017 dated 18.05.2017 issued by the Directorate General of Shipping rewards quality Indian vessels which have satisfactorily undergone all PSC inspection (since last general examination or Flag State Inspection) under Paris MOU, USCG or in countries such as Australia, China, Hong Kong, Japan, Singapore, Republic of Korea, New Zealand and Canada (under Tokyo MOU), without any detainable deficiency and total number of deficiencies not exceeding five (5) exemption from next FSI/General Examination.

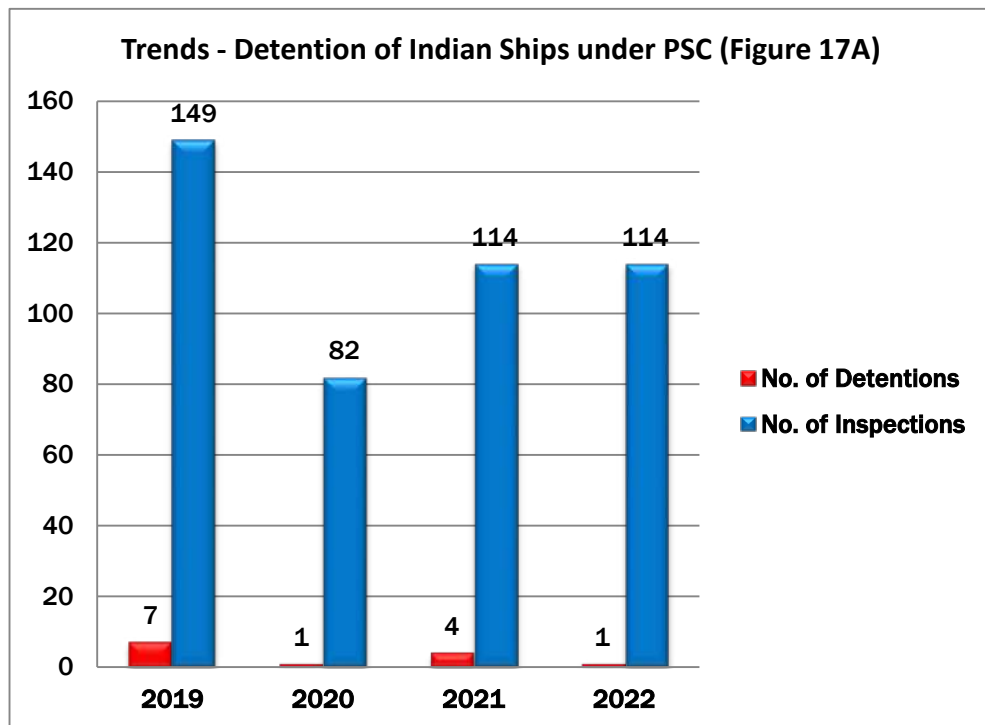
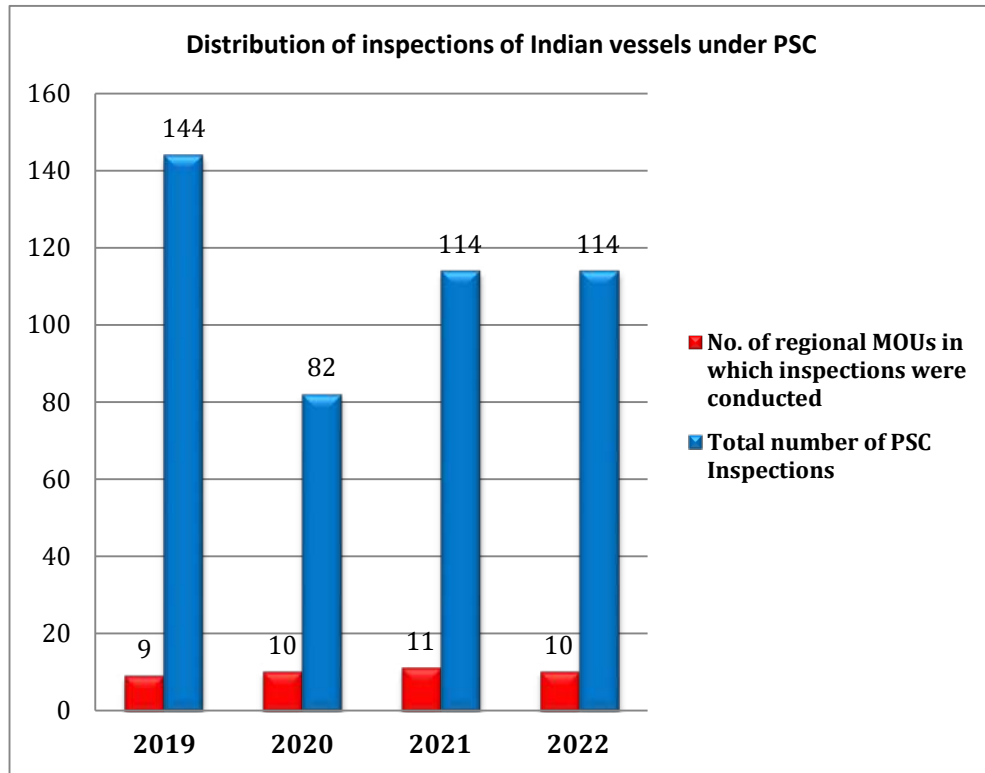
The year 2022 has seen a general increase in PSC inspections worldwide post the slump in inspections due to the Covid pandemic in the previous two years. There were a total of 114 inspections in 10 PSC regimes worldwide. Twenty four out of the 114 inspections (constituting about 16% of all the inspections) were conducted in IOMOU PSC regime.

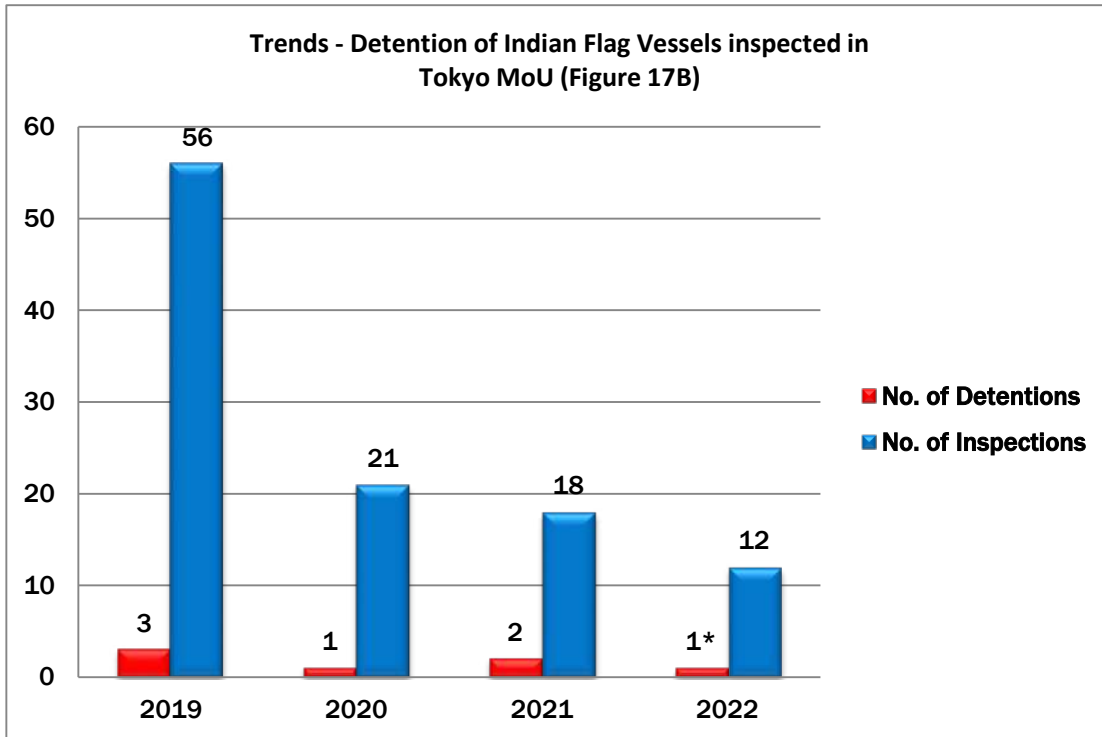
Compared to 3 detentions in 2021, there was 1 detention in 2022 and in terms of detention rate, it constituted 0.87 % detention rate compared to 2.63% in 2021. The 114 inspections resulted in about 160 deficiencies that is about 1.4 deficiencies per vessel. 64.40% of all inspected vessels resulted in nil deficiencies.



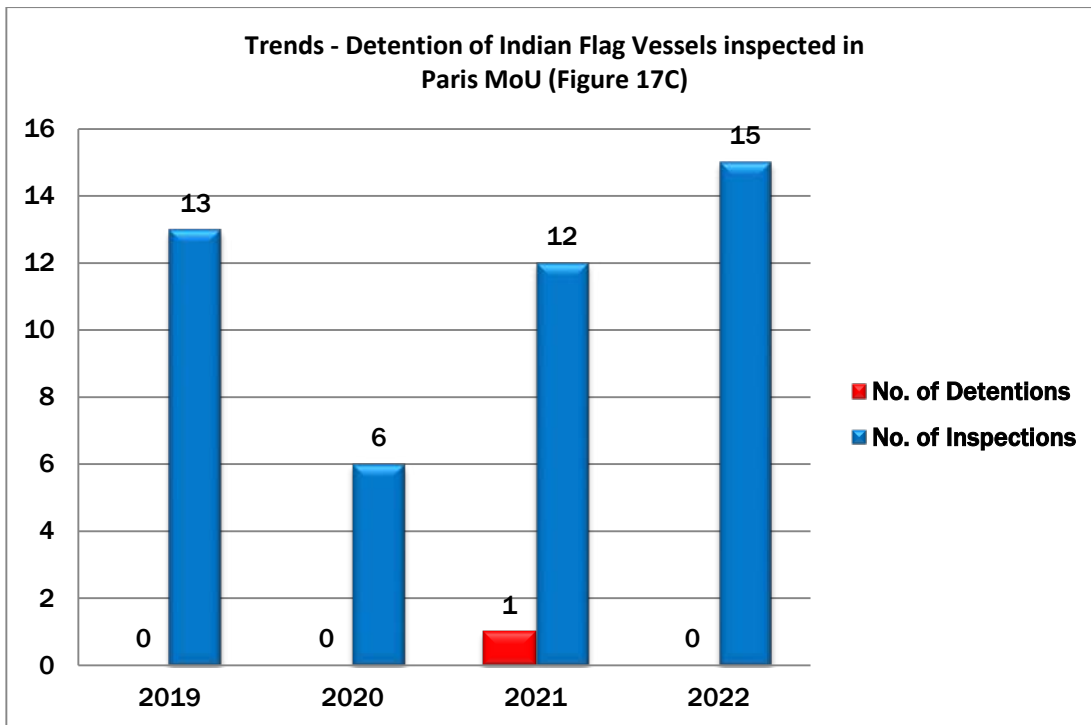
Detention and Detention Trends of Indian Ships

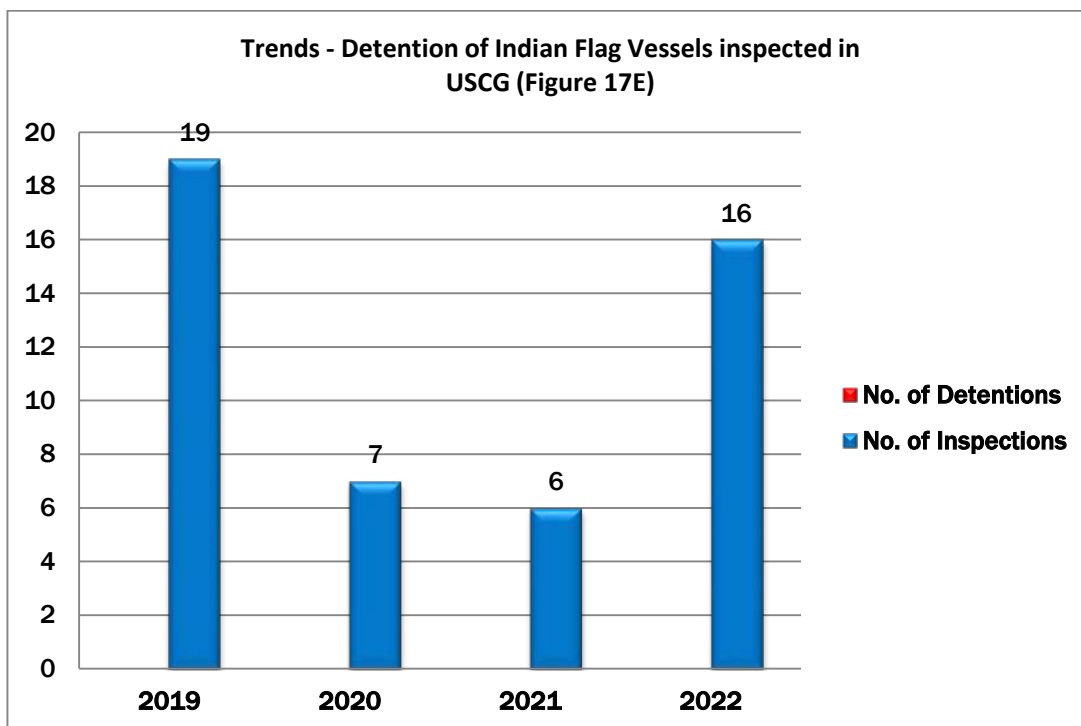
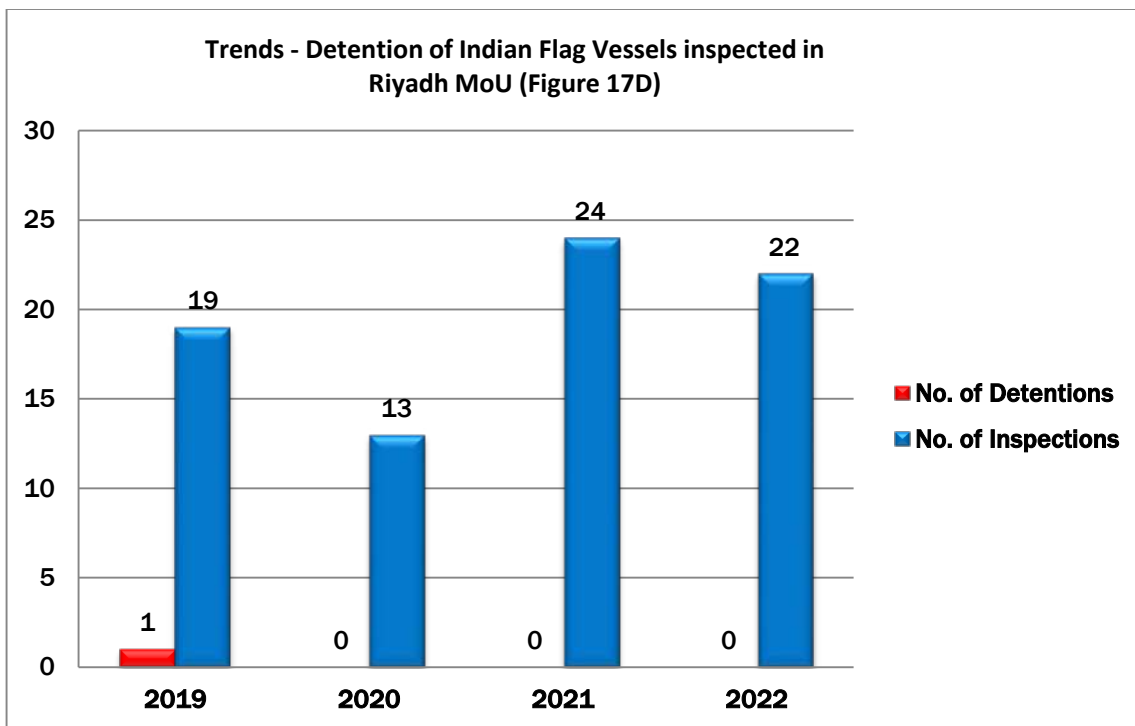
Distribution of inspections of Indian vessels under PSC (Figure 16)

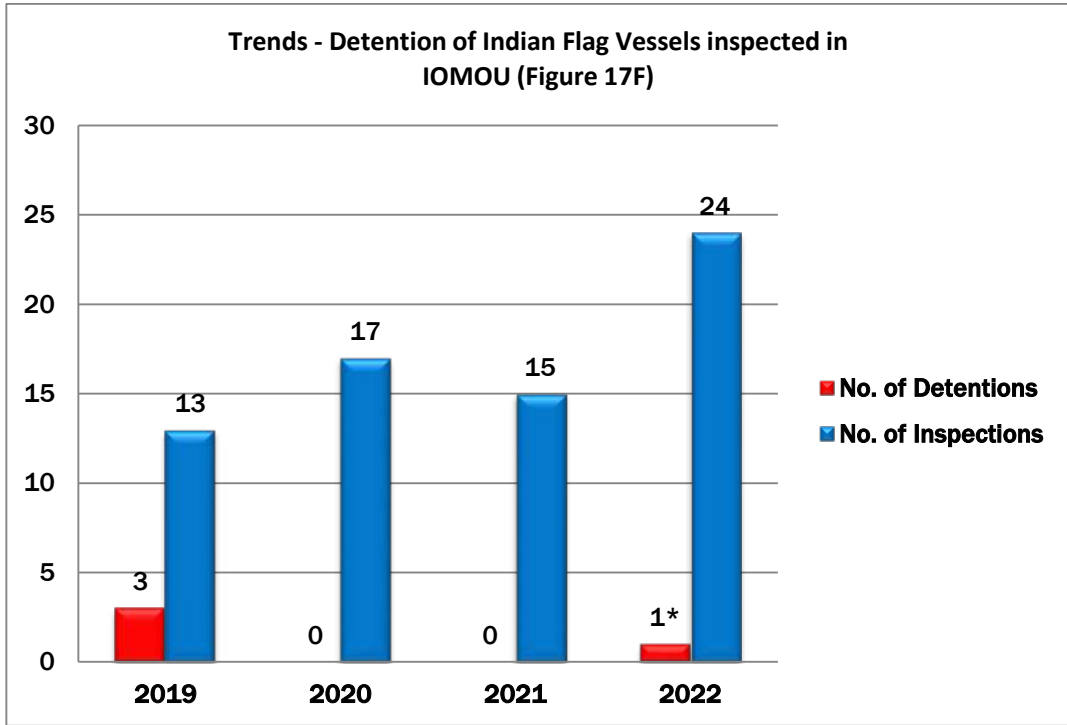




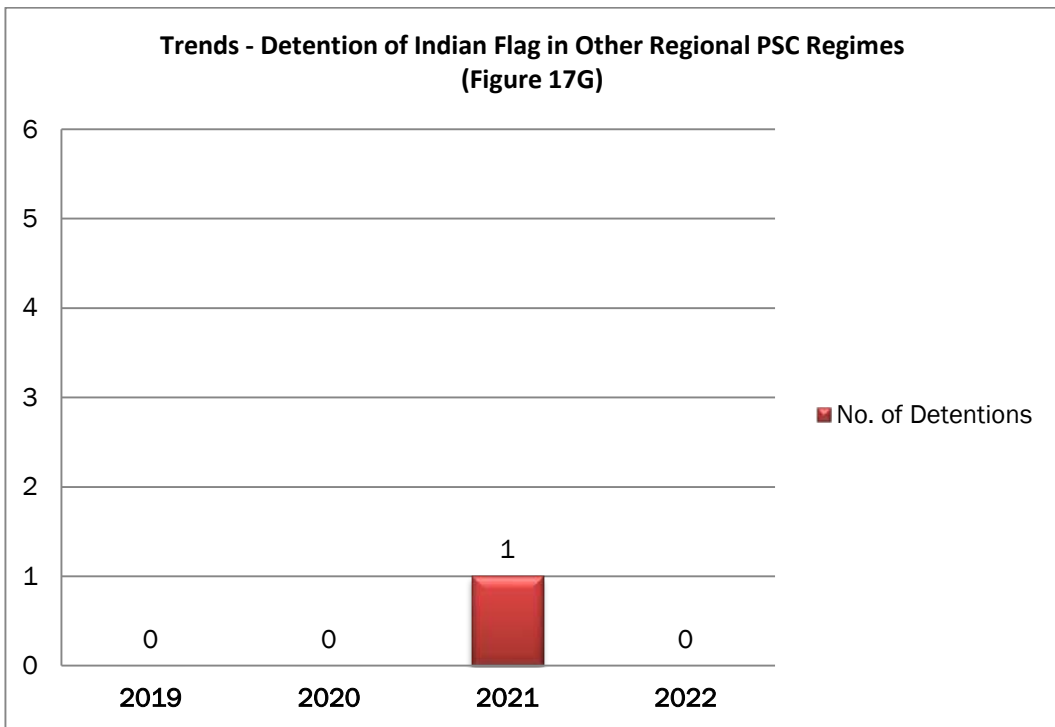
* Detention under AMSA reflected in both Tokyo and Indian Ocean MOUs







* Detention under AMSA reflected in both Tokyo and Indian Ocean MOUs



Performance of Indian Flag Vessels inspected under various PSC Regimes

Table12 : Performance in various Regional PSC Groups					
Total Inspections/ Inspections under PSC Regimes	Number of Inspections	Number of Detentions	Avg. Deficiency Index	Nil-Deficiency Rate	
Abuja MOU	2	0	0	100	
AMSA*	3*	1*	3.5	33.33	
Black Sea MOU	8	0	2.5	25	
Caribbean	2	0	3.5	50	
IOMOU	24	0	0.04	95.83	
MED-MOU	6	0	4.5	66.67	
Paris MOU	15	0	1.67	53.33	
Riyadh MOU	22	0	1.64	59.09	
Tokyo MOU	12	0	1.83	58.33	
USCG	16	0	0.37	68.75	
VINA-DEL-MAR	3	0	0.67	33.33	
Total	114	1	1.40	64.04	

* All inspections under AMSA is uploaded in both Tokyo and Indian Ocean MOUs

PERFORMANCE OF INDIAN SHIPS: AGE BASED

Table 13A : Age based Performance of Indian Vessels				
Type of Vessel and Age Bracket	Number of Inspections	Number of Detentions	Avg. Deficiency Index	Nil-Deficiency Rate
0-5 Years	3	0	0.33	66.67
6-15 Years	70	1	1.51	68.57
16-25 Years	41	0	1.29	56.08
All	114	1	1.40	64.04

Table 13B : Age based Performance of Bulk Carriers				
Type of Vessel and Age Bracket	Number of Inspections	Number of Detentions	Avg. Deficiency Index	Nil-Deficiency Rate
0-5 Years	3	0	0.33	66.67
6-15 Years	38	1	2.03	63.16
16-25 Years	19	0	1.47	42.11
All	60	1	1.77	56.67



Table 13C : Age based Performance of Gas Carriers

Type of Vessel and Age Bracket	Number of Inspections	Number of Detentions	Avg. Deficiency Index	Nil-Deficiency Rate
0-5 Years	0	-	-	-
6-15 Years	1	0	1	100
16-25 Years	0	-	-	-
All	1	0	1	100

Table 13D : Age based Performance of Other Type Vessels

Type of Vessel and Age Bracket	Number of Inspections	Number of Detentions	Avg. Deficiency Index	Nil-Deficiency Rate
0-5 Years	0	0	-	-
6-15 Years	5	0	0.2	80
16-25 Years	2	-	0	100
All	7	0	0.14	85.71

Table 13E : Age based Performance of Oil Tankers

Type of Vessel and Age Bracket	Number of Inspections	Number of Detentions	Avg. Deficiency Index	Nil-Deficiency Rate
0-5 Years	0	-	-	-
6-15 Years	25	0	1.08	76
16-25 Years	17	-	0.94	70.59
All	42	0	1.02	73.81

Table 13F : Age based Performance of General Cargo Vessels

Type of Vessel and Age Bracket	Number of Inspections	Number of Detentions	Avg. Deficiency Index	Nil-Deficiency Rate
0-5 Years	0	-	-	-
6-15 Years	1	-	-	-
16-25 Years	0	0	4	-
All	1	0	4	-

Table 13G : Age based Performance of Container Vessels

Type of Vessel and Age Bracket	Number of Inspections	Number of Detentions	Avg. Deficiency Index	Nil-Deficiency Rate
0-5 Years	0	-	-	-
6-15 Years	2	-	-	50
16-25 Years	0	0	2.5	-
All	2	0	2.5	50



Table 13H : Age based Performance of Offshore Service Vessel

Type of Vessel and Age Bracket	Number of Inspections	Number of Detentions	Avg. Deficiency Index	Nil-Deficiency Rate
0-5 Years	0	-	-	-
6-15 Years	1	-	0	100
16-25 Years	0	-	-	-
All	1	0	0	100

Table 14: Performance of Recognized Organizations

Recognized Organization	Number of Inspections	Number of Detentions	Avg. Deficiency Index	Nil-Deficiency Rate
IRS	31	0	0.68	80.65
IRS-ABS	30	0	0.83	60
IRS-BV	2	0	6.5	-
IRS- DNV	23	1	1.83	60.87
IRS-LR	17	0	2.53	58.82
IRS-NK	9	0	0.78	55.56
IRS-KRS	1	0	0	100
IRS-RMRS	1	0	9	-
All	114	1	1.40	63.16

Trends - Detention by ROs (Figure 18)

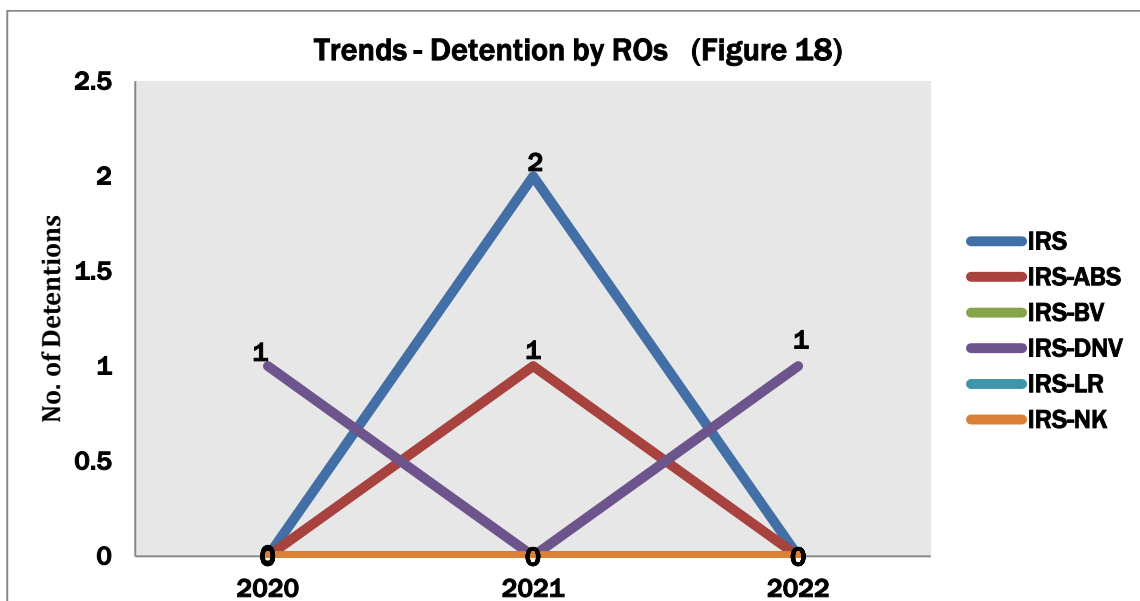


Table 15: Performance of Indian Shipping Companies

Company	Number of Inspections	Number of Detentions	Avg. Deficiency Index	Nil-Deficiency Rate
ASP Ship Management (India) Pvt. Ltd	3	0	2.33	66.67
FIVE STARS SHIPPING CO.PVT.LTD	13	0	1.31	46.15
Seven Islands Shipping Ltd	6	0	0.33	83.33
SYNERGY OCEANIC INDIA PRIVATE LIMITED	3	0	0.33	66.67
SIMA MARINE INDIA PVT. LTD.	1	0	0	100
Fleet Management India Pvt. Ltd.	1	0	9	-
SEAVANTEK SHIPPING SERVICES PVT. LTD. INDIA	1	0	0	100
SAI SHIPPING CO. P.LTD	1	0	4	-
SANMAR SHIPPING LTD	1	0	0	100
Ship Management	1	0	0	100
THE INDIA CEMENTS LTD, SHIPPING DIVISION, CHENNAI	2	0	1.5	100
SHIPPING	1	0	0	100
THE GREAT EASTERN SHIPPING CO LTD	68	0	0.72	72.06
GREATSHIP INDIA LTD	1	0	0	100
The Shipping Corporation of India Ltd.	4	0	11.25	-
TOLANI SHIPPING COMPANY LIMITED	2	0	1	100
TW Ship Management Private Limited	3	1	4.67	-
Transworld Ship Management Private Limited.	1	0	5	-
VRIDHI MARITIME PRIVATE LIMITED	1	0	2	-
Total	114	1	1.40	63.16



List of Detainable deficiencies observed during the PSC Inspection of Indian Flag Ships

Description of Detainable Deficiencies by Category

Sr. No.	Code	Nature of Deficiency	Deficiency Description	Deficiencies Main Head
01	17101	Other safety in general	Emergency preparedness. The SMS as implemented does not ensure that the ISMC/58 vessel can effectively respond to hazards and emergency situations, as evidenced by deficiencies 1,2,3,4,5,7,9 and 10	Others

List of Indian Flag Ships detained under Port State Control for 2022

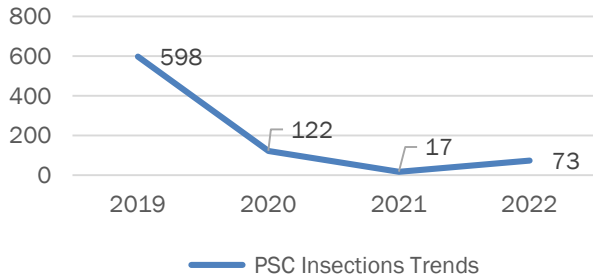
List of Indian Flag Ships detained under Port State Control (Table 16)

Sr. No.	Date of Inspection	IMO No.	Ship Name	Name of Owner	GT	Year Built	Ship Type	RO	Place of Inspection	MOU
1	05.08.2022	9455399	TBC KAILASH	TW SHIP MANAGEMENT PRIVATE LIMITED	22358	2010	Bulk Carrier	IRS- DNV	Townsville, QLD	Australian Maritime Safety Authority

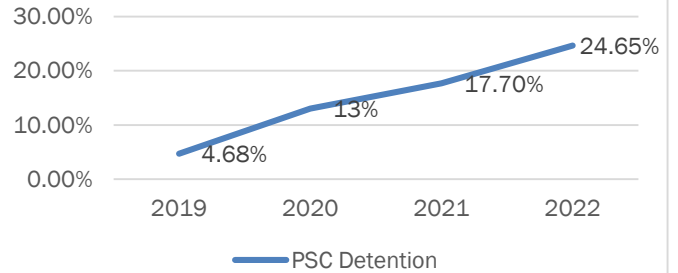


ANNUAL REPORT 2022

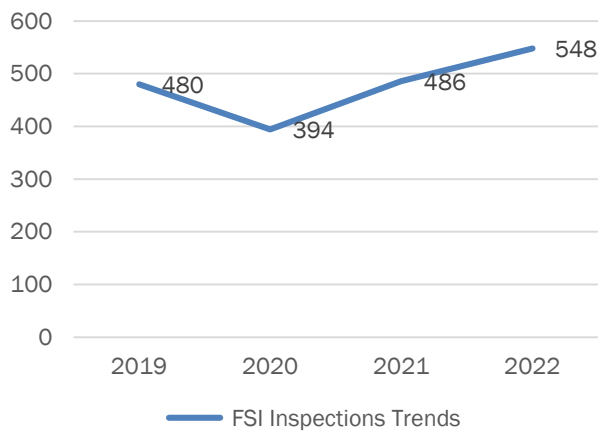
PSC Inspection Trends India



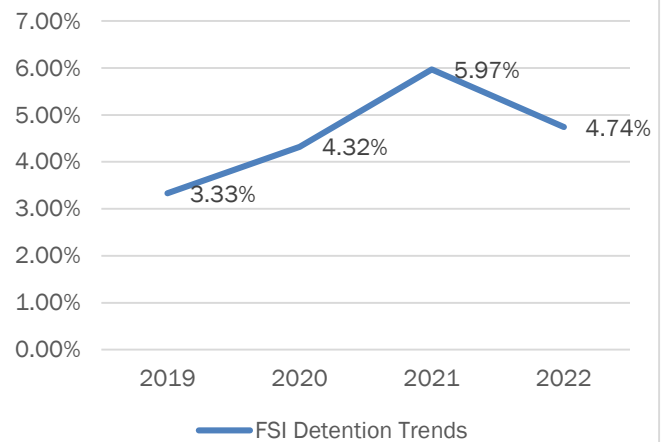
PSC Detention Trends



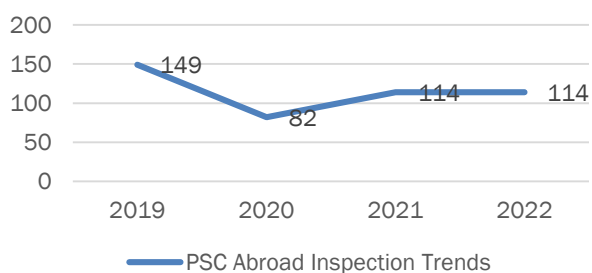
FSI Inspections Trends India



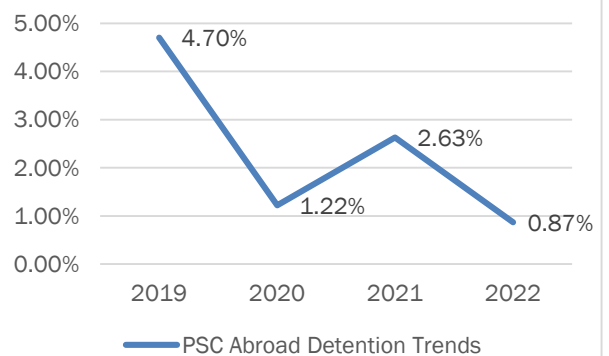
FSI Detention Trends



PSC Abroad Inspection Trends India



PSC Abroad Detention Trends







Further information may be obtained from:

**Port State Control Cell,
Directorate General of Shipping**
9th Floor, Beta Building,
I-Think Techno Campus,
Kanjurmarg (East),
Mumbai - 400 042 (India)

Tel. No. : 91-22-25752040/41/42/43/45

Fax. No. : 91-22-25752029/35

Email : dgship-dgs@nic.in
psc-dgs@nic.in

Website : www.dgshipping.gov.in



