



भारत सरकार

GOVERNMENT OF INDIA

पत्तन,पोत परिवहन और जलमार्ग मंत्रालय

MINISTRY OF PORTS SHIPPING AND WATERWAYS

नौवहन महानिदेशालय

DIRECTORATE GENERAL OF SHIPPING

PORT STATE CONTROL

&

FLAG STATE INSPECTION



ANNUAL REPORT 2023



**Directorate General of Shipping  
(Indian Maritime Administration)**

This work is copyright. It may be reproduced in whole or part subject to the inclusion of an acknowledgment of the source, but not for commercial usage or sale.

Further information may be obtained from:

Port State Control Cell,  
**Directorate General of Shipping**  
9th Floor, Beta Building,  
i-Think Techno Campus,  
Kanjurmarg (East),  
Mumbai - 400 042 (India)

Tel. No.: 91-22-25752040/41/42/43/45  
Fax. No.: 91-22-25752029/35  
Email: [dgship-dgs@nic.in](mailto:dgship-dgs@nic.in); [psc-dgs@nic.in](mailto:psc-dgs@nic.in)

This report is available on The Directorate General of Shipping website: [www.dgshipping.gov.in](http://www.dgshipping.gov.in)

IOMOU detention data is available on Indian Ocean Memorandum of Understanding (IOMOU)  
on Port State Control website: [www.iomou.nic.in](http://www.iomou.nic.in)



Published by:  
The Port State Control & Flag State Implementation Cell  
The Directorate General of Shipping,  
9th Floor, Beta Building,  
i-Think Techno Campus,  
Kanjurmarg (East),  
Mumbai- 400042

## *Message from The Director General of Shipping*

India aims to become a Maritime superpower of the 21<sup>st</sup> century and in this endeavour we have already progressed significantly with the implementation of Maritime India Vision 2030 which was launched in 2021, and the AmritKaal Vision 2047 provides for a more comprehensive roadmap for maritime transformation in the next 25 years. This aim requires the Directorate General of Shipping as the Maritime Administration of India to have robust mechanisms in place to ensure that its' treaty obligations as a Flag, Port and Coastal state are met.



With a coastline spanning over 7,500 kilometers, India's maritime heritage and its strategic location underscore its destiny as a leading maritime nation. Throughout our nation's history, the maritime sector has played a crucial role in our economic development. As global trade flourishes across the oceans, the imperative for robust regulations to ensure safe, sustainable, and efficient shipping grows ever more significant. India, with its international obligations, proudly assumes its responsibilities as a Flag State, Port State, and Coastal State to uphold and enhance these standards.

As the Maritime Administration for the nation, the Directorate General of Shipping plays a pivotal role as an enabler, facilitator, and regulator in overseeing all maritime activities. The Maritime India Vision 2030 continues to serve as our strategic blueprint, aligned with the International Maritime Organization's (IMO) objectives and the United Nations' Sustainable Development Goals (SDGs). Our focus remains on positioning India as a global leader in maritime governance, balancing growth with environmental stewardship.

As the world navigates the post-pandemic recovery, the year 2023 has witnessed a substantial return to pre-pandemic operations. Port State Control inspections have increased steadily, reaffirming our commitment to ensuring compliance with IMO regulations. The Directorate has worked tirelessly to fulfill its international obligations, striving to maintain the highest standards for vessels under the Indian Flag and those foreign flag vessels entering Indian waters.

A key area of focus for the Directorate continues to be the digital transformation of its processes. Through comprehensive digitization and data-driven initiatives, we aim to

enhance our oversight capabilities, ensuring that all vessels under the Indian Flag adhere to the strictest international and national standards. These efforts are complemented by our role as a founding member of the Indian Ocean Memorandum of Understanding (IOMOU), through which we enhance Port State Control inspections to safeguard not only India's ports but also the broader Indian Ocean region from maritime pollution and substandard vessels.

In 2023, the Directorate remained firmly committed to protecting India's strategic maritime assets, waterways, and fragile marine ecosystems. We are resolute in our determination to eradicate substandard shipping along our coastline and ensure that India's ports serve as pillars of maritime safety and sustainability.

This annual report provides a detailed analysis of the inspections conducted on Indian-flagged vessels both domestically and internationally, as well as foreign-flagged vessels in Indian ports. It is my hope that stakeholders will engage deeply with the insights provided, fostering continuous improvement in safety, security, and environmental protection measures.

I commend the efforts of the dedicated officers and staff of the Directorate in producing this Annual PSC/FSI Report for 2023, and I trust that it will serve as a valuable resource in our shared mission of advancing safe, secure, and sustainable shipping.

**Shri Shyam Jagannathan, IAS**

Director General of Shipping cum

Additional Secretary to The Govt. of India

## *Foreword by The Chief Surveyor*

Dear maritime colleagues and esteemed stakeholders,

It is with great pride that I present the Annual Port State Control (PSC) and Flag State Implementation (FSI) Report for the year 2023. This report provides a thorough analysis of the maritime industry's performance, highlighting the resilience and adaptability shown during these times of global recovery.



I trust this document will stand as a testament to the steadfast commitment of all stakeholders as we collectively strive to advance maritime safety and operational excellence.

The year 2023 unfolded as another critical period in the maritime industry, as we progressed towards complete normalisation from the impacts of the Covid-19 pandemic. Port State Control and Flag State Inspections and statutory surveys that were impaired during the previous years resumed with renewed vigour testing the compliance levels and preparedness of the vessels to pass these tests. It is truly commendable to see the industry rise to these challenges, emerging stronger and with renewed focus on safety and innovation.

This Annual Report 2023 compiles the results of Flag State Inspections carried out in India, PSC inspections conducted on Indian-flagged vessels worldwide, as well as PSC inspections of foreign-flagged vessels entering Indian ports. It goes beyond presenting mere statistics, offering an in-depth analysis of inspection findings, regulatory trends, and the deficiencies identified. The report reflects the collective dedication of key stakeholders—shipowners, seafarers, classification societies, flag administrations, and port state authorities. The insights presented are indispensable as we shape future strategies, refine safety protocols, and promote continuous improvement across all maritime operations.

In 2023, India conducted 571 PSC inspections of foreign vessels visiting our ports, identifying 2353 deficiencies, or an average of 4.82 deficiencies per ship. Among these vessels, 128 exhibited no deficiencies, while 39 were detained, resulting in a detention rate of 19.23%. Concurrently, 610 initial FSI inspections were carried out on Indian-flagged vessels, uncovering 5051 deficiencies—an average of 12.07 deficiencies per vessel. Unfortunately, 41 vessels were detained, marking a detention rate of 6.72%.

Of particular note is the global recovery in PSC inspection activities during 2023, following the Covid-induced downturn in previous years. Indian-flagged vessels were subject to 130

inspections across 11 international PSC regimes, resulting in eight detentions which is a marked increase from the number of detentions in 2022 with an increased detention rate of 6.15% compared to 0.87% in 2022. Furthermore, 2.13 deficiencies per vessel were recorded, with 51.53% of vessels inspected being deficiency-free.

In the post-pandemic world, our approach to maritime safety and security has evolved, calling for a reassessment of existing protocols and the introduction of new practices. As the Chief Surveyor, I am encouraged by the industry's willingness to adapt, innovate, and embrace measures that not only meet compliance requirements but also raise the bar for overall operational standards. The proactive engagement of stakeholders in driving excellence in maritime operations is truly commendable.

I extend my sincere appreciation to the dedicated professionals within the Directorate whose efforts have made this report possible. Their thorough analysis and insights will provide valuable guidance to decision-makers and maritime practitioners alike, as we navigate the complexities of an ever-evolving global landscape.

As we look to the future, let us draw inspiration from the lessons learned and remain united in our shared mission to prioritize safety, environmental sustainability, and the welfare of our seafarers. Together, we can steer the maritime industry towards a more resilient, efficient, and sustainable future.

Thank you for your continued dedication to maritime safety and excellence.

**Shri Ajithkumar Sukumaran**

Chief Surveyor cum  
Addl. Director General (Technical)  
with The Govt. of India

## Keywords

- **Average Deficiency Index:** It is the ratio of total number of deficiencies of all ships to the total number of inspections of all ships in that category.
- **Detention Rate:** It is the percentage of the total number of detained vessels to the total number of inspections of all ships in that category.
- **Nil Deficiency Rate:** It is the percentage of the total number of inspected vessels with nil deficiency to the total number of inspections of all ships in that category.




Sr. No.	TABLE OF CONTENTS		Pg. No.
Section			
<b>1</b>	<b>Port State Control (PSC) in India</b>		1
	Trend Analysis of Port State Inspection Statistics		2
	Number of PSC Inspections in last 4 years	Figure 1	3
	Comparison of PSC Inspections by district	Figure 1A	3
	Number of PSC Inspections by Kolkata District	Figure 2A	4
	Number of PSC Inspections by Mumbai District	Figure 2B	4
	Number of PSC Inspections by Chennai District	Figure 2C	4
	Number of PSC Inspections by Kochi District	Figure 2D	4
	Number of PSC Inspections by Kandla District	Figure 2E	4
	<b>Overall PSC Performance Trends</b>		5
	PSC Performance	Table 1	5
	Number of PSC Detentions	Figure 3	5
	Detention Rate	Figure 4	5
	Performance parameter: Avg. deficiencies/ship	Figure 5A	5
	Performance parameter: Nil Deficiency index	Figure 5B	5
	<b>Trend analysis of Performance parameter : Ship-type</b>		6
	Comparison of Detentions to Inspections: Bulk Carriers	Figure 6A	6
	Comparison of Detentions to Inspections : Chemical Tankers	Figure 6B	6
	Comparison of Detentions to Inspections : Container Ship	Figure 6C	6
	Comparison of Detentions to Inspections : General Cargo/Multi-purpose vessels	Figure 6D	6
	Trends - comparison of Detentions to Inspections : GAS Carrier	Figure 6E	7
	Trends - comparison of Detentions to Inspections : Gas/NLS tanker	Figure 6F	7
	Comparison of Detentions to Inspections: Oil Tankers	Figure 6G	7
	Trends - comparison of Detentions to Inspections :Oil Chemical Product tanker	Figure 6H	7
	Trends - Comparison of Detentions to Inspections : Ro- Ro Cargo	Figure 6I	8
	Trends _ Comparison of Detentions to Inspections : Tug Boat	Figure 6J	8
	Trends _ Comparison of Detentions to Inspections : Other Types of Ship	Figure 6K	8
	Trends - comparison of Detentions to Inspections : Heavy loaded Carrier	Figure 6L	8
	Trend analysis of Performance parameter : Age		9
	Performance Parameters : Age category 0-12 Years	Table 2A	9
	Performance Parameters : Age category 13-20 Years	Table 2B	9
	Performance Parameters : Age category over 20 Years	Table 2C	10
	Trends - Percentage of vessels inspected: Age 0-12 years	Figure 7A	10
	Trends - No. of detentions: Age 0- 12 years	Figure 7B	10
	Trends - Percentage of vessels inspected: Age 13-20 years	Figure 7C	10

	Trends - No. of detentions: Age 13-20 years	Figure 7D	10
	Trends - Percentage of vessels inspected: Age over 20 years	Figure 7E	11
	Trends - No. of detentions: Age over 20 years	Figure 7F	11
	Trends - Performance parameters: Nil-deficiency rate	Figure 7G	11
	<b>Trends Analysis of RO based Performance parameters</b>		12
	Performance: Recognized Organization	Table 3A	12
	Performance: Recognized Organizations based on IACS Membership	Table 3B	12
	Trends - Performance parameters of RO with IACS Membership	Figure 8A	13
	Trends - Performance parameters of RO with non-IACS Membership	Figure 8B	13
	Trends - Performance parameters of Inspected ships with ABS as RO	Figure 8C	14
	Trends- Performance parameters of Inspected ships with BV as RO	Figure 8D	14
	Trends - Performance parameters of Inspected ships with IRS as RO	Figure 8E	14
	Trends - Performance parameters of Inspected ships with KRS as RO	Figure 8F	15
	Trends - Performance parameters of Inspected ships with DNV-GL(AS) as RO	Figure 8G	15
	Trends - Performance parameters of Inspected ships with LR as RO	Figure 8H	15
	Trends - Performance parameters of Inspected ships with NK as RO	Figure 8I	16
	Trends - Performance parameters of Inspected ships with RINA as RO	Figure 8J	16
	Performance of Flag State		17
	List of Ships Detained under PSC in 2023		18-19
	IOMOU CONCENTRATED INSPECTION CAMPAIGN ON FIRE SAFETY- Carried out in INDIA between- 01.09.2023 TO 30.11.2023		20
<b>2</b>	<b>Flag State Inspection of Indian Ships</b>		21-22
	FSI Statistics for 2023		23
	Percentage of G.I carried out by RO's abroad	Figure 10	23
	Distribution of FSI Inspections across regions	Figure 11	23
	Trends - Comparison of FSI/GI Inspections and Detentions from 2020-2023	Figure 12A	24
	Trends - Detention Rate in FSI Inspections from 2020-2023	Figure 12B	24
	Flag State Inspection Performance based on Ship Type	Table 4	25
	Trends - Comparison of FSI Inspections and Detentions of Bulk Carriers from 2020-2023	Figure 13A	25
	Trends - Comparison of Detention rate of Bulk Carriers from 2020-2023	Figure 13B	25
	Trends - Comparison of FSI Inspections and Detentions of Oil Tankers from 2020-2023	Figure 13C	26
	Trends - Comparison of Detention rate of Oil Tankers from 2020-2023	Figure 13D	26
	Trends - Comparison of FSI Inspections and Detentions of Tug boats/Pilot launch from 2020-2023	Figure 13E	27
	Trends - Comparison of Detention rate of Tug boats/Pilot launch from 2020-2023	Figure 13F	27
	Trends - Comparison of FS Inspections and Detentions of other types of ship from 2020-2023	Figure 13G	28

	Trends - Comparison of Detention rate of Other type of ship from 2020-2023	Figure 13H	28
	General Inspection Abroad Performance based on Ship Type	Table 5	29
	FSI Performance of ships up to 500GT	Table 6A	29
	FSI Performance of ships of above 500GT and below 3000 GT	Table 6B	29
	FSI Performance of ships more than 3000 GT	Table 6C	30
	FSI Performance of ships up to 5 years of age	Table 7A	30
	FSI Performance of ships above 5 years & up to 15 years of age	Table 7B	30
	FSI Performance of ships above 15 years & up to 25 years of age	Table 7C	31
	FSI Performance of ships more than 25 years of age	Table 7D	31
	<b>FSI Performance of Recognized Organizations</b>		32
	FSI Performance– Recognized Organization	Table 8	32
	<b>FSI Performance of Shipping Companies</b>		33
	FSI Performance of Shipping Companies	Table 9	33-37
	<b>Trend Analysis of Performance parameters: Inspections</b>		38
	Trends - Performance parameters: IRS	Figure 14 A	38
	Trends - Performance parameters: ABS	Figure 14B	38
	Trends - Performance parameters: IRS-BV	Figure 14C	38
	Trends - Performance parameters: DNV	Figure 14D	38
	Trends - Performance parameters: LR	Figure 14E	39
	Trends - Performance parameters: IRS-NKK	Figure 14F	39
	Trends - Performance parameters: KRS	Figure 14G	39
	Trends - Performance parameters: RINA	Figure 14H	39
	<b>Trend Analysis of Flag State Inspection Statistics</b>		40
	Distribution of Deficiencies across Deficiency Codes (FSI & GI)	Table 10	40-46
	Deficiencies by type	Figure 15	47
	Flag State Inspection Performance based on Ship Type	Figure 15A	47
	List of Ships detained under FSI for 2023	Table11	48-50
<b>3</b>	<b>PORT STATE CONTROL (PSC) of Indian Flag vessels in Foreign Ports</b>		51
	Prominent MOU's on Port State Control		52-53
	Distribution of inspections of Indian vessels under PSC	Figure 16	54
	Trends - Detention of Indian Ships under PSC	Figure 17A	54
	Trends - Detention of Indian Flag Vessels inspected in Tokyo MoU (Figure 17B)	Figure 17B	55
	Trends - Detention of Indian Flag Vessels inspected in Paris MoU	Figure 17C	55
	Trends - Detention of Indian Flag Vessels inspected in Riyadh MoU	Figure 17D	56
	Trends - Detention of Indian Flag Vessels inspected in USCG	Figure 17E	56
	Trends - Detention of Indian Flag Vessels inspected in IOMOU	Figure 17F	57

	Trends - Detention of Indian Flag in Other Regional PSC Regimes	Figure 17G	57
	<b>Performance of Indian Flag Vessels inspected under various PSC Regimes</b>		58
	Age based performance of Indian Vessels	Table 13A	58
	Age based performance of Bulk Carriers	Table 13B	58
	Age based performance of Gas Carriers	Table 13 C	59
	Age based performance of Other type vessel	Table 13D	59
	Age based performance of Oil Tankers	Table 13E	59
	Age based performance of General Cargo Vessels	Table 13 F	59
	Performance of Recognized Organizations	Table 14	60
	Trends - Detention by ROs	Figure 18	60
	Performance of Indian shipping companies	Table 15	61
	<b>List of Detainable deficiencies observed during the PSC Inspection of Indian Flag ships</b>		62
	Description of Detainable Deficiencies by Category		62-65
	<b>List of Indian Flag Ships Detained under Port State Control for 2023</b>		66
	List of Indian Flag Ships detained under Port State Control	Table 16	66
	<b>Annual Report - 2022</b>		67
	Misc. Deficiency Photographs		68

# Port State Control (PSC) of Foreign Flag Vessels in India



## Trend analysis of Port State Inspection Statistics

The Indian Ocean Memorandum of Understanding (IOMOU) on Port State Control (PSC) plays a crucial role in ensuring that substandard ships are identified and eliminated from the region. India, as a member of IOMOU, upholds its commitments under international conventions to inspect foreign vessels at its ports and ensure compliance with safety, environmental, and crew standards as specified in the applicable laws.

To achieve the above objectives, Indian law under various sections of the Merchant Shipping Act, 1958 gives power to Indian Port State surveyors to inspect foreign ships when in Indian ports for compliance to various applicable International Conventions.

Section 342 of Merchant Shipping Act, 1958 gives powers to detain a sub- standard ship and Section 334 states that “A ship is ‘unseaworthy’ within the meaning of this Act when the materials of which she is made, her construction, qualifications of the master, the number, description and qualifications of the crew including officers, the weight, description and stowage of the cargo and ballast, the condition of her hull and equipment, boilers and machinery are not such as to render her in every aspect fit for the proposed voyage or service”.

India has been carrying out its commitment to identify and eliminate sub-standard shipping year on year and has been publishing the results of Port State inspections annually. In the calendar year 2023, India conducted 571 initial inspections.

Though these inspections were conducted on various types of vessels, majority were conducted on Bulk Carriers, that is, about 48.68 % of the total number of initial inspections. More than 79 % of all vessels inspected were less than 20 years of age. There were a total of 2353 deficiencies identified during these 571 initial inspections constituting an average of 4.82 deficiencies per ship. 128 ships were found without any deficiencies.

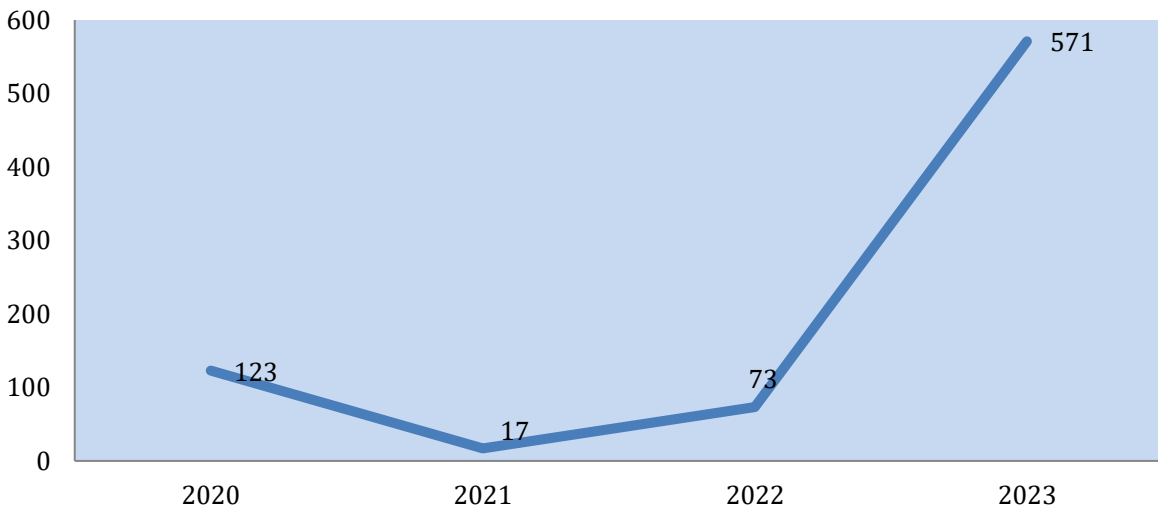
There were a total of 39 detentions constituting a detention rate of 6.83 %. During the period 52 nos of Oil Tankers were inspected and 10. Nos vessels were detained constituting a detention rate of 19.23%, 5 Nos. of Tugs were inspected and 3 vessels were detained which constitute a detention rate of 60 % .

The Concentrated Inspection Campaign (CIC) on Fire Safety was carried out in the Indian Ocean MOU region between 1 September 2023 and 30 November 2023. The CIC was aimed to determine if ships meet the mandatory requirements for fire safety prescribed in the International Convention for the Safety of Life at Sea (SOLAS) and the International Code for Fire Safety Systems (FSS Code). This campaign was conducted in conjunction with the CIC carried out by the Tokyo MoU, Paris MoU and other MoUs. India carried out CIC on 173 vessels which resulted in 3 detentions.

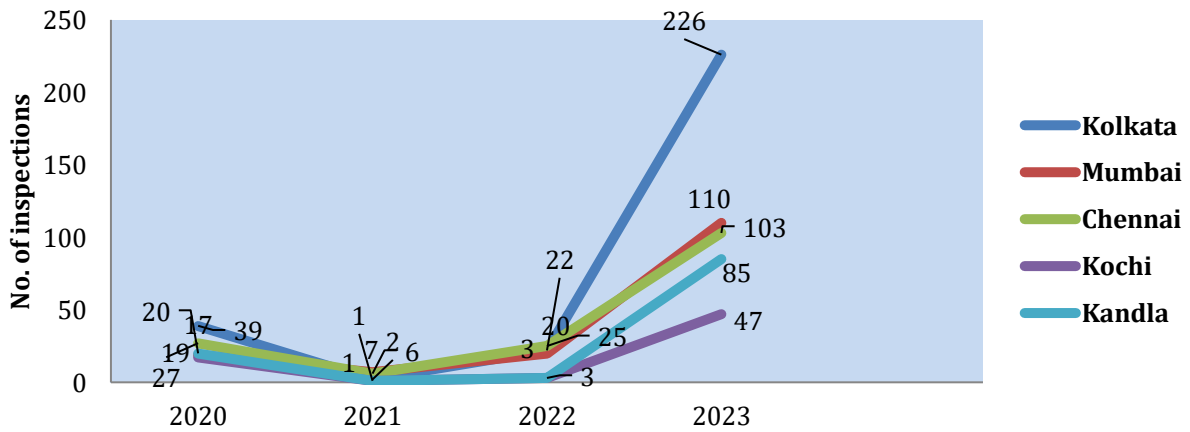
Vessels are targeted in Port State Control Inspections based on the Ship’s Risk Profile based parameters such as Type of Ship, Age of Ship, Flag State Performance, Recognized Organization Performance etc. and accordingly Priority- I or Priority-II or No Priority is assigned based on which the PSCO can scientifically target vessels as indicated in the graphical representation below.

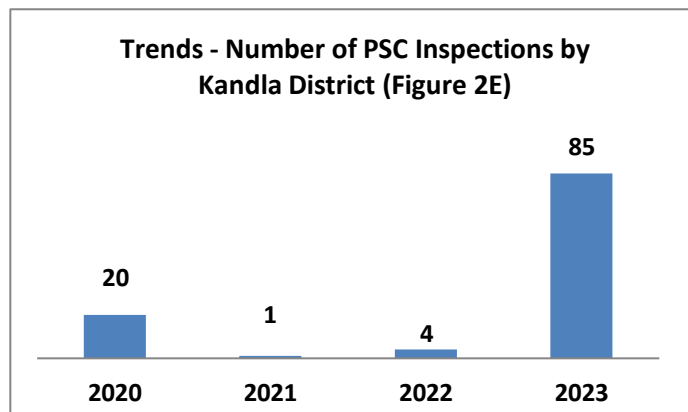
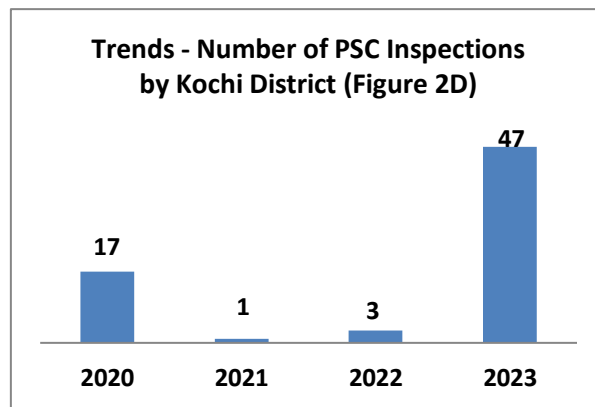
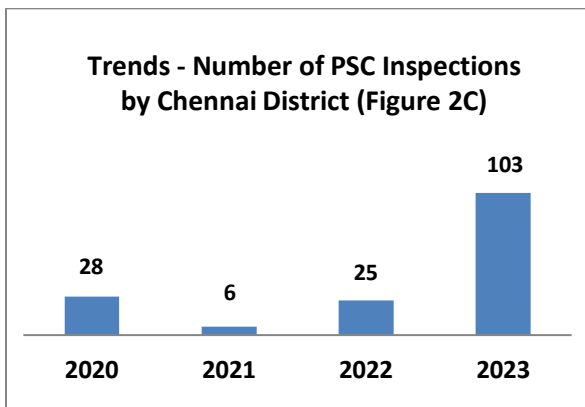
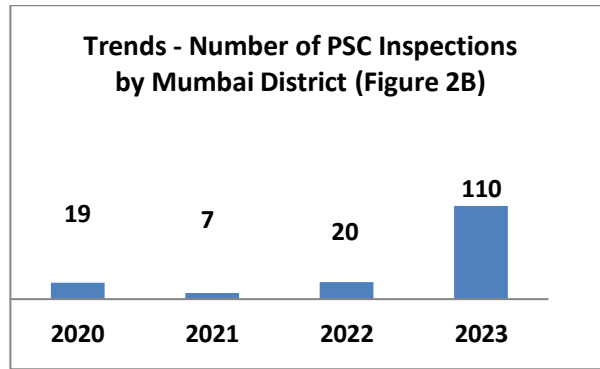
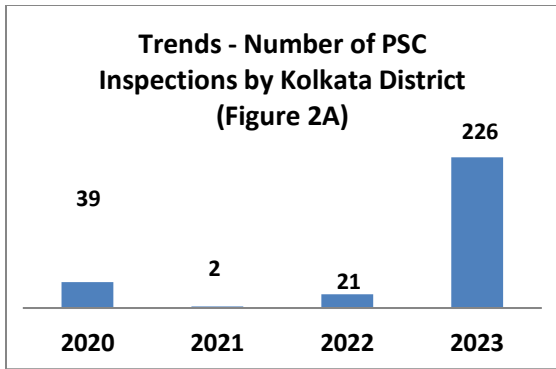


**Trends - Total Number of PSC Inspections from 2020-2023  
(Figure 1)**



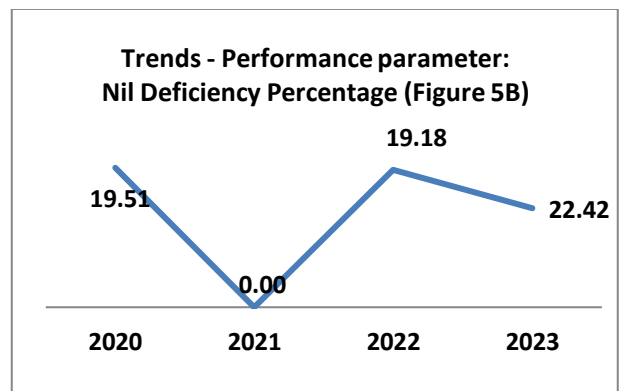
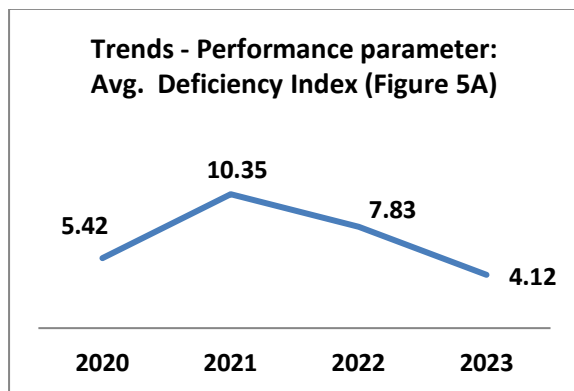
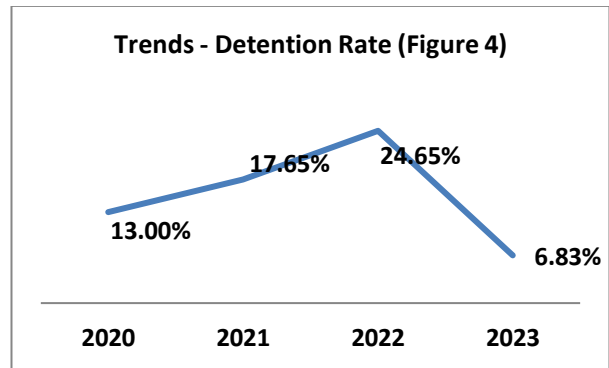
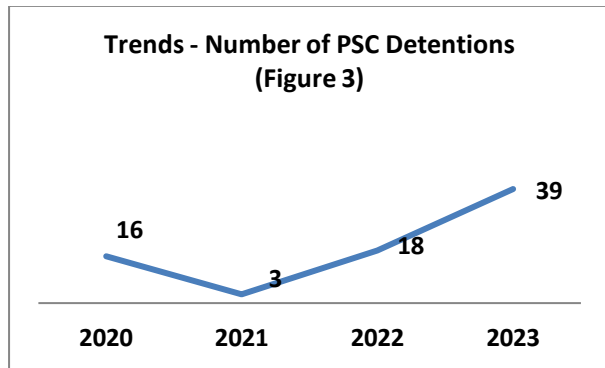
**Trends - Comparison of PSC Inspections by district  
Figure 1A**



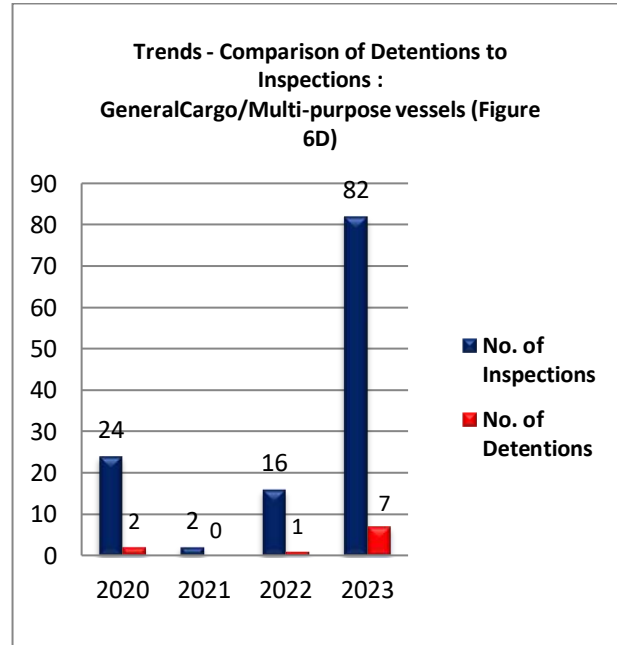
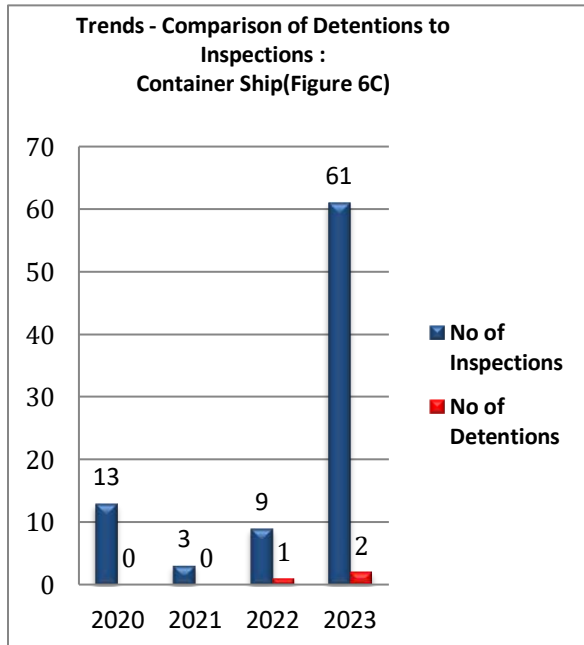
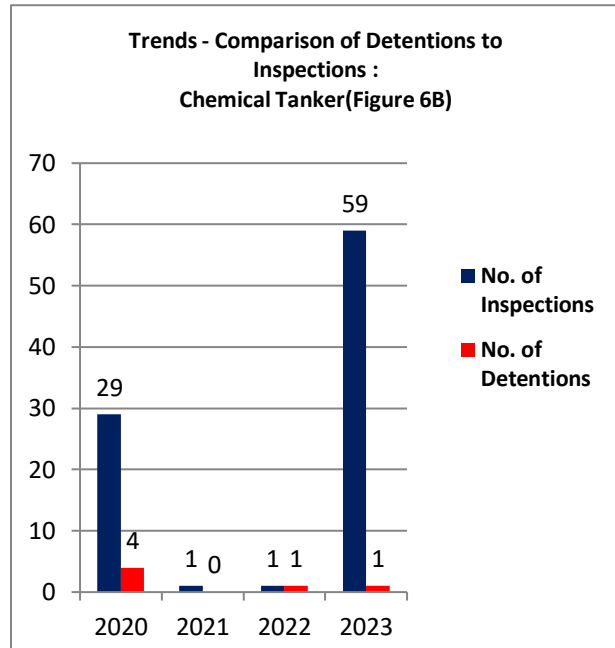
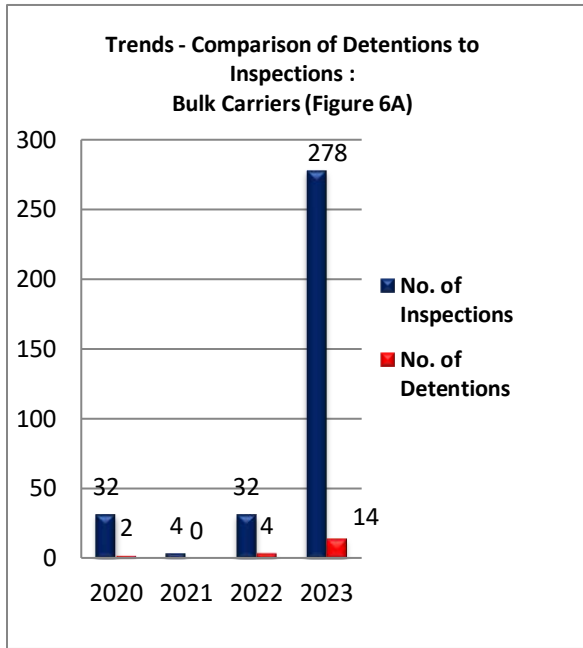


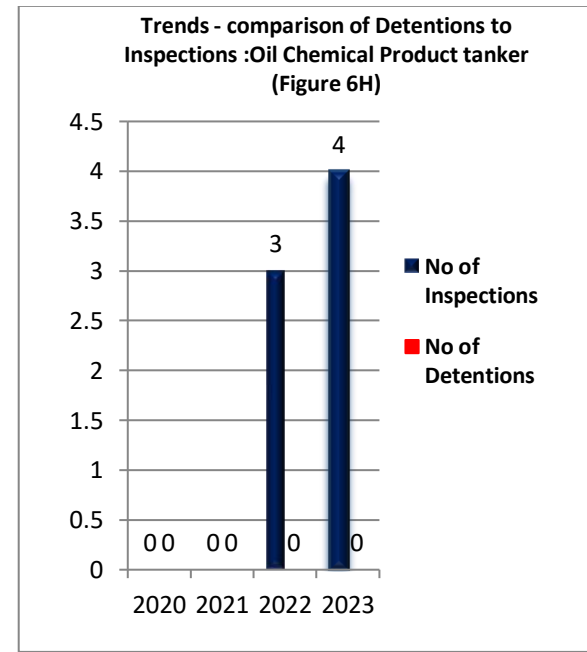
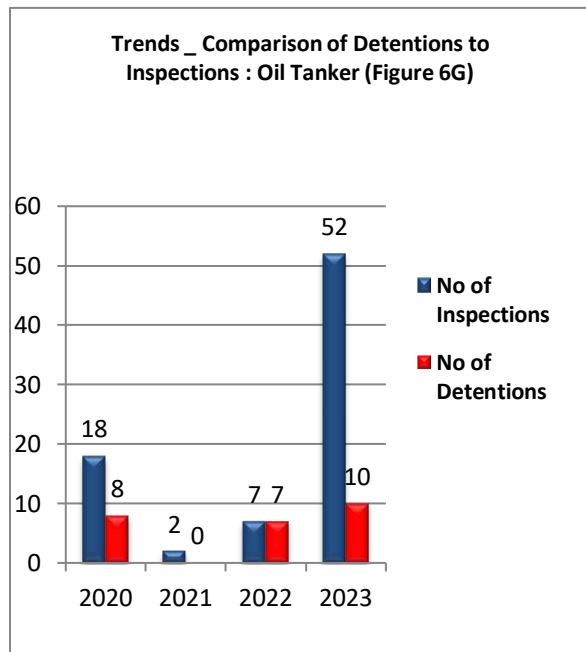
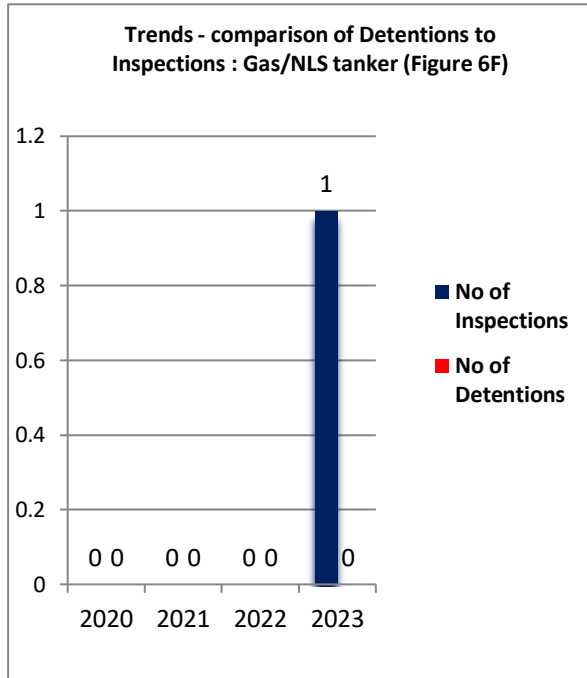
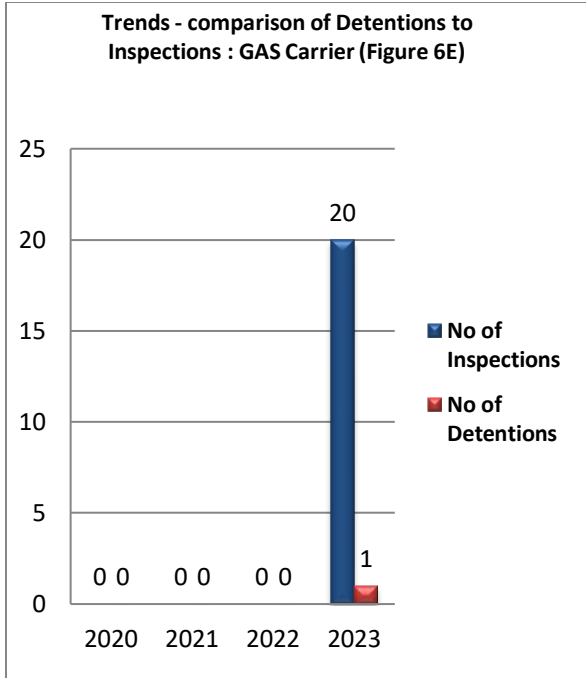
## Overall PSC Performance Trends

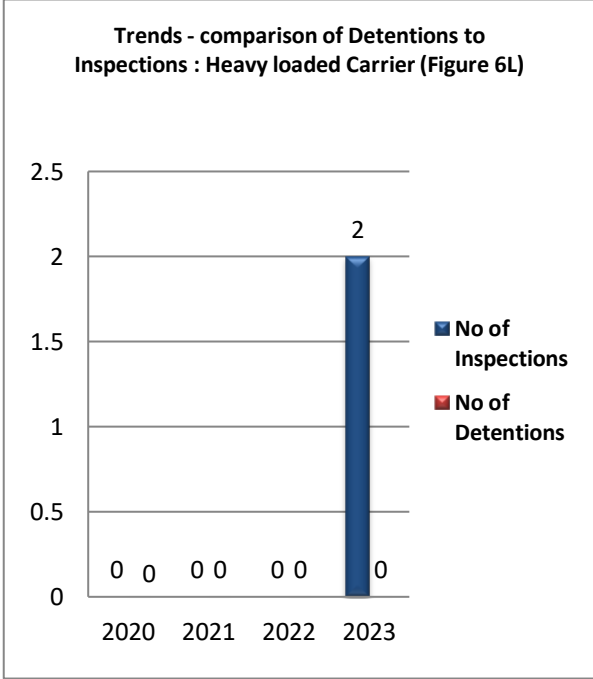
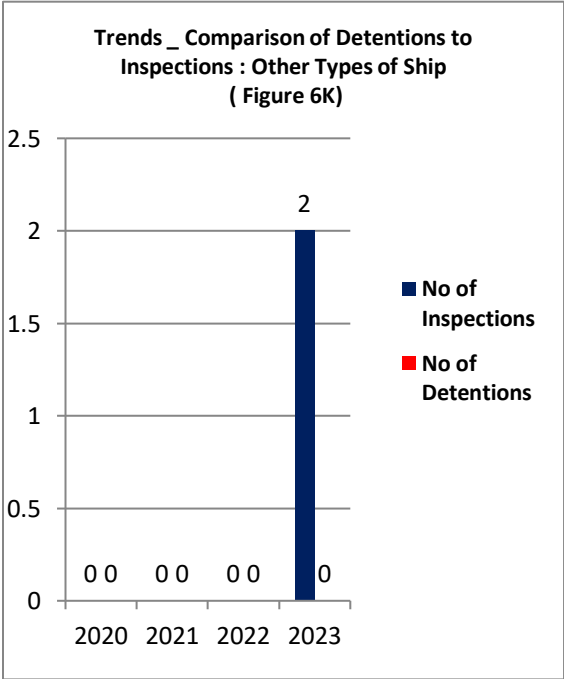
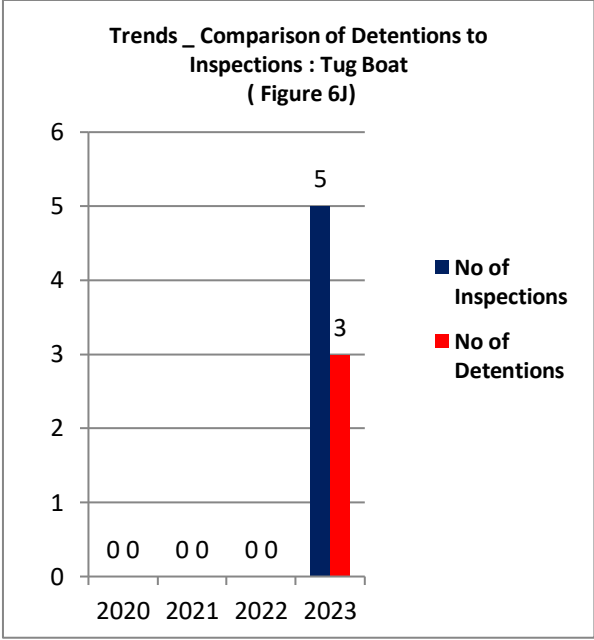
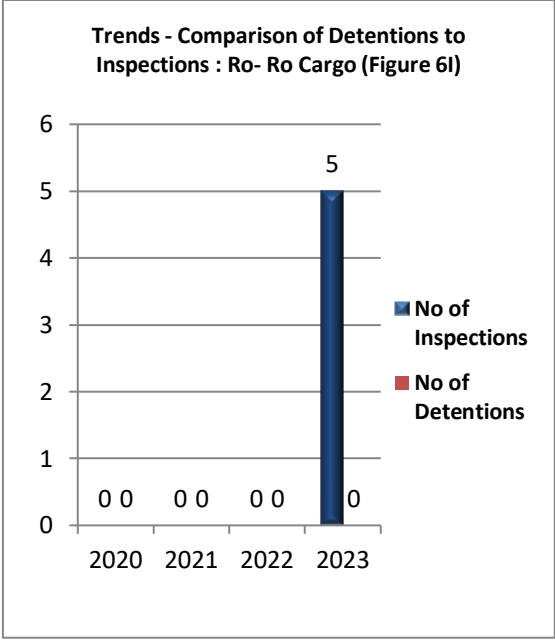
Table 1: PSC Performance				
Ship Type	Number of Inspections	Number of Detentions	Avg. Deficiency Index	Nil-Deficiency Rate
Bulk Carrier	278	14	3.38	30.94
Chemical Tanker	59	1	3.72	25.42
Container Ship	61	2	4.15	6.67
General Cargo/ Multi-Purpose Ship	82	7	4.64	12.20
Gas Carrier	20	1	3.5	25.00
Gas/ NLS Tanker	1	1	0	0
Oil Tanker	52	10	7.55	13.46
Oil-Chemical Product Tanker (OILCHEM)	4	0	2.25	0
Ro- Ro Cargo	5	0	3.2	0
Tugboat	5	3	13.75	0
Other Type Of Ship	2	0	1.5	0
Heavy loaded Carrier	2	0	1	0
<b>Total</b>	<b>571</b>	<b>39</b>	<b>4.12</b>	<b>22.42</b>



## Trend analysis of Performance parameter: Ship type







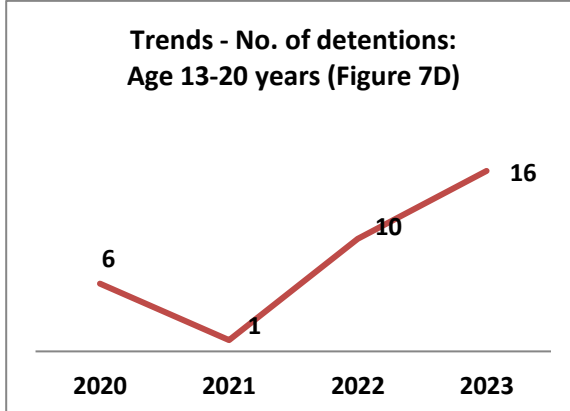
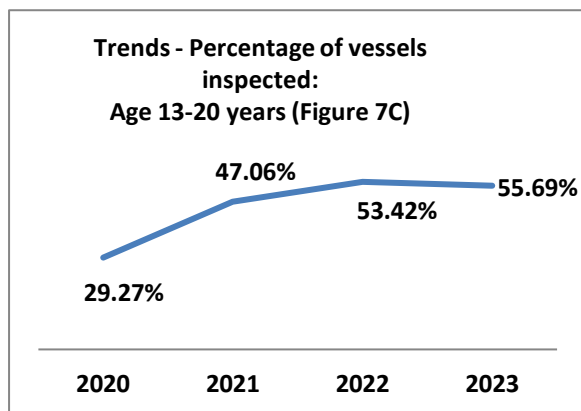
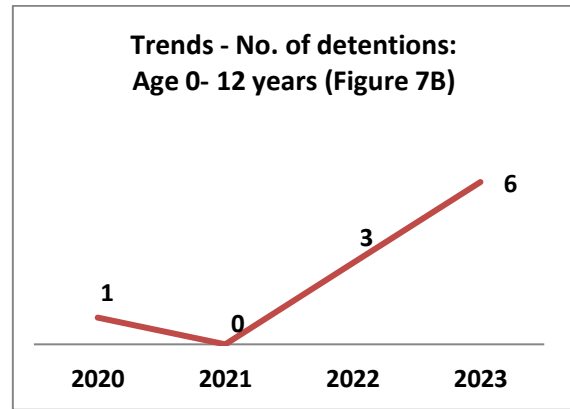
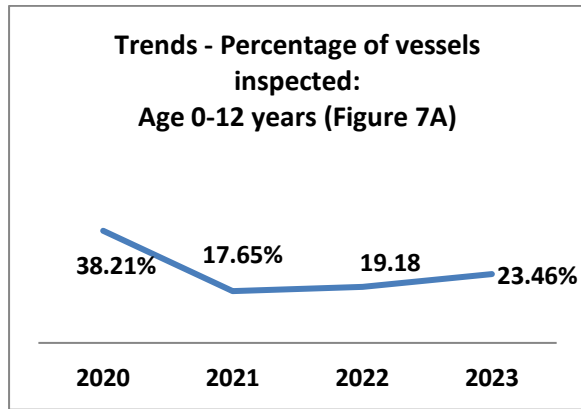
## Trend Analysis of Performance parameter: Age

Table 2A: Performance Parameters of various ship types (Age category 0-12 Years)				
Type of vessel	Number of Inspections	Number of Detentions	Avg. Deficiency Index	Nil-Deficiency Rate
Bulk Carrier	85	3	2.36	42.35
Chemical Tanker	17	0	1.47	9
Container Ship	9	0	1.22	44.44
General Cargo/ Multi-Purpose Ship	5	0	3.25	20
Gas Carrier	6	0	2.66	16.67
Gas/ NLS Tanker	1	1	8	0
Oil Tanker	9	2	4.22	22.22
Oil-Chemical Product Tanker (Oil chem)	1	0	2	0
Ro- Ro Cargo	0	0	0	0
Tugboat	0	0	0	0
Other Type Of Ship	1	0	1	0
Heavy loaded Carrier	0	0	0	0
<b>All Types</b>	<b>134</b>	<b>6</b>	<b>2.36</b>	<b>39.55</b>

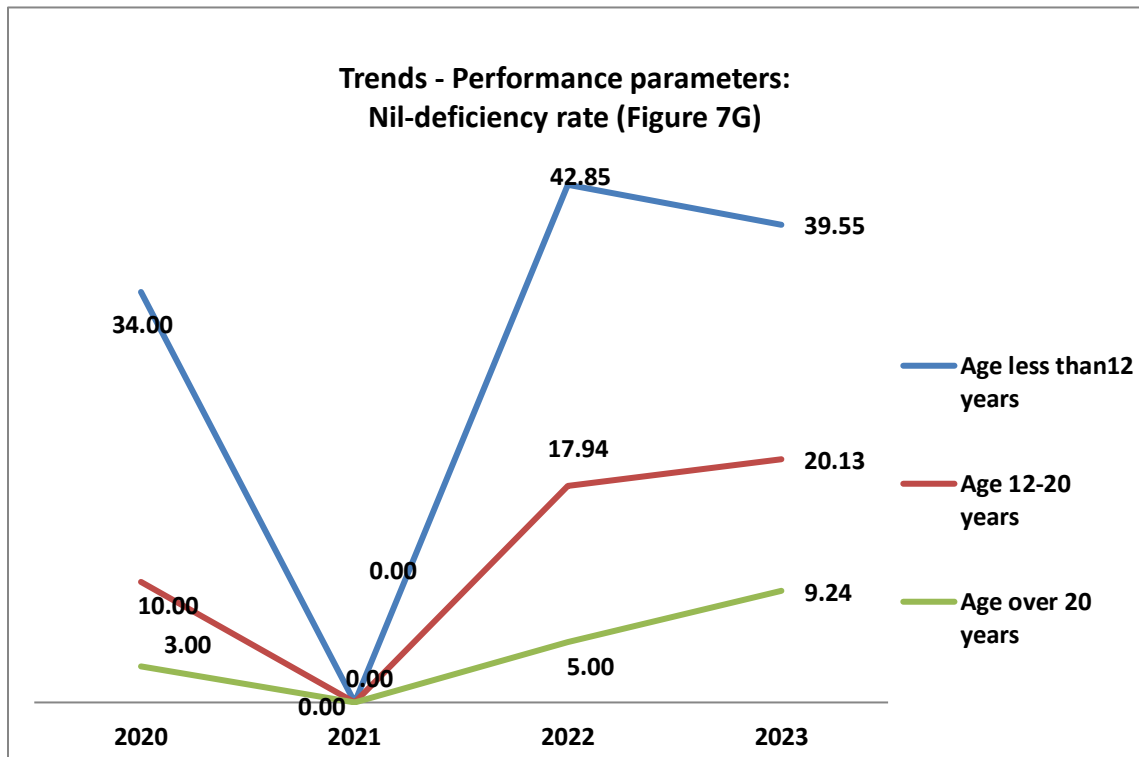
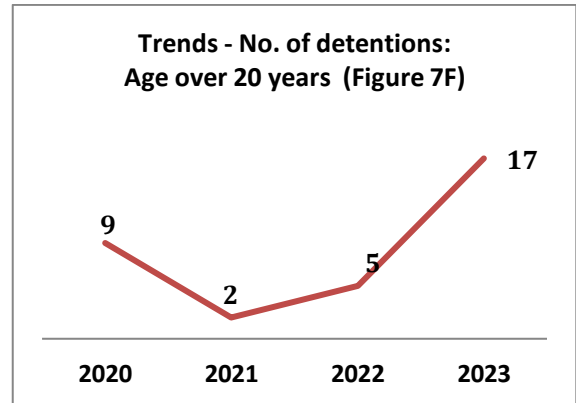
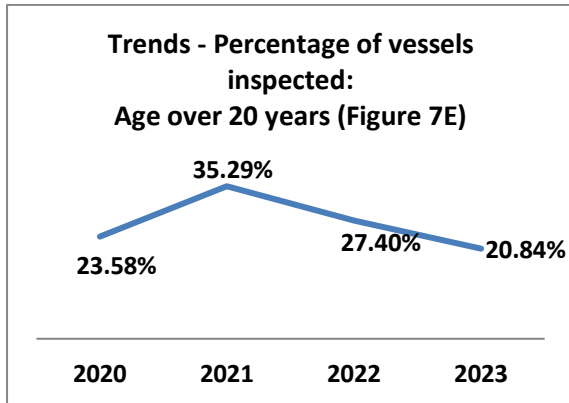
Table 2B: Performance Parameters of various ship types (Age category 13-20 Years)				
Type of vessel	Number of Inspections	Number of Detentions	Avg. Deficiency Index	Nil-Deficiency Rate
Bulk Carrier	144	2	2.72	29.17
Chemical Tanker	33	1	4.3	18.18
Container Ship	31	1	4.48	0
General Cargo/ Multi-Purpose Ship	50	3	3.96	16.00
Gas Carrier	9	0	2.33	33.33
Gas/ NLS Tanker	0	0	0	0
Oil-Chemical Product Tanker (Oil Chem)	1	6	2	0
Oil Tanker	38	0	7.73	13.16
Ro- Ro Cargo	4	0	2.5	0
Tugboat	5	3	12.8	0
Other Type Of Ship	1	0	1	0
Heavy loaded Carrier	2	0	1	0
<b>All Types</b>	<b>318</b>	<b>16</b>	<b>3.98</b>	<b>20.13</b>

**Table 2C: Performance Parameters of various ship types (Age category: over 20 Years)**

Type of vessel	Number of Inspections	Number of Detentions	Avg. Deficiency Index	Nil-Deficiency Rate
Bulk Carrier	49	9	7.06	16.33
Chemical Tanker	9	0	5.88	0
Container Ship	21	1	4.8	0
General Cargo/ Multi-Purpose Ship	27	4	6.22	3.70
Gas Carrier	5	1	6.6	20
Gas/ NLS Tanker	0	0	0	0
Oil Tanker	5	2	12.2	0
Oil tanker/Chemical tanker (Oil Chem)	2	0	2.5	50
Ro- Ro Cargo	1	0	6	0
<b>All Types</b>	<b>119</b>	<b>17</b>	<b>4.41</b>	<b>9.24</b>



## Trend Analysis of Performance parameter: Age

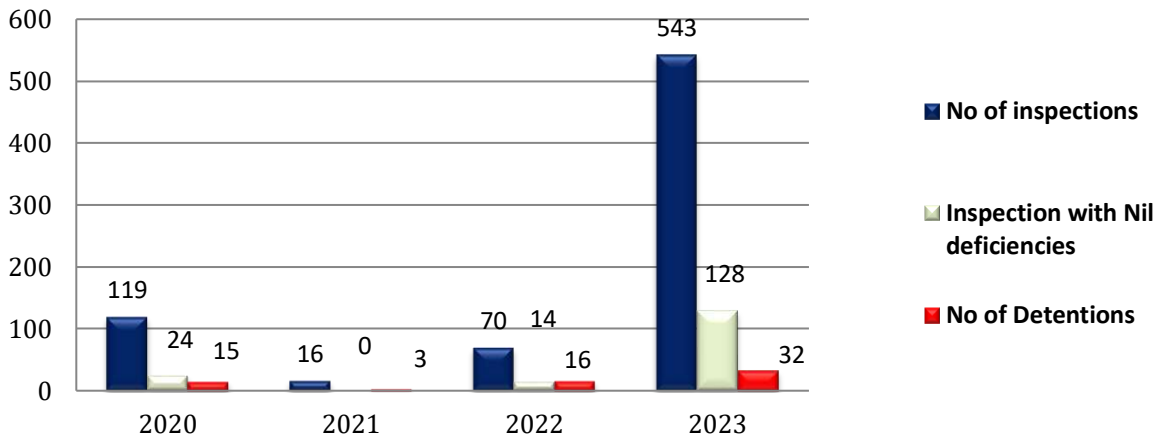


## Trends Analysis of RO based Performance parameters

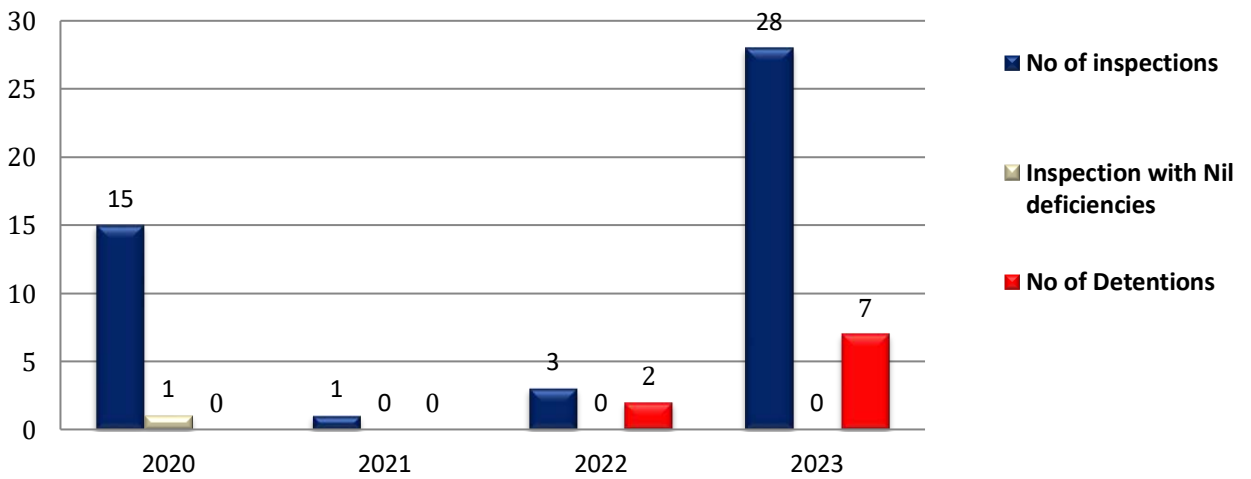
Table 3A: Performance: Recognized Organizations				
Recognized Organization	Number of Inspections	Number of Detentions	Avg. Deficiency Index	Nil Deficiency Rate
ABS	62	3	2.95	35.48
ACS	1	0	7	0
BV	73	6	4.41	11.68
CCRS	1	1	15	0
CCS	30	1	3.76	16.67
CRS	2	1	12	0
DNV	73	3	3.67	21.92
DNV GL AS	1	0	2	0
IRCS	1	0	2	0
IRS	9	2	11	11.11
KRS	36	1	4.66	8.33
Lloyd s	1	0	0	0
LR	70	5	4.17	24.29
NK	152	6	3.13	27.63
NOCL	7	1	6.85	0
NUMS	1	1	14	0
NV GLAS	1	0	4	0
OMCS	1	1	31	0
OTHER	2	2	28.5	0
PHRS	1	1	32	0
PMDS	1	0	6	0
PRS	3	1	10.33	0
RMRS	2	0	4	0
VR	11	0	3.54	0
RINA	29	3	4	17.24
<b>TOTAL</b>	<b>571</b>	<b>39</b>	<b>4.12</b>	<b>22.42</b>

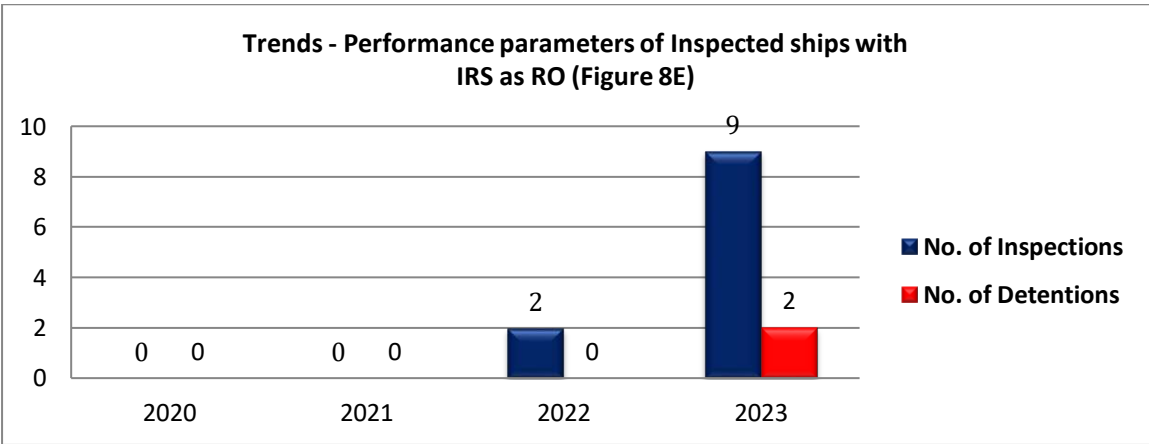
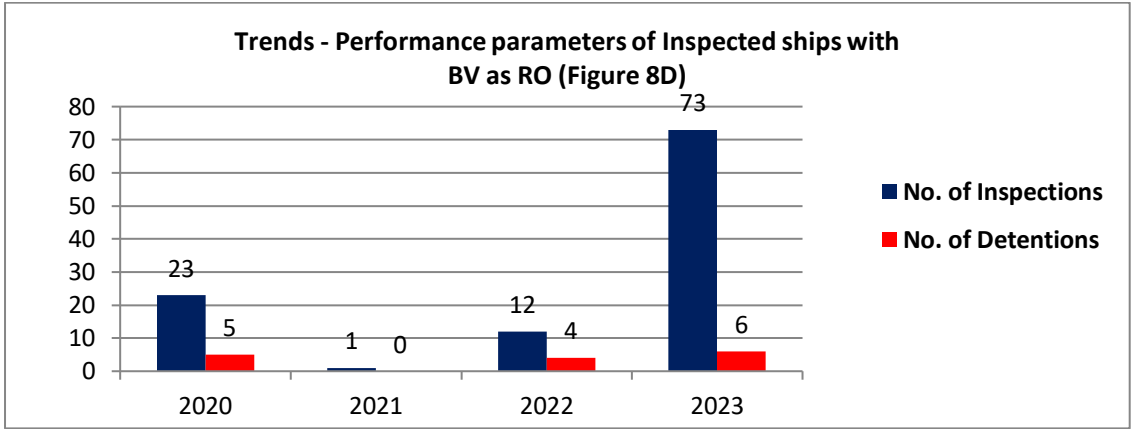
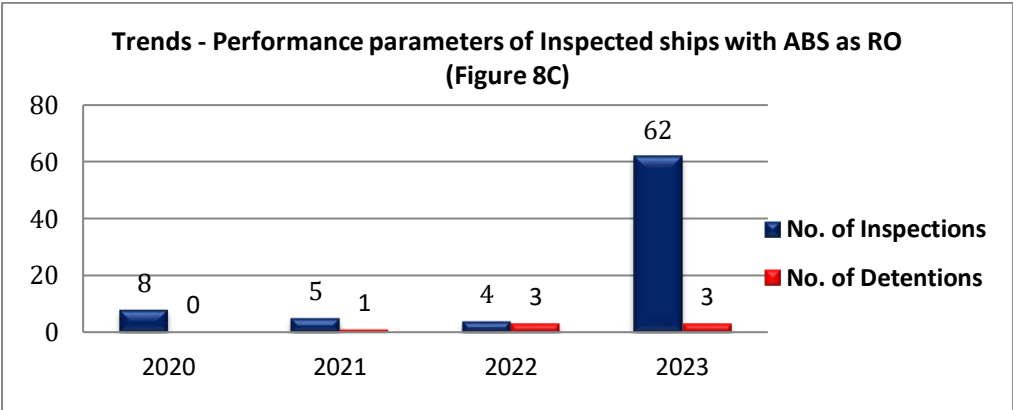
Table 3B: Performance: Recognized Organizations based on IACS Membership				
Recognized Organization	Number of Inspections	Number of Detentions	Avg. Deficiency Index	Nil-Deficiency Rate
IACS Members	543	32	15.53	23.57
Non-IACS Members	28	7	23.85	0
<b>All Types</b>	<b>571</b>	<b>39</b>	<b>4.12</b>	<b>22.42</b>

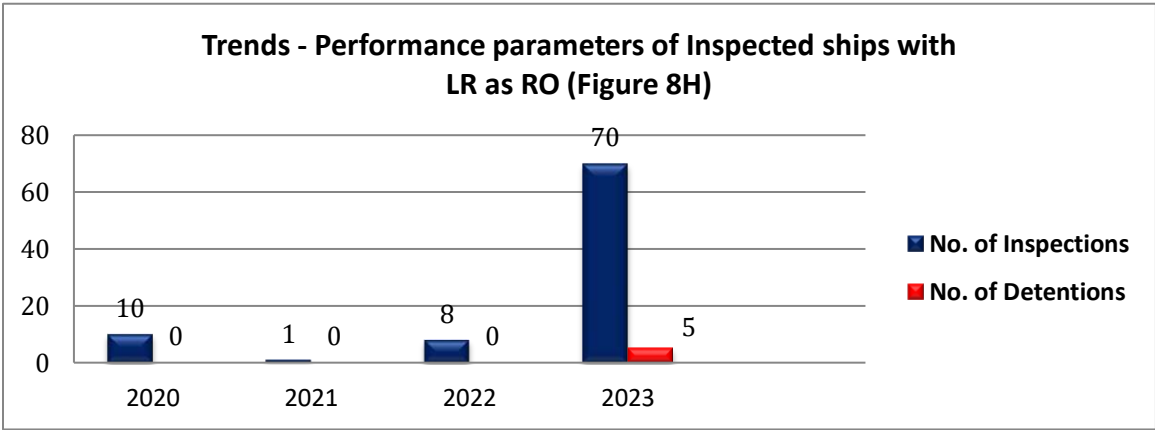
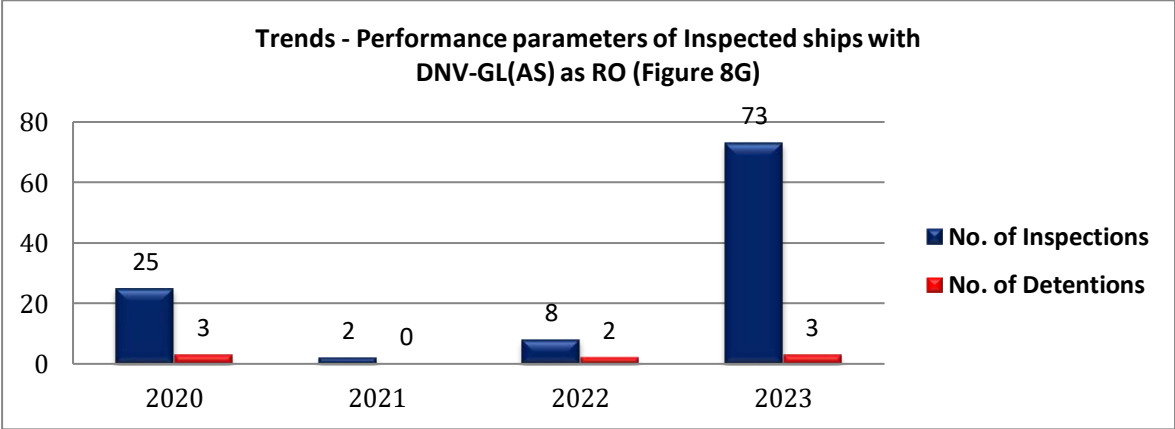
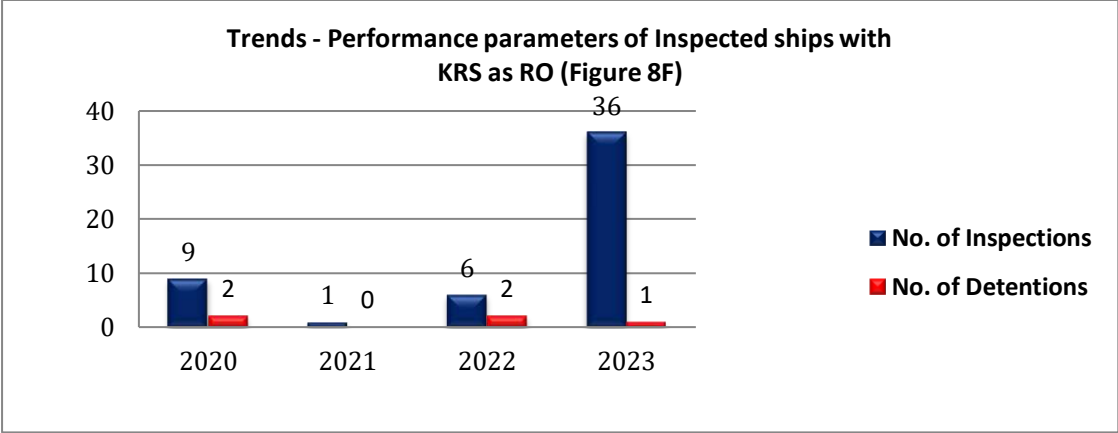
**Trends - Performance parameters of RO with IACS Membership  
(Figure 8A)**

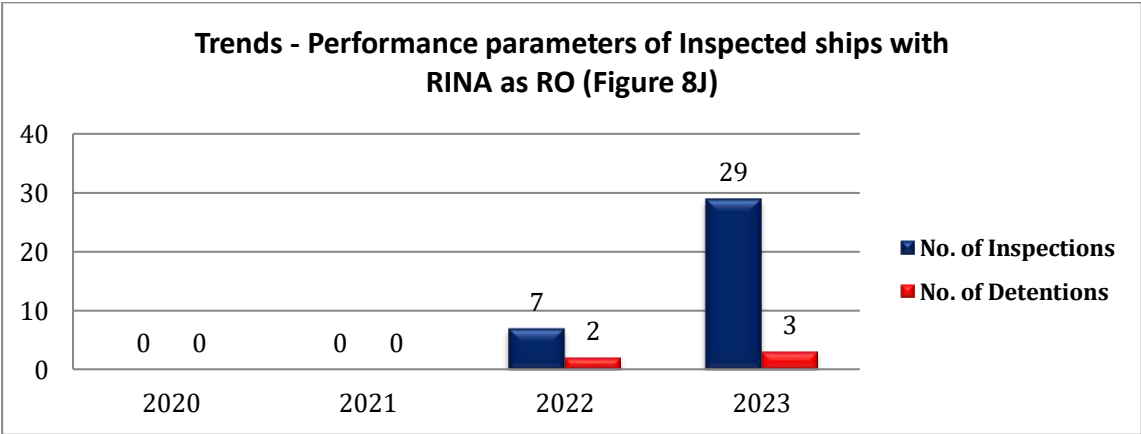
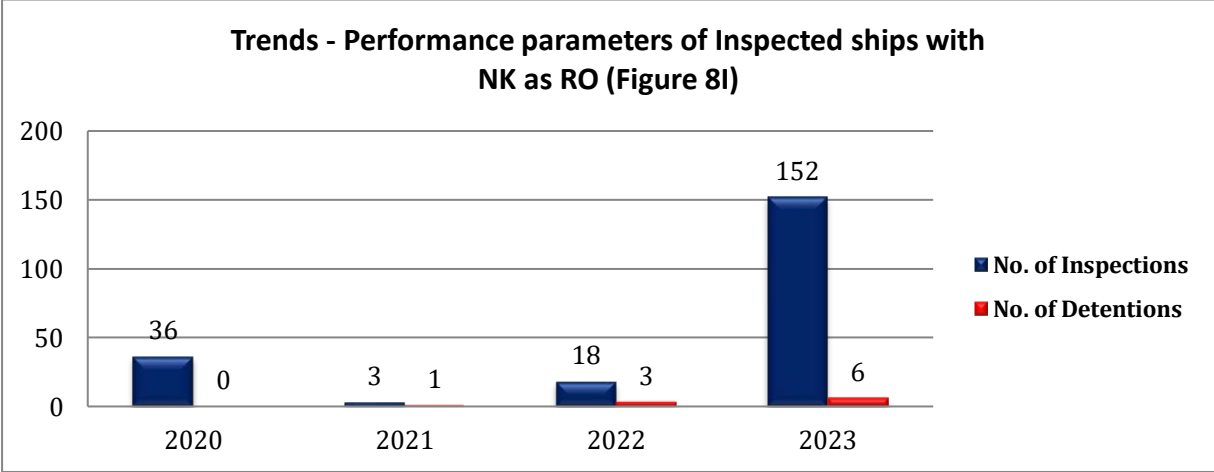


**Trends - Performance parameters of RO with non-IACS Membership  
(Figure 8B)**









## Performance of Flag State

SR.NO	Flag	Number of Inspections	Number of Detentions	Avg. Deficiency Index	Nil-Deficiency Rate
1	Antigua and Barbuda	14	0	3.28	21.43
2	Bahamas	10	0	2.6	30
3	Bangladesh	7	1	3.28	14.29
4	Barbados	2	0	5	0
5	Belize	1	1	14	0
6	China	11	0	2.63	18.18
7	Cook Islands	4	3	21	0
8	Cameroon	2	2	19	0
9	Cayman Islands (UK)	1	0	2	0
10	Comoros	1	0	6	0
11	Croatia	1	0	3	0
12	Cyprus	14	0	3.07	28.57
13	Denmark	3	0	2	33.33
14	Ethiopia	1	0	1	0
15	Gabon	3	1	14.33	0
16	Gibraltar (UK)	1	0	0	0
17	Greece	4	0	2	25
18	Hong Kong, China	29	0	2.34	31.03
19	Indonesia	3	0	6.66	0
20	Iran	2	0	4.5	0
21	Isle of Man (UK)	1	0	0	0
22	Italy	2	0	2.5	0
23	Korea, Republic of	6	0	4.66	0
24	Liberia	88	5	2.9	36.36
25	Luxembourg	2	0	1	0
26	Malaysia	4	1	9.25	0
27	Malta	20	0	2.95	35
28	Marshall Islands	89	1	2.85	26.97
29	Netherlands	3	0	1.66	33.33
30	Norway	1	0	5	0
31	Pakistan	1	1	38	0
32	Palau	7	1	8.28	14.29
33	Panama	143	16	5.25	13.29
34	Philippines	2	0	3	50
35	Portugal	7	0	3.85	14.29
36	Qatar	1	0	1	0
37	Russian Federation	3	0	3.33	0
38	Saint Kitts and Nevis	5	2	10.4	0
39	Saint Vincent and the Grenadines	3	0	3.33	33.33
40	Saudi Arabia	2	0	3	50
41	Sierra Leone	1	0	7	0
42	Singapore	41	2	3.34	24.39
43	Thailand	4	0	1.75	25
44	Turkey	2	1	8	0
45	Tuvalu	3	0	2.66	33.33
46	Vanuatu	1	1	40	0
47	Viet Nam	15	0	3.46	6.67
<b>TOTAL</b>		<b>571</b>	<b>39</b>	<b>4.12</b>	<b>22.42</b>

## List of Ships Detained under PSC in 2023

Sr. No.	Date of Inspection	IMO No.	Ship Name	Flag	Year Built	Ship type	Classification society	Place of Inspection
1	24.01.2023	9154270	ALGRACE	Panama	1999	general cargo/multi-purpose ship	LR	Visakhapatnam
2	31.01.2023	9586423	ULUSOY-12	Turkey	2011	bulk carrier	LR	Visakhapatnam
3	06.02.2023	9418963	RMS 1	Panama	2007	oil tanker	OMCS	Mumbai
4	08.02.2023	9146716	GLOBAL DREAM	Panama	1996	bulk carrier	NK	Visakhapatnam
5	10.02.2023	9211559	GOLDEN LOTUS	Panama	2000	bulk carrier	BV	Tuticorin
6	23.02.2023	9290189	BHARADWAJ	Panama	2003	general cargo/multi-purpose ship	NK	Tuticorin
7	23.02.2023	9020443	BITU OCEAN	Cook Islands	1990	oil tanker	PRS	JNPA (Nhava Sheva)
8	02.03.2023	9394739	ASPHALT EXPRESS	Panama	2006	oil tanker	DNV	Visakhapatnam
9	04.03.2023	9672301	GLOBAL DOMINANCE	Cook Islands	2013	oil tanker	DNV	Pipavav Port
10	14.03.2023	9578323	CELESTIAL VICTORY	Cook Islands	2008	oil tanker	PHRS	JNPA (Nhava Sheva)
11	15.03.2023	9597991	SEA PLAIN I	Liberia	2011	bulk carrier	BV	Visakhapatnam
12	17.03.2023	9500352	PHILIPPA GLADYS	Malaysia	2006	chemical tanker	BV	Haldia
13	20.03.2023	9435662	OCEAN FORTUNE	Saint Kitts and Nevis	2006	tugboat	ABS	Tuticorin
14	23.03.2023	9491276	SG VICTORY	Singapore	2007	tugboat	BV	Tuticorin
15	24.03.2023	9228394	GOLDEN EAGLE	Panama	2000	general cargo/multi-purpose ship	NK	Tuticorin
16	20.04.2023	9554834	XANTE	Panama	2008	oil tanker	KRS	Haldia
17	27.04.2023	9548770	AMBAR	Palau	2007	tugboat	IRS	Mumbai
18	18.05.2023	9290696	RIPLEY PIONEER	Liberia	2003	bulk carrier	LR	Kandla
19	18.05.2023	9188116	ATHE NOVA	Cameroon	1997	oil tanker	CRS	JNPA (Nhava Sheva)
20	17.05.2023	9145798	GLOBAL HARVEST	Panama	1996	bulk carrier	NK	Mumbai
21	23.05.2023	9241671	MULTAN	Pakistan	2002	bulk carrier	ABS	Mumbai
22	12.06.2023	9530333	NAVI SUNNY	Panama	2008	general cargo/multi-purpose ship	NOCL	Mumbai
23	19.06.2023	9230751	CHIEF SEATTLE	Panama	2001	bulk carrier	LR	Visakhapatnam
24	20.06.2023	9163001	LADY FLORA	Panama	1997	bulk carrier	NK	Mumbai
25	23.06.2023	9207326	ISL STAR	Liberia	1999	bulk carrier	IRS	Kakinada
26	05.07.2023	9290189	BHARADWAJ	Panama	2003	general cargo/multi-purpose ship	NK	Kandla

Sr.No.	Date of Inspection	IMO No.	Ship Name	Flag	Year Built	Ship type	Classification society	Place of Inspection
27	06.07.2023	8360509	M T PETRO I	Belize	2012	oil tanker	NUMS	Mumbai
28	18.07.2023	9311804	WEN SHAN	Vanuatu	2002	general cargo/multi-purpose ship	Other	Mumbai
29	11.08.2023	9014432	FALCON	Cameroon	1993	gas carrier	Other	Ratnagiri
30	29.08.2023	9300130	D QUEENS	Panama	2004	container ship	DNV	JNPA (Nhava Sheva)
31	04.09.2023	9235232	ALBA I	Liberia	2000	bulk carrier	ABS	Chennai
32	05.09.2023	9703576	KENNADI	Marshall Islands	2015	bulk carrier	BV	Kandla
33	18.09.2023	9498949	METIS	Liberia	2007	oil tanker	BV	Chennai
34	22.10.2023	9586679	DECORA	Singapore	2011	Gas Carrier/NLS tanker (GASNLS)	LR	Porbandar
35	02.11.2023	9237199	DE SHENG 1	Panama	2002	bulk carrier	RINA	Visakhapatnam
36	10.11.2023	9324095	MEGHNA VENUS	Bangladesh	2004	bulk carrier	RINA	Mumbai
37	28.11.2023	9459319	K R A	Gabon	2006	oil tanker	CCS	Mumbai
38	07.12.2023	8714205	MSC SABRINA III	Panama	1988	container ship	RINA	JNPA (Nhava Sheva)
39	29.12.2023	9072989	RAHIMA	Saint Kitts and Nevis	1993	general cargo/multi-purpose ship	CCRS	Tuticorin



**BEST DEFICIENCY PHOTO IN THE IOMOU REGION PUBLISHED IN THE IOMOU ANNUAL REPORT 2023**

**Nature of Deficiency:- Lifeboat**

**Deficiency Description:- Lifeboat found not operational**

**PSCO:- Shri R. R. Subbarao, Surveyor in Charge, MMD Tuticorin, India**

## IOMOU CONCENTRATED INSPECTION CAMPAIGN ON FIRE SAFETY

### Carried out in INDIA between

**01.09.2023 TO 30.11.2023**

The Concentrated Inspection Campaign (CIC) on Fire Safety was carried out in the Indian Ocean MOU region between 1 September 2023 and 30 November 2023. The CIC was aimed to determine if ships meet the mandatory requirements for fire safety prescribed in the International Convention for the Safety of Life at Sea (SOLAS) and the International Code for Fire Safety Systems (FSS Code).

Name of reporting Authority	India
Total number of inspections	<b>173</b>
Total number of deficiencies	<b>30</b>
Total number of detentions	<b>3</b>

No.	QUESTIONS	Yes	No	N/A
Q.1*	Are the emergency escape routes maintained in a safe condition? (07120/04103)	172	1	0
Q.2*	Are the fire doors maintained in good working condition? (07105)	170	3	0
Q.3*	Has the fixed fire detection and fire alarm systems, been periodically tested in accordance with the requirements of the Administration? (07106)	172	1	0
Q.4*	Are ventilation closing appliances capable of being closed? (07116)	167	6	0
Q.5*	Are the means of control for power ventilation of machinery spaces operable from two grouped positions? (07116)	172	1	0
Q.6*	Can each fire pump deliver at least the two required jets of water? (07113)	169	4	0
Q.7*	Are the means of control provided in a position outside the machinery space for stopping ventilation and oil transfer equipment operational? (07114)	172	1	0
Q.8*	Is the room for the fixed gas fire extinguishing medium used only for this purpose? (07109)	162	1	10
Q.9*	Are the valves used in the fire main line operational? (07110)	172	1	0
Q.10*	Where a fire drill was witnessed, was it found to be satisfactory? (04109/07125)	63	11	99

# Flag State Inspection (FSI) Of Indian Ships



Under Article 91 of the United Nations Convention on the Law of the Sea (UNCLOS), each State has the authority to establish the conditions for granting nationality to ships, registering vessels within its jurisdiction, and permitting them to fly its flag. Importantly, there must be a genuine link between the State and the ship to ensure proper oversight.

Article 94 of UNCLOS further mandates that the Flag State must exercise effective jurisdiction and control over vessels flying its flag to ensure safety at sea. This includes overseeing the construction, manning, equipment, seaworthiness, labor conditions, and training standards of the vessel.

India, as a Flag State, has delegated most of the statutory surveys for its cargo vessels to Recognized Organizations (ROs). The Indian Maritime Administration, through the Directorate General of Shipping (DGS), fulfills its obligations under UNCLOS by implementing a Flag State Inspection (FSI) regime. This regime is based on the age of the vessel, with older ships being subject to more frequent inspections. Additionally, the FSI regime serves as a monitoring tool to assess the performance of Recognized Organizations, ensuring that both vessels and ROs meet the required international standards.

In 2023, there were 610 initial inspections of Indian flag vessels under the FSI/GI regime out of which 39 inspections were general examinations conducted by Indian RO's on vessels trading on foreign routes.

There were 5051 deficiencies raised in the 610 initial FSI/GI inspections with an average of 8.29 deficiencies per ship.

The 38 Number of Offshore Service vessels Inspected registered the highest average deficiencies of 13.13 per vessel followed by 145 number Other Types of ships inspected with an average of 10.42 deficiencies per vessel.

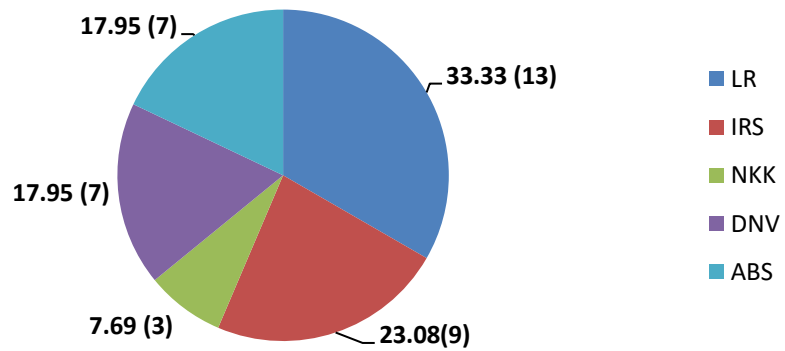
There were 41 vessels detained under FSI in 2023 constituting a detention rate of 6.72%. Among all ship types detained, the highest i.e. 18 were Other Types of Ship.

Merchant Shipping Notice 4 of 2017 dated 18.05.2017 provides the frequency of FSI to be carried out on Indian flag vessels as mentioned below.

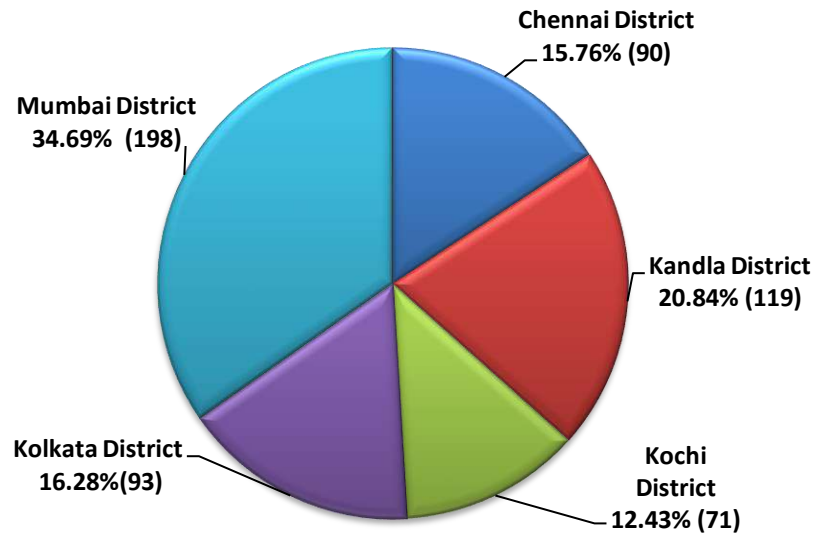
<b>Schedule for Flag State Inspection</b>		
<b>Sr. No.</b>	<b>Type and Age of Ship</b>	<b>Frequency of Flag State Inspection</b>
1.	Passenger Ship	Every calendar year, after 3 months of Passenger Ship Safety Certificate survey, but before 3 months of the date of expiry of the same.
2.	Cargo Ship (0-5 years of age)	One inspection between 1 - 3 months after the completion of 1st complete Intermediate Statutory surveys.
3.	Cargo Ship (5-15 years of age)	Every year and between 1-3 months after completion of annual/intermediate/renewal statutory survey as the case may be.
4.	Cargo Ship (15 years and above)	Every year and between 1-3 months after completion of annual/intermediate/renewal statutory survey as the case may be.

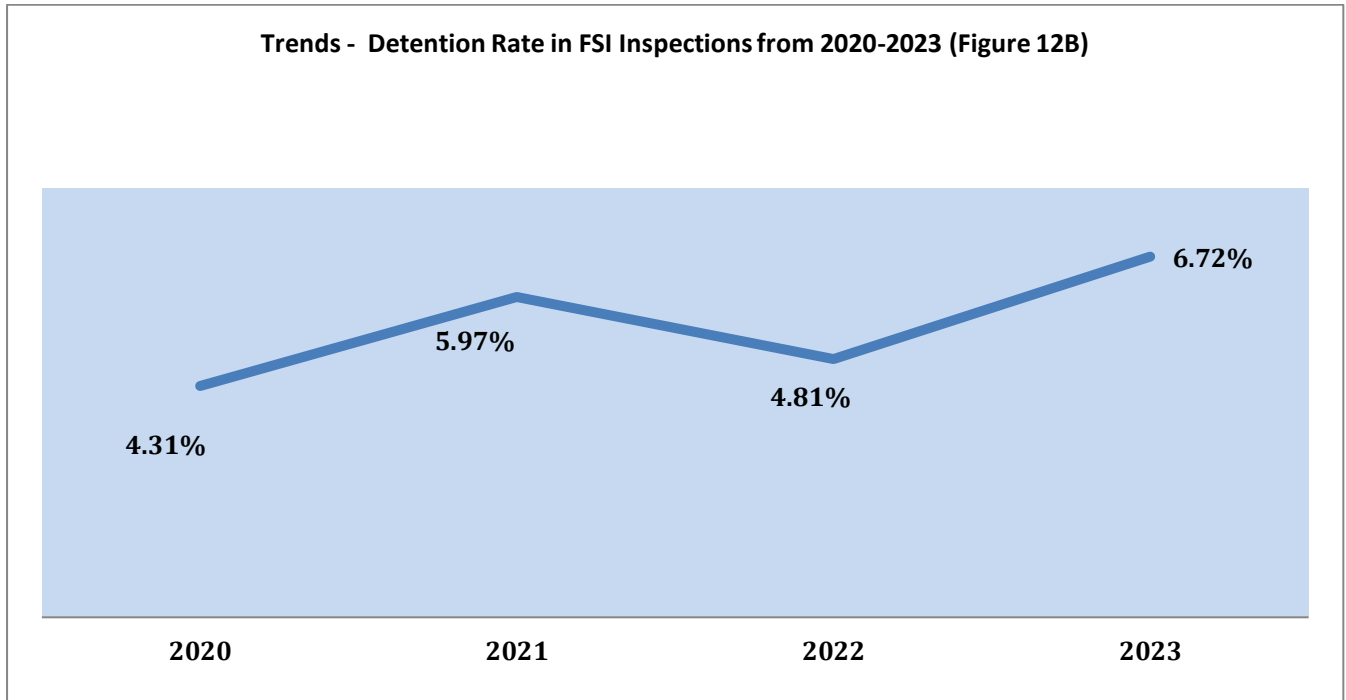
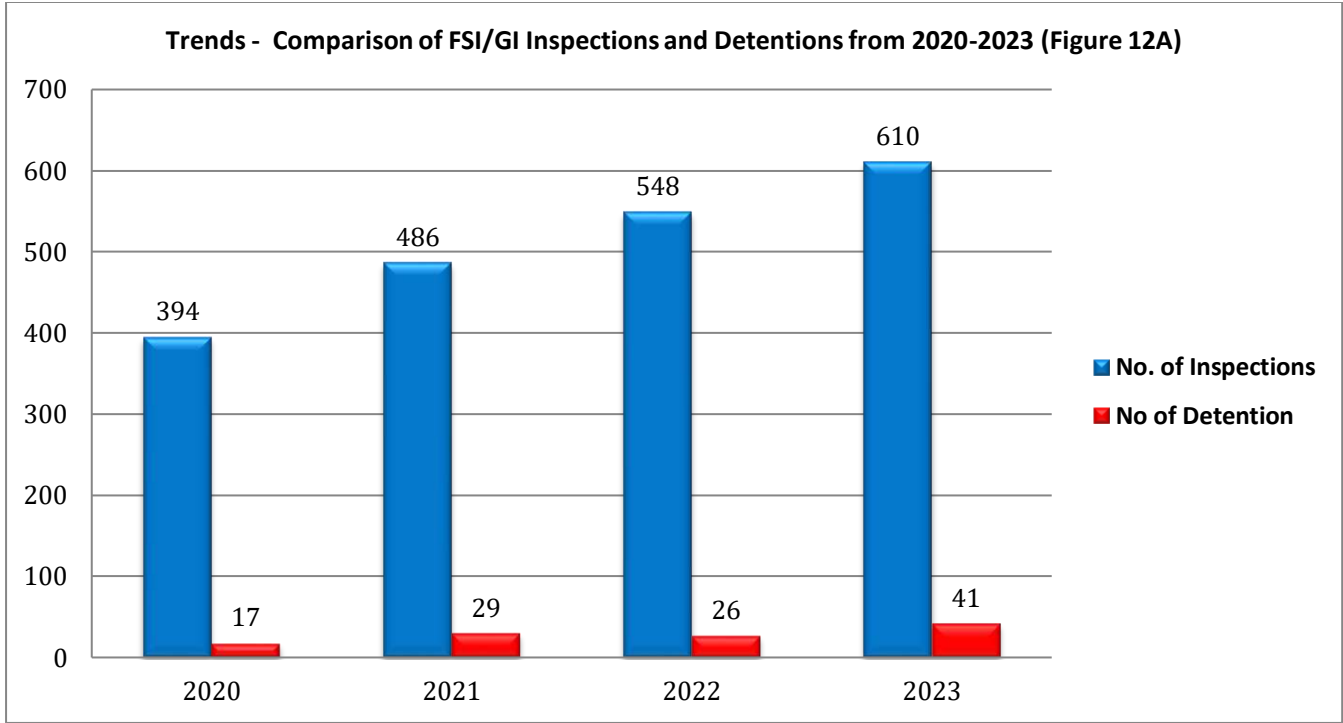
## FSI Statistics for 2023

Percentage of G.I carried out by RO's abroad (Figure 10)



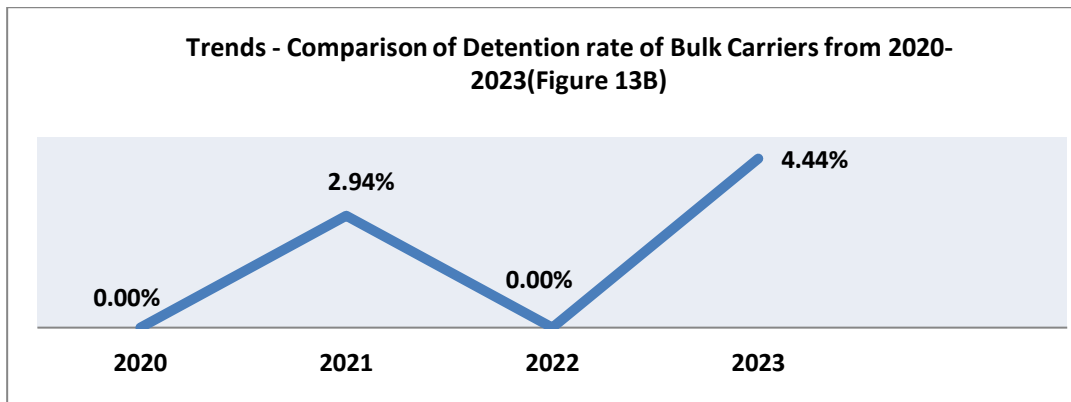
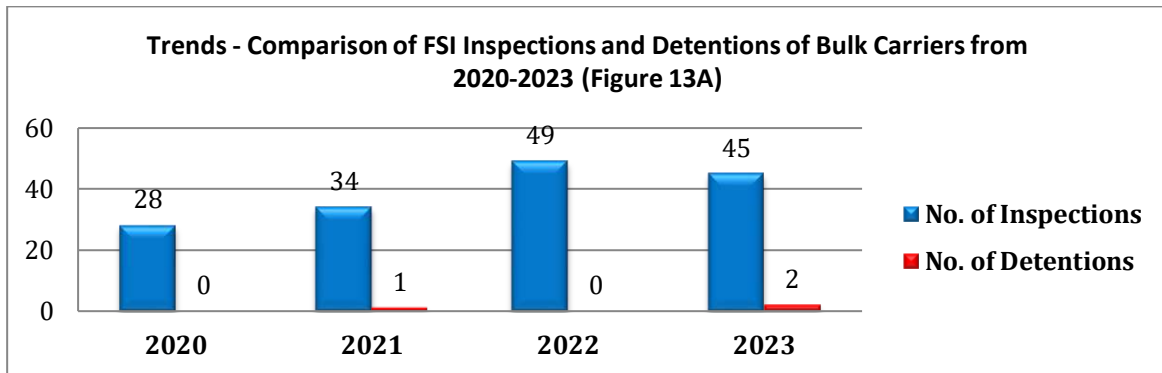
Distribution of FSI Inspections across regions (Figure 11)

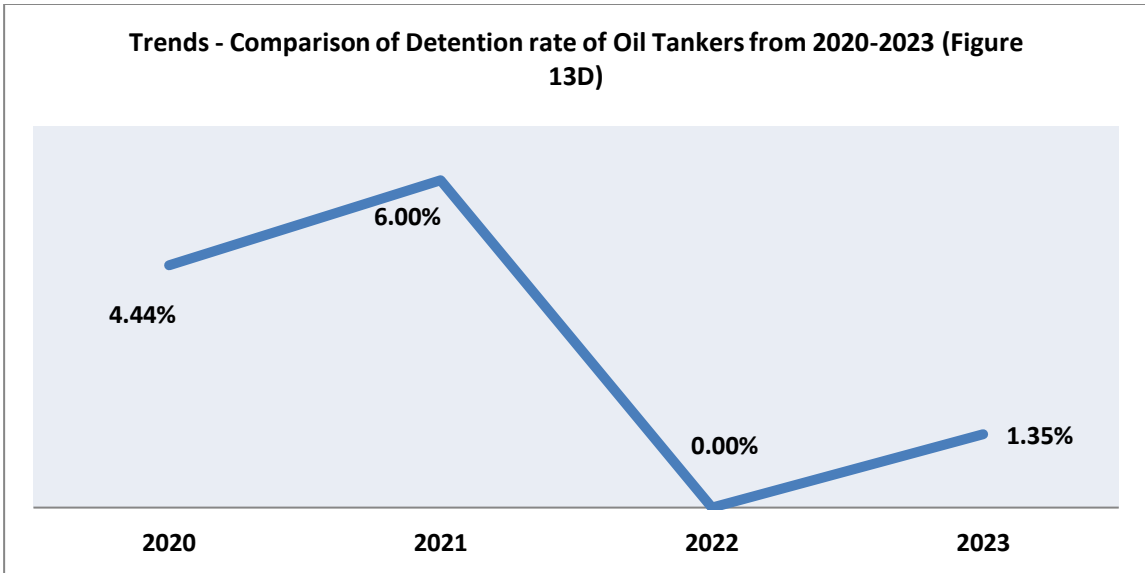
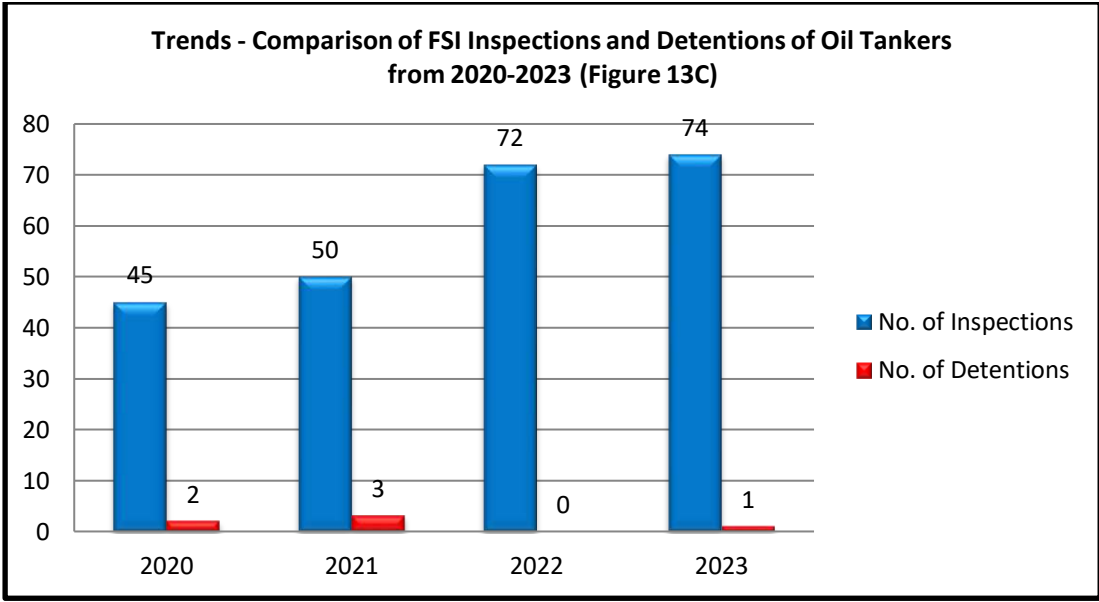


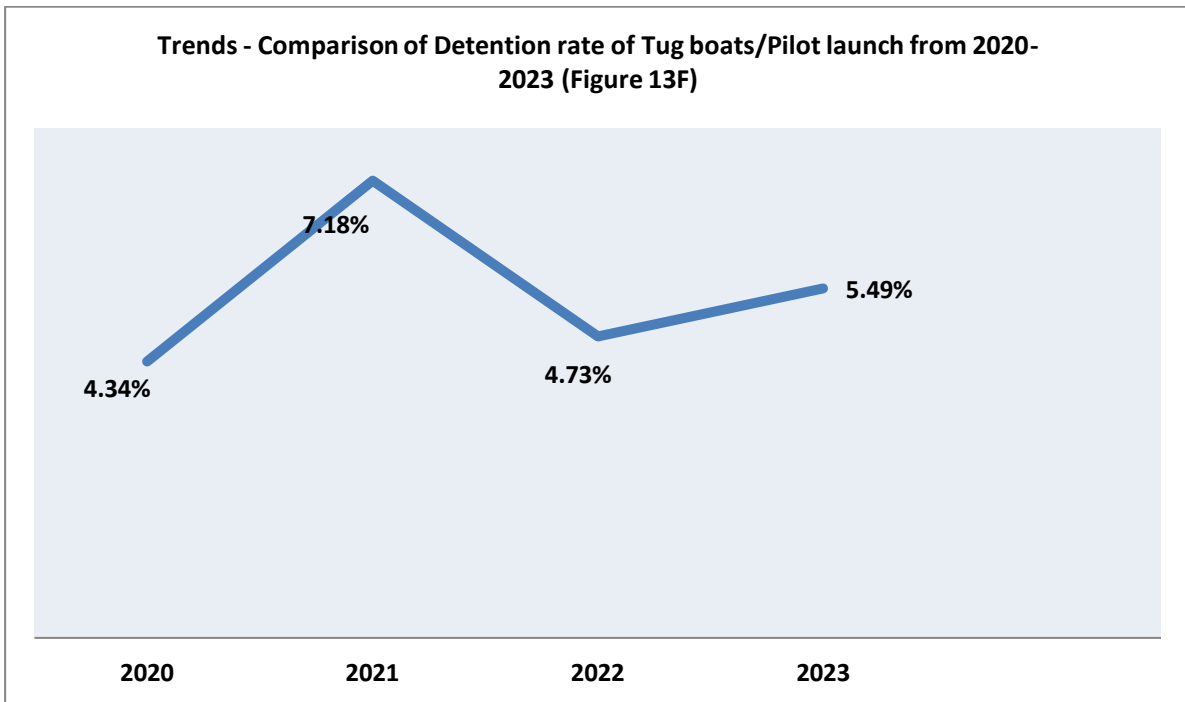
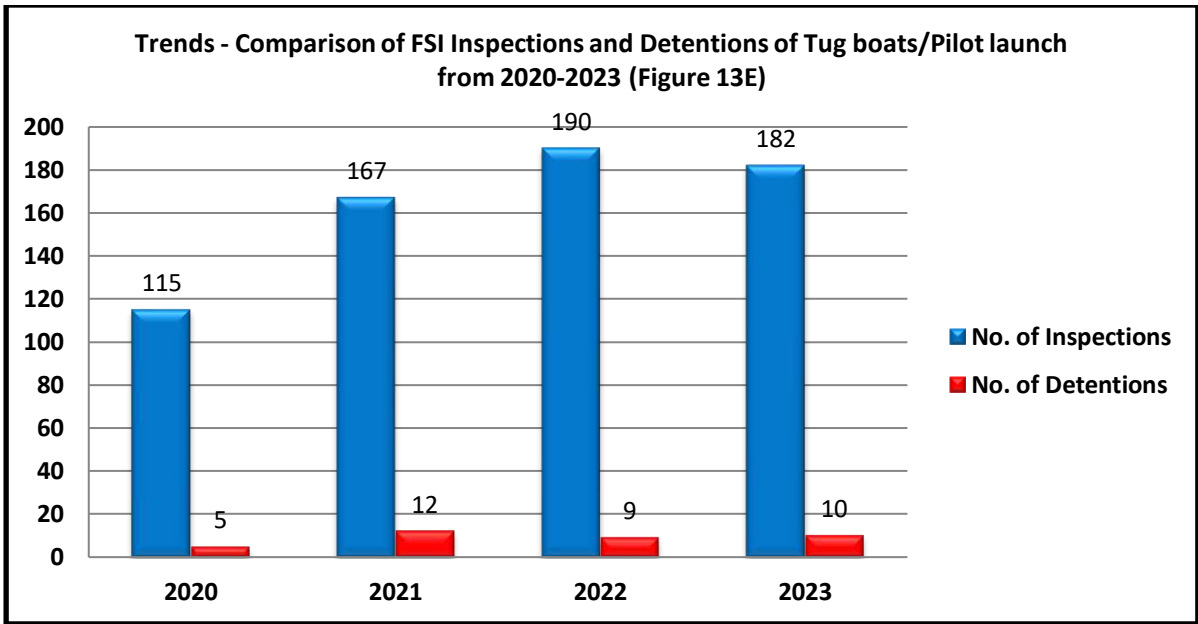


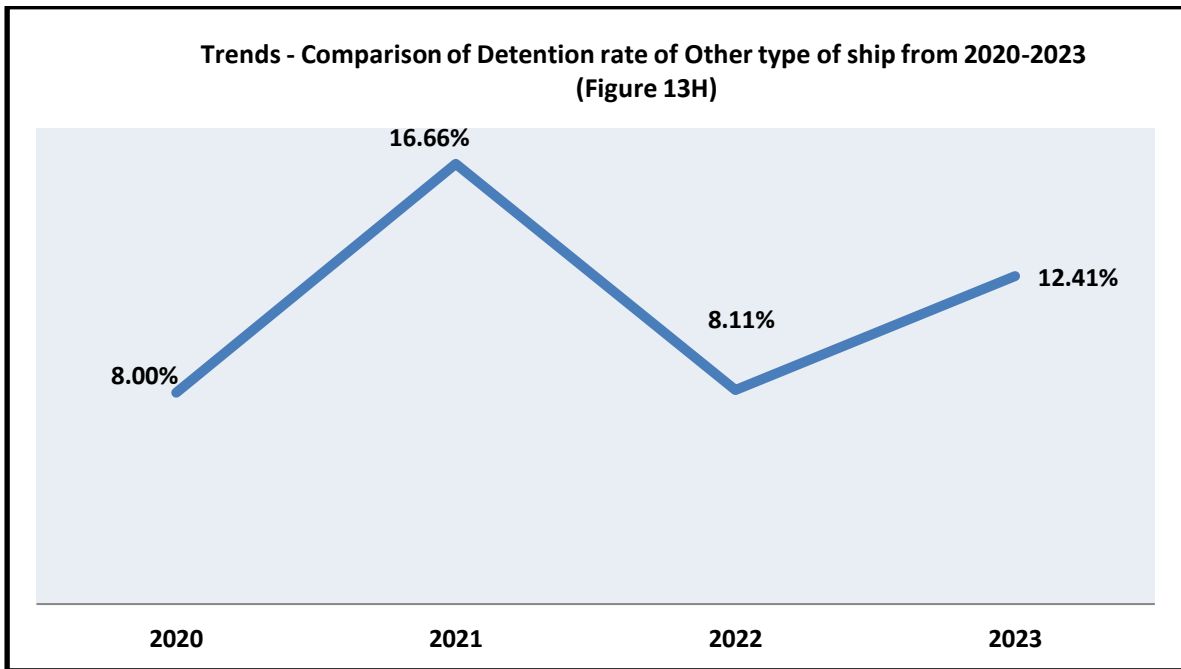
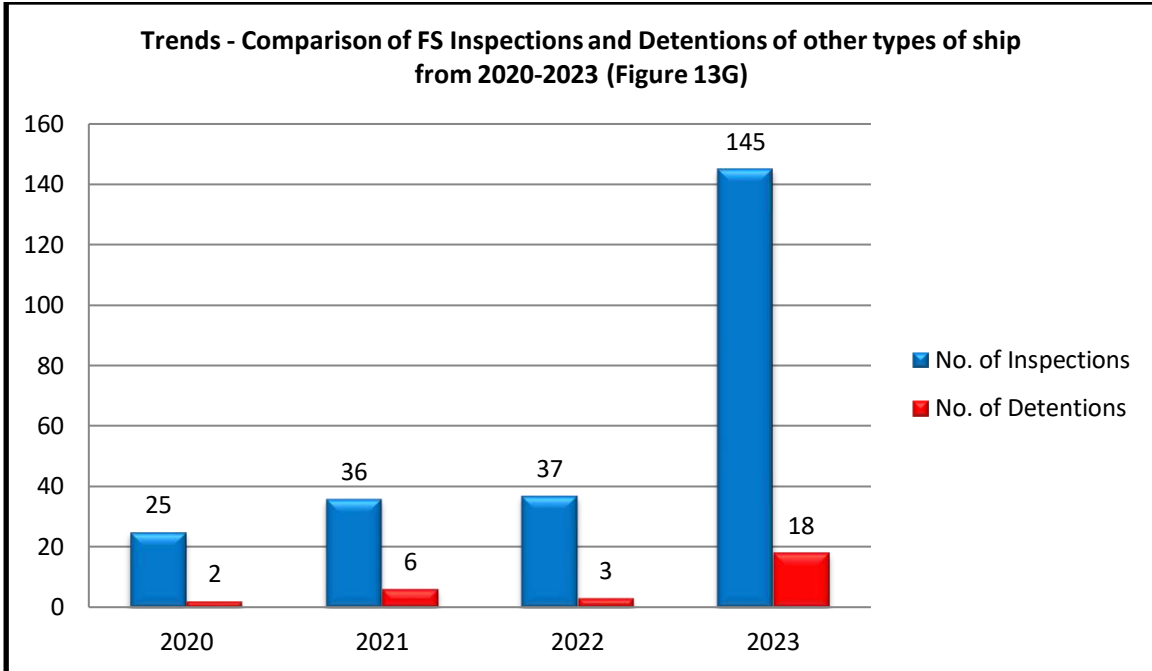
**Table 4: Flag State Inspection Performance based on Ship Type**

Sr.No.	Type of Vessel	Number of Inspections	Number of Detentions	Avg. Deficiency Index	Nil-Deficiency Rate
1	Bulk carrier	45	2	5.55	20
2	Chemical tanker	2	0	3.5	50
3	Container ship	27	0	7.03	7.41
4	Gas carrier	24	0	4.62	12.5
5	General cargo/multi-purpose ship	39	2	8.69	0
6	High speed cargo craft	1	0	6	0
7	High speed passenger craft	3	0	2.33	0
8	MODU or FPSO	3	1	27	0
9	Offshore service vessel	38	6	13.13	0
10	Oil tanker	74	1	8.21	8.11
11	Other types of ship	145	18	10.42	3.45
12	Passenger ship	23	0	7.34	0
13	Special purpose ship	3	1	17	0
14	Tugboat	182	10	6.57	7.69
<b>TOTAL</b>		<b>610</b>	<b>41</b>	<b>8.28</b>	<b>6.56</b>









<b>Table 5: General Inspection Abroad Performance based on Ship Type</b>				
Type of Vessel	Number of Inspections	Number of Detentions	Avg. Deficiency Index	Nil-Deficiency Rate
Bulk Carrier	12	0	1.33	58.33
Chemical tanker	2	0	3.5	0
Oil Tanker	16	0	3.25	25.00
Gas Carrier	2	0	0	0
Other types	4	0	1.75	75.00
Container ship	3	0	5	0.00
<b>Total</b>	<b>39</b>	<b>0</b>	<b>2.48</b>	<b>43.59</b>

<b>Table 6A: FSI Performance of ships up to 500GT</b>				
Type of Vessel	Number of Inspections	Number of Detentions	Avg. Deficiency Index	Nil-Deficiency Rate
General cargo/multi- purpose ship	2	0	6.5	0
High speed cargo craft	1	0	6	0
High speed passenger craft	3	0	2.33	0
MODU or FPSO	1	1	21	0
Offshore service vessel	7	3	13.57	0
Oil tanker	1	0	4	0
Other types of ship	38	7	9.1	0
Passenger ship	14	0	7.5	0
Special purpose ship	3	1	19.33	0
Tugboat	173	7	5.81	7.91
<b>TOTAL</b>	<b>243</b>	<b>19</b>	<b>7</b>	<b>6.17</b>

<b>Table 6B: FSI Performance of ships of above 500GT and below 3000 GT</b>				
Type of Vessel	Number of Inspections	Number of Detentions	Avg. Deficiency Index	Nil-Deficiency Rate
Bulk carrier	2	0	5	0
Gas carrier	1	0	4	0
General cargo/multi- purpose ship	30	2	8.82	0
Offshore service vessel	28	3	13.64	0
Oil tanker	8	0	7.66	0
Other types of ship	70	7	11.6	4.28
Passenger ship	2	0	12	0
special purpose ship	1	0	10	0
Tugboat	9	3	18.22	0.00
<b>TOTAL</b>	<b>151</b>	<b>15</b>	<b>11.55</b>	<b>1.32</b>

<b>Table 6C: FSI Performance of ships more than 3000 GT</b>				
Type of Vessel	Number of Inspections	Number of Detentions	Avg. Deficiency Index	Nil-Deficiency Rate
Bulk carrier	43	2	5.55	20.93
Chemical tanker	2	0	3.5	50
Container ship	27	0	7.03	7.41
Gas carrier	23	0	4.65	13.04
General cargo/multi- purpose ship	6	0	7.66	0
MODU or FPSO	2	0	30	0
Offshore service vessel	4	0	7.25	0
Oil tanker	65	1	8.32	8.96
Other types of ship	37	4	9.4	5.26
Passenger ship	7	0	5.57	0
<b>TOTAL</b>	<b>216</b>	<b>7</b>	<b>7.45</b>	<b>10.65</b>

<b>Table 7A: FSI Performance of ships up to 5 years of age</b>				
Type of Vessel	Number of Inspections	Number of Detentions	Avg. Deficiency Index	Nil-Deficiency Rate
Bulk carrier	2	0	1.8	0.00
General cargo/multi- purpose ship	2	0	3	0
Other types of ship	7	1	9	0.00
Passenger ship	4	0	6.5	0
Tugboat	8	0	4.25	12.50
<b>Total</b>	<b>23</b>	<b>1</b>	<b>6.95</b>	<b>4.35</b>

<b>Table 7B: FSI Performance of ships above 5 years &amp; up to 15 years of age</b>				
Type of Vessel	Number of Inspections	Number of Detentions	Avg. Deficiency Index	Nil-Deficiency Rate
Bulk carrier	20	1	4.75	30
Container ship	1	0	11	0
Gas carrier	7	0	6.28	0
General cargo/multi- purpose ship	7	0	7.57	0
High speed passenger craft	1	0	1	0
MODU or FPSO	1	0	52	0
Offshore service vessel	16	1	11.81	0
Oil tanker	8	0	5.12	12.50
Other types of ship	48	4	8.87	8.33
Passenger ship	5	0	7.8	0
Tugboat	58	1	5.93	6.90
<b>Total</b>	<b>172</b>	<b>7</b>	<b>7.52</b>	<b>8.14</b>

**Table 7C: FSI Performance of ships above 15 years & up to 25 years of age**

Type of Vessel	Number of Inspections	Number of Detentions	Avg. Deficiency Index	Nil-Deficiency Rate
Bulk carrier	22	1	5.36	13.64
Chemical tanker	2	0	3.5	50
Container ship	19	0	6	10.53
Gas carrier	14	0	3.71	21.43
General cargo/multi- purpose ship	11	1	10.54	0
High speed cargo craft	1	0	6	0
MODU or FPSO	0	1	0	0
Offshore service vessel	22	5	13.4	0
Oil tanker	57	1	7.89	8.77
Other types of ship	49	7	9.95	2.04
Passenger ship	12	0	7.66	0
Special purpose ship	2	0	20	0
Tugboat	78	7	6.63	8.97
<b>Total</b>	<b>289</b>	<b>22</b>	<b>7.75</b>	<b>7.61</b>

**Table 7D: FSI Performance of ships more than 25 years of age**

Type of Vessel	Number of Inspections	Number of Detentions	Avg. Deficiency Index	Nil-Deficiency Rate
Bulk carrier	1	0	1	0
Container ship	7	0	9.28	0
Gas carrier	3	0	5	0
General cargo/multi- purpose ship	19	1	9.23	0
High speed passenger craft	2	0	3	0
MODU or FPSO	2	0	0	0
Oil tanker	9	0	13	0
Other types of ship	41	5	13.12	0
Passenger ship	3	0	4.66	0
Special purpose ship	2	1	19	0
Tugboat	37	2	0	5.41
<b>Total</b>	<b>126</b>	<b>11</b>	<b>10.16</b>	<b>1.59</b>

# FSI Performance of Recognised Organisations

**Table 8 : FSI Performance– Recognized Organization**

Recognized Organization	Number of Inspections	Number of Detentions	Avg. Deficiency Index	Nil-Deficiency Rate
ABS	27	3	10.18	29.63
BV	5	2	15.6	0.00
DNV	31	1	7.41	16.13
IRS	480	33	8.41	4.58
KRS	1	0	2	0.00
LR	49	1	6.59	8.16
NK	16	1	6.18	6.25
RINA	1	0	5	0
<b>TOTAL</b>	<b>610</b>	<b>41</b>	<b>8.28</b>	<b>6.56</b>



Unauthorised snap coupling fitted on sludge pump suction pipe



Lifeboat stowed with Uprooted Hook



Temporary repairs on S/W Pipeline



Aldis Lamp Socket damaged

## FSI Performance of Shipping Companies

Table 9 : FSI Performance of Shipping Companies				
NAME OF COMPANY	Number of Inspections	Number of Detentions	Avg. Deficiency Index	Nil-Deficiency Rate
A K SHIP MANAGEMENT AND SERVICES	7	0	7	0
ABB SHIP MANAGEMENT PVT. LTD	1	0	9	0
ABS MARINE SERVICES PVT LTD	5	0	7	0
ACOMS INDIA PRIVATE LIMITED	1	1	27	0
ADANI	1	0	3	0
ADANI HARBOUR SERVICES LTD	1	0	3	0
ADANI PORTS AND SEZ LIMITED	1	0	2	0
ADANI VIZHINJAM PORT PRIVATE LTD	1	0	4	0
ADEL SHIPPING AND LOGISTICS LTD.	2	0	1	0
ADSUN OFFSHORE DIVING CONTRACTORS PVT. LTD	3	0	4.33	0
AJWA LOGISTICS PVT. LTD.	2	0	2.5	50
ALBATROSS MARINE SERVICES	2	0	12	0
ALLIANZ OFFSHORE SERVICES PVT. LTD	2	1	18	0
AMBA SHIPPING AND LOGISTICS PRIVATE LIMITED	10	3	19.3	0
AMBUJA CEMENT LIMITED	2	0	4	0
AMBUJA SHIPPING SERVICES LIMITED	5	0	9.6	0
AMNS PORT HAZIRA LIMITED	2	0	3	0
AMNS PORTS PVT. LTD	1	0	4	0
AMRO MARINE	1	0	9	0
ANGLO EASTER SHIP MANAGEMENT INDIA PVT. LTD	1	0	18	0
APEEJAY SHIPPING LIMITED	6	0	2.66	0
ARC OFFSHORE INDIA PVT LTD.	3	1	3	0
ASMI SHIPS PVT. LTD.	2	0	29.5	0
A-SREE SHIPPING AND TRADING PVT LTD	1	0	8	0
AZA SHIPPING PVT LTD	1	0	5	0
BAPU SHIPPING SOUTH GUJARAT	3	1	16.66	0
BHOIR DREDGING CO. PVT LTD	1	1	7	0
BHOIR PVT LTD.	1	0	14	0
BSA MARINE SERVICES	2	0	12.5	0
CAN OFFSHORE PRIVATE LIMITED.	9	0	6.88	0
CAPSTAN MARINE SERVICES PVT LTD.	3	0	12.33	0
CASTLE SHIPS PRIVATE LIMITED	6	1	6.83	16.67
COASTAL MARINE CONSTRUCTION	1	0	15	0

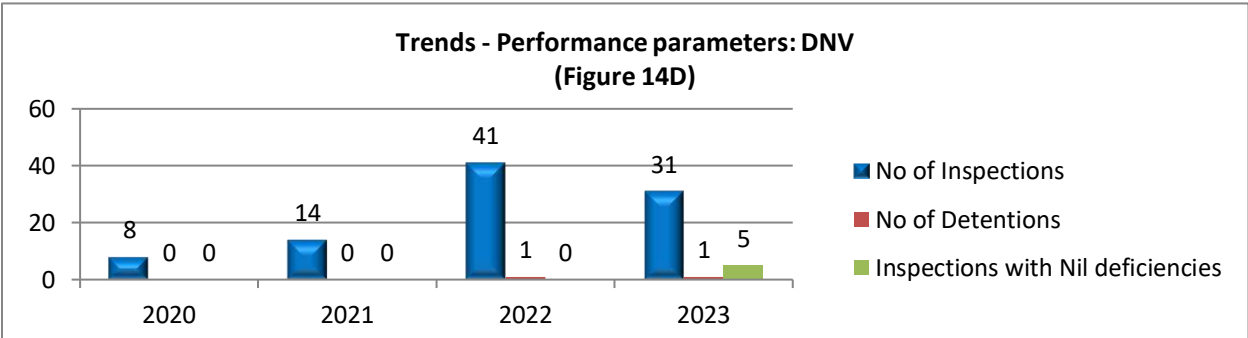
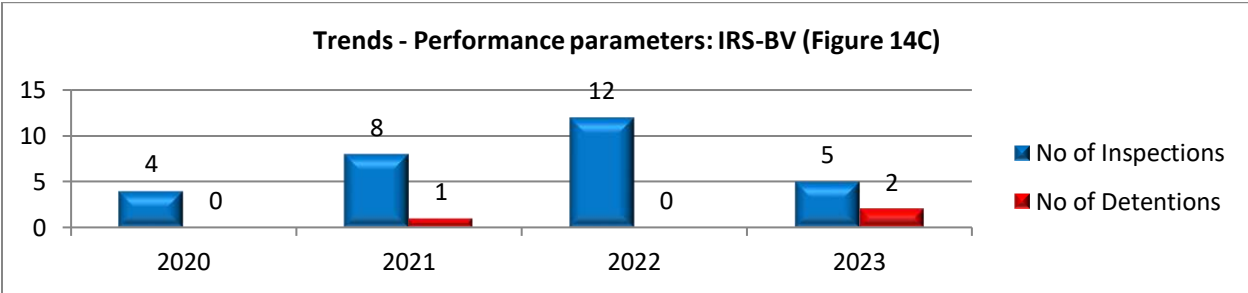
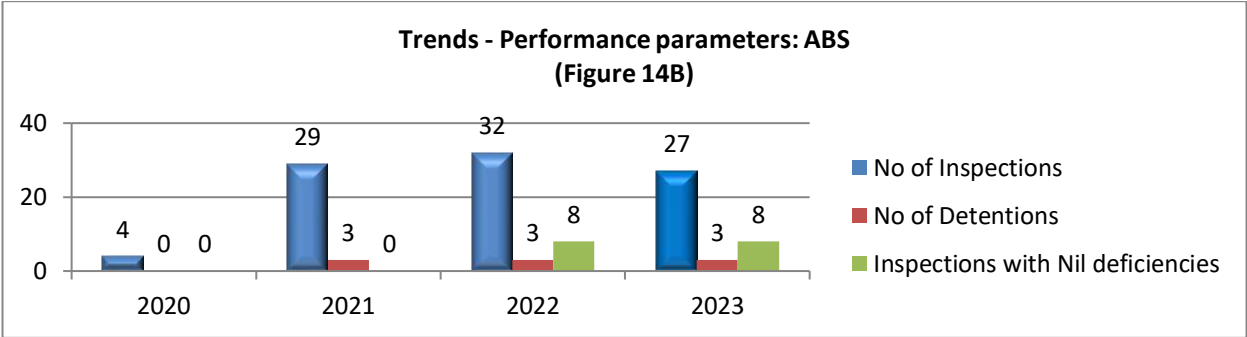
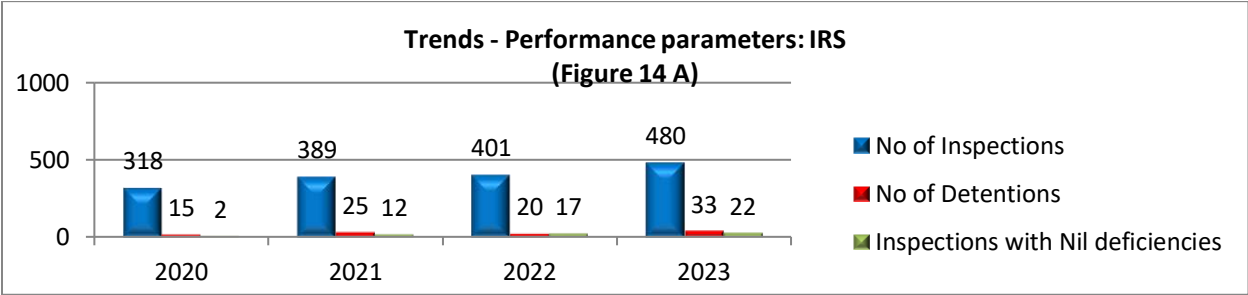
NAME OF COMPANY	Number of Inspections	Number of Detentions	Avg. Deficiency Index	Nil-Deficiency Rate
COCHIN PORT AUTHORITY	2	0	7	0
DAWN SHIPPING PVT LIMITED, MUMBAI	7	0	5.42	0
DCI LTD	2	0	16	0
DELMAR OFFSHORE SERVICES PVT. LTD.	2	0	7	50
DELTA MARITIME & INDUSTRIAL SKILL TRAINING INSTITUTE PVT.LTD.	3	1	13.33	0
DOLPHIN OFFSHORE SHIPPING LIMITED	2	0	16.5	0
DREDGING CORPORATION OF INDIA LTD	5	0	6.4	0
EQUIP TRANS LOGISTICS PRIVATE LIMITED	6	1	10.33	16.67
EQUIP TRANS LOGISTICS	1	1	0	0
ESSAR PORTS	1	0	1	0
ESSAR BULK TERMINAL (SALAYA) LTD.	2	0	4	0
EXECUTIVE SHIP MANAGEMENT PVT LTD	3	0	5.33	0
FAIRPLAY SHIPPING	1	2	22	0
FIVE STARS BULKCARRIERS LTD.	1	0	0	100
FIVESTARS SHIPPING CO. PVT. LTD.	3	0	0	100
FLEET MANAGEMENT INDIA PVT LTD	2	0	6	0
FOMENTO RESOURCES PVT LTD	1	0	0	0
GASLITE SHIP MANAGEMENT LTD.	2	0	9	0
GAUR HARI MARINE SERVICES PRIVATE LIMITED	2	1	20	0
GESCO	1	0	0	0
GLOBAL CAMBAY MARINE SERVICES PVT. LTD	1	0	2	0
GLOBAL OFFSHORE PVT LTD.	1	0	44	0
GREAT EASTERN SHIPPING COMPANY LTD.	1	0	4	0
GREATSHIP ( INDIA ) LIMITED	14	0	4.78	21.43
GREATSHIP( INDIA) LIMITED, MUMBAI	3	0	2.33	0
HAL OFFSHORE LTD	6	1	14.83	0
HIND OFFSHORE PVT LTD	12	4	15.81	0
HOGER OFFSHORE AND MARINE PVT. LTD	6	0	12.66	0
IGOPL OFFSHORE PVT. LTD	1	0	20	0
I-MARINE INFRATECH (INDIA) PVT. LTD.	3	0	3	0
ITT SHIPPING PRIVATE LIMITED	6	0	4.66	0
J M BAXI HEAVY PRIVATE LIMITED	1	0	10	0
K G OFFSHORE SERVICES PVT. LTD.	1	0	6	0
K STEAMSHIP AGENCIES PRIVATE LIMITED	1	0	1	0
KAN ENTERPRISES	1	0	2	0
KESARI MARINE SERVICE	1	0	4	0
KMEW OFFSHORE PVT. LTD	1	0	17	0
KNK SHIP MANAGEMENT	4	0	6.75	0

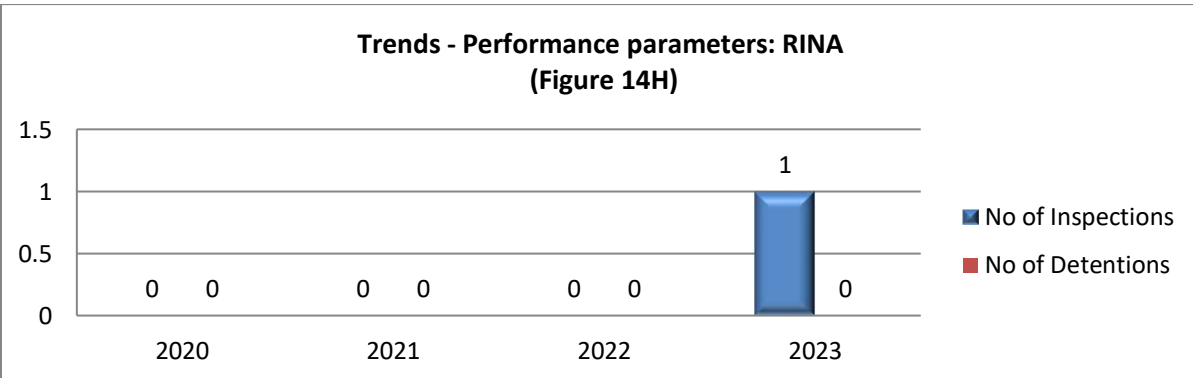
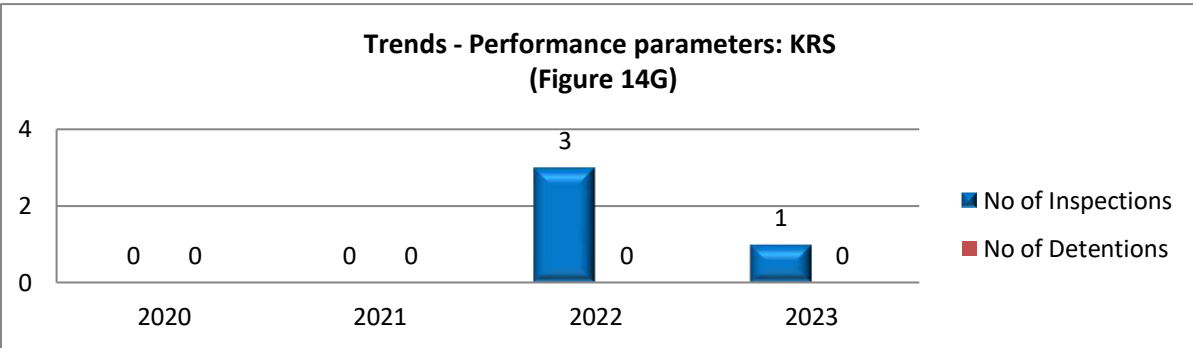
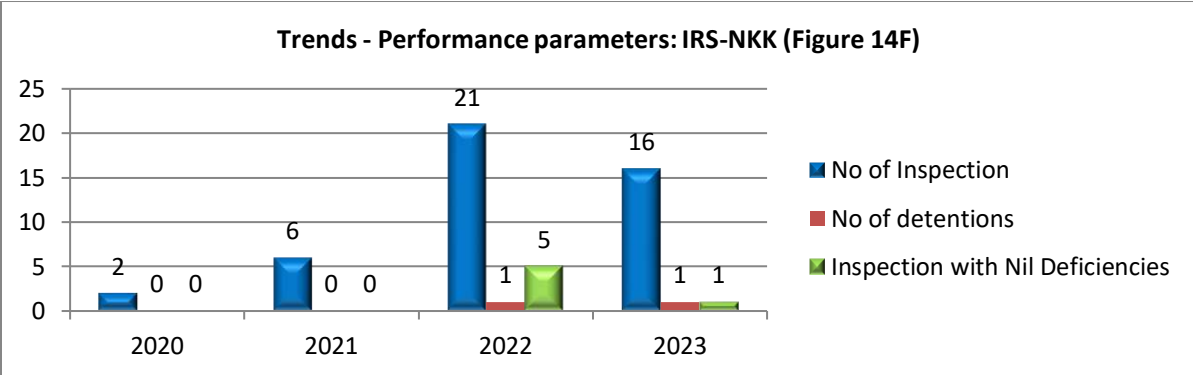
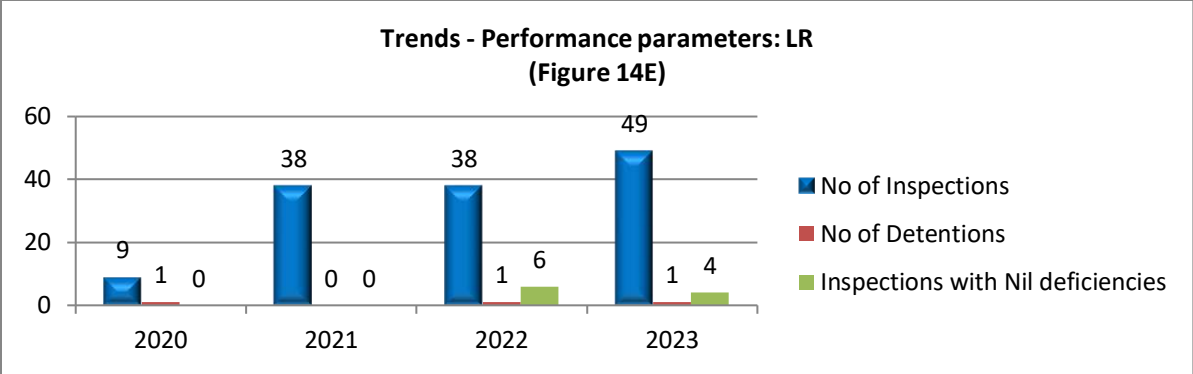
NAME OF COMPANY	Number of Inspections	Number of Detentions	Avg. Deficiency Index	Nil-Deficiency Rate
KVR OFFSHORE PVT LTD	2	0	3	0
L T ENERGY HYDROCARBON	1	1	30	0
LAKKI MARINE SERVICES, KAKINADA	1	0	5	0
LAKSHADWEEP DEVELOPMENT CORPORATION LTD	3	0	9	0
LDCL	2	0	13	0
LIBRA SHIP MANAGEMENT PVT. LTD	1	0	6	0
LILLY MARITIME PRIVATE LIMITED	2	1	21.5	0
M J MARINE SERVICES PRIVATE LIMITED	4	2	21.25	0
M PALLONJI SHIPPING PRIVATE LIMITED	6	0	7.66	0
M/S OSL	1	0	4	0
M/S AMBA SHIPPING	1	0	6	0
M/S VAMSEE SHIPPING CARRIER PVT LTD	1	0	10	0
MAHI MARINE INDIA PVT LTD	1	0	9	0
MAK LOGISTICS PVT LTD	4	0	5.25	0
MARINE INFRASTRUCTURE PVT. LTD	1	0	4	0
MARINE WAVES SHIPPING SERVICES PVT LTD	2	0	3	0
MARINETECH SHIP MANAGERS & SURVEYORS	1	0	6	0
MAT MARINE SERVICES PVT LIMITED, HYDERABAD.	9	0	3.11	0
MATSYA SHIPPING AND PORT PVT LTD	1	0	3	0
MJ MARINE SERVICE PVT. LTD	1	0	9	0
MOL INDIA PVT LIMITED	1	0	13	0
MOL NIPPON INDIA SHIP MANAGEMENT PVT.LTD	1	0	3	0
MOL TANKSHIP MANAGEMENT PTE. LTD	4	0	2.75	25
MS ORINOCO SHIP MANAGEMENT PRIVATE LIMITED	1	0	18	0
NAUTILUS SHIPPING INDIAN PVT LTD	6	1	18.16	0
NEW ERA SHIPPING LTD	1	0	13	0
NEW HORIZONS SHIP MANAGEMENT PVT. LTD	1	0	5	0
OCEAN SPARKLE LIMITED	36	0	2.88	13.89
ORION MARITIME PVT LTD	2	0	4.5	0.00
ORION OFFSHORE SERVICES PVT.LTD.	1	1	7	0
ORION SHIP MANAGEMENT LLP MUMBAI	1	0	11	0
P SURYA RAO	1	1	8	0
PARADIGM MARINE AND TECHNICAL PVT LTD	1	1	19	0
PALLONJI	1	0	22	0
PENINSULAR MARITIME INDIA PRIVATE LIMITED	3	0	11	0
PENNA SHIPPING LIMITED	2	0	2.5	0

NAME OF COMPANY	Number of Inspections	Number of Detentions	Avg. Deficiency Index	Nil-Deficiency Rate
POLESTAR MARITIME LIMITED	13	0	2.5	15.38
PROACTIVE SHIP MANAGEMENT PVT. LTD.	2	0	19.5	0
QK MARINE SERVICES PVT. LTD.	1	0	3	0
RIGEL MARINE SERVICES PRIVATE LIMITED	1	1	37	0
RAJ SHIPPING	1	0	14	0
RAJ SHIPPING AGENCIES LTD	3	0	15.66	0
RISHI MANSUKHANI PORTS AND INFRASTRUCTURE PVT. LTD.	1	0	20	0
RESHAMSIGH CO.PVT LTD	1	0	5	0
RELIANCE INDUSTRIES LIMITED	21	0	5.19	4.76
SANMAR SHIPPING LTD.	9	0	3.75	11.11
SADHAV SHIPPING LTD	4	1	25	0
SAMSON MARITIME LIMITED	9	3	29	0
SAI MANAGEMENT MARITIME PVT LTD.	1	0	5	0
SANGANI SATTIBABU AND SANGANI ANANTHA	1	0	6	0
SONAR MARINE CONSULTANT PVT LTD	3	0	12.66	0
SCI LTD	10	0	5.7	0
SEA LINK ADVENTURE INDIA PVT LTD	1	0	3	0
SEA SPARKLE HARBOUR SERVICES LIMITED	3	0	2	0
SASHAVA SHIPPING	2	0	10	0
S S OFFSHORE PRIVATE LIMITED	1	0	6	0
SAN MARINE KAKINADA	8	1	7.87	0
SHIVANSH OFFSHORE AND MARINE SERVICES PVT.LTD.	1	1	16	0
SEAMEC LIMITED	6	0	12	0
SEAPORT SHIPPING PVT.LTD.	3	0	5.33	0
SEVEN ISLANDS SHIPPING LIMITED	22	0	8.27	0
SEASTAR AND AMBA SHIPPING PVT. LTD.	1	0	4	0
SHAIK AHMED ALISHA AND SHAIK HASINA BEGAM	1	0	5	0
SHANE MARINE SERVICES PVT. LTD	1	0	11	0
SHANTI SAGAR INTERNATIONAL DREDGING PVT. LTD	1	0	2	0
SHIPPING CORPORATION OF INDIA LIMITED	9	0	4.66	0
SHREEJI SHIPPING	4	0	12	0
SHREYAS SHIPPING	1	0	11	0
SHRI GANESH MARITIME SERVICES	1	0	21	0
SIMA MARINE (INDIA) PVT. LTD.	6	0	5.5	0
SONAR MARINE CONSULTANT PVT LTD	3	0	12.66	0

NAME OF COMPANY	Number of Inspections	Number of Detentions	Avg. Deficiency Index	Nil-Deficiency Rate
SPARKLE PORTS SERVICES LTD.	2	0	8	0
SPARKLE TREMINAL AND TOWAGE SERVICES LTD	3	0	2	33.33
SRI GANESH DURGA SAI MARINES	1	0	3	0.00
SHREE GANESH MARITIME SERVICES	2	0	10.5	0
SSR MARINE SERVICES PVT LTD	7	1	14.71	0
STAR AGENCY	1	0	5	0
SUPER TUG OFFSHORE SERVICES PVT.LTD	1	0	9	0
SUSHE MARINE SERVICES PRIVATE LIMITED	6	0	6.16	0
SVITZER HAZIRA PVT.LTD.	1	0	3	0
SVS MARINE SERVICES PVT.LTD.	3	0	10.66	0
SYNERGY OCEANIC SERVICES INDIA PVT. LTD.	7	0	5.14	0
TCI SEAWAYS (A DIVISION OF TRANSPORT CORPORATION OF INDIA. LTD.)	8	0	7.87	0
T-ERUDITE SHIP MANAGERS PRIVATE LIMITED	1	0	4	0
THE ADANI HARBOUR SERVICES PRIVATE LIMITED	4	0	3.75	0
THE GREAT EASTERN SHIPPING CO. LTD.	23	0	3.08	17.39
THE SHIPPING CORPORATION OF INDIA LTD	35	1	9.61	8.57
TOLANI SHIPPING COMPANY LIMITED, MUMBAI	3	0	2	33.33
TRANSWORLD FLEET MANAGEMENT INDIA PVT LTD	1	0	0	100
TRITON MARITIME PRIVATE LIMITED	5	0	10.6	0
THE INDIA CEMENTS LIMITED	1	0	2	0
TRITON VENTURE PVT LTD	1	0	2	0
TW SHIP MANAGEMENT PRIVATE LIMITED	11	0	6.63	18.18
UNITED OCEAN MARINE SYSTEM	1	0	2	0
VAN OORD INDIA PRIVATE LIMITED	1	0	2	0
VARUNI MARINE SERVICES PVT LTD	1	0	14	0
VEDANT SHIP MANAGEMENT, MUMBAI	5	1	6.8	20
VINDHYAWASHINI MARINE SERVICES	1	1	32	0
VINAYAK MARINE SERVICES PRIVATE LIMITED	2	0	19	0
VONDUS PVT LTD	1	0	21	0
VRIDHI MARITIME PVT LTD	1	0	10	0
VINDHYAWASHINI OFFSHORE SERVICES PRIVATE LIMITED	1	1	30	0
VOC PORT AUTHORITY	1	1	3	0
WALLEM SHIPPING (SINGAPORE) PTE LTD.	1	0	3	0
<b>Total</b>	<b>610</b>	<b>41</b>	<b>8.28</b>	<b>6.56</b>

# Trend Analysis of Performance parameters: Inspections





## Trend Analysis of Flag State Inspection Statistics

Table 10: Distribution of Deficiencies across Deficiency Codes (FSI & GI)		
Nature Of Deficiencies	No. of Deficiencies	Percentage
01101 : Cargo Ship Safety Equipment (including exemption)	14	0.281237445
01102: Cargo Ship Safety Construction (including exempt.)	1	0.020088389
01103 : Passenger Ship Safety (including exemption)	1	0.020088389
01104 : Cargo Ship Safety Radio (including exemption)	10	0.200883889
01107 : Safety Management Certificate (SMC/ ISM)	2	0.040176778
01108 : Load Lines (including Exemption)	7	0.140618722
01113 : Minimum Safe Manning Document	17	0.341502611
01117 : International Oil Pollution Prevention (IOPP)	2	0.040176778
01118 : Pollution Prevention by Noxious Liquid Sub in Bulk	1	0.020088389
01119 : International Sewage Pollution Prevention Cert.	4	0.080353556
01120 : Statement of Compliance CAS	2	0.040176778
01122 : International ship security certificate	3	0.060265167
01123 : Continuous synopsis record	11	0.220972278
01124 : International Air Pollution Cert.	1	0.020088389
01125 : Engine International Air Pollution Prev. Cert.	3	0.060265167
01127 : Special Purpose Ship Safety	6	0.120530333
01129 : Mobile Offshore Drilling Unit Safety	26	0.522298112
01130 : INF certificate of fitness	1	0.020088389
01131 : International Anti- fouling-System Certificate	1	0.020088389
01132 : Tonnage certificate	3	0.060265167
01134 : Other (certificates)	104	2.089192447
01135 : Documents for carriage of dangerous goods	2	0.040176778
01201 : Certificates for master and officers	21	0.421856167
01202 : Certificate for rating for watch keeping	1	0.020088389
01204 : Certificate for personnel on tankers	1	0.020088389
01205 : Certificate for personnel on fast rescue boats	2	0.040176778
01207 : Doc evidence for personnel on passenger ships	7	0.140618722
01209 : Manning specified by the minimum safe manning doc	1	0.020088389
01211 : Cert for personnel on survival craft & rescue boat	1	0.020088389
01213 : Evidence of Basic Training	5	0.100441945
01214 : Endorsement by Flag State	1	0.020088389
01216 : Other (STCW)	16	0.321414223
01301 : Cargo Gear Record Book	3	0.060265167
01302: SAR Co-operation plan for pass. Ships trade on fixed route	3	0.060265167
01305 : Log-books/compulsory entries	63	1.265568501
01306 : Schedules for watch keeping personnel	4	0.080353556
01307 : Tables of working hours	3	0.060265167
01308 : Records of rest	27	0.542386501
01309 : Fire control plan - all	12	0.241060667
01310 : Signs, indications	7	0.140618722

Nature Of Deficiencies	No. of Deficiencies	Percentage
01311 : Survey report file	12	0.241060667
01312 : Thickness measurement report	3	0.060265167
01314 : SOPEP	20	0.401767778
01315 : Oil record book	46	0.92406589
01316 : Cargo information	1	0.020088389
01318 : P&A manual	2	0.040176778
01320 : Garbage record book	5	0.100441945
01322 : Conformance Test Report	1	0.020088389
01323 : Fire safety operational booklet	13	0.261149056
01324 : Material Safety Data Sheets(MSDS)	6	0.120530333
01326 : Seafarer Employment Agreement (SEA)	71	1.426275613
02101 : Closing devices/watertight doors	14	0.281237445
02102 : Damage control plan	1	0.020088389
02103 : Stability/strength/loading information and instruments	4	0.080353556
02105 : Steering gear	5	0.100441945
02106 : Hull damage impairing seaworthiness	3	0.060265167
02107 : Ballast, fuel and other tanks	5	0.100441945
02108 : Electrical installations in general	3	0.060265167
02109 : Permanent means of access	1	0.020088389
02110 : Beams, frames, floors- op.damage	4	0.080353556
02111 : Beams, frames, floors-corrosion	8	0.160707111
02112 : Hull - corrosion	37	0.74327039
02113 : Hull - cracking	3	0.060265167
02114 : Bulkhead -corrosion	6	0.120530333
02115 : Bulkheads - operational damage	2	0.040176778
02117 : Decks - corrosion	22	0.441944556
02118 : Decks - cracking	1	0.020088389
02120 : Marking of IMO number	2	0.040176778
02122 : Openings to cargo area, doors, ... scuttles	2	0.040176778
02123 : Wheelhouse -door - window	2	0.040176778
02124 : Cargo pump room	2	0.040176778
02125 : Spaces in cargo areas	1	0.020088389
02127 : Safe access to tanker bows	1	0.020088389
02129 : Bulkhead strength	4	0.080353556
02131 : Other (Bulk carriers)	2	0.040176778
03102 : Freeboard marks	20	0.401767778
03103 : Railing, gangway, walkway and means for safe passage	4	0.080353556
03104 : Cargo & other hatchways	5	0.100441945
03105: Covers (hatchway-, portable-, tarpaulins, etc.)	14	0.281237445
03106 : Windows, side scuttles and deadlights	9	0.1807955
03107 : Doors	21	0.421856167
03108 : Ventilators, air pipes, casings	53	1.064684612
03109 : Machinery space openings	10	0.200883889
03110 : Manholes/flush scuttles	7	0.140618722
03111 : Cargo ports and other similar openings	2	0.040176778
03112 : Scuppers, inlets and discharges	4	0.080353556
03113 : Bulwarks and freeing ports	1	0.020088389

Nature Of Deficiencies	No. of Deficiencies	Percentage
03114 : Stowage incl.uprights, lashing,etc. (timber)	1	0.020088389
03115 : Other (load lines)	19	0.381679389
04101 : Public address system	22	0.441944556
04102 : Emergency fire pump and its pipes	22	0.441944556
04103 : Emergency, lighting, batteries and switches	58	1.165126557
04104 : Low level lighting in corridors	1	0.020088389
04105 : Location of emergency installations	9	0.1807955
04106 : Emergency steering position com./ compass reading	13	0.261149056
04107 : Emergency towing arrangements and procedures	4	0.080353556
04108 : Muster list	22	0.441944556
04109 : Fire drills	7	0.140618722
04110 : Abandon ship drills	18	0.361591
04112 : Shipboard Marine Pollution emergency operations	2	0.040176778
04113 : Water level indicator	1	0.020088389
04114 : Emergency source of power - Emergency generator	14	0.281237445
05101 : Distress messages: obligations and procedures	2	0.040176778
05102 : Functional requirements	10	0.200883889
05103 : Main installation	5	0.100441945
05105 : MF/HF Radio installation	22	0.441944556
05106 : INMARSAT ship earth station	18	0.361591
05107 : Maintenance/duplication of equipment	4	0.080353556
05108 : Performance standards for radio equipment	1	0.020088389
05109 : VHF radio installation	15	0.301325834
05110: Facilities for reception of marine safety inform.	9	0.1807955
05111 : Satellite EPIRB 406MHz/1.6GHz	9	0.1807955
05113 : SART/AIS-SART	9	0.1807955
05114 : Reserve source of energy	13	0.261149056
05115 : Radio log (diary)	12	0.241060667
05116 : Operation/maintenance	21	0.421856167
05117 : Other (radio communication)	42	0.843712334
05118 : Operation of GMDSS equipment	12	0.241060667
06101 : Cargo Securing Manual	12	0.241060667
06105 : Other (cargo	23	0.462032945
06106 : Cargo transfer - Tankers	2	0.040176778
06107 : Cargo operation	15	0.301325834
06109 : Loading instrument	1	0.020088389
07101 : Fire prevention structural integrity	2	0.040176778
07102 : Inert gas system	3	0.060265167
07103 : Division -decks, bulkheads and penetrations	1	0.020088389
07105 : Fire doors/openings in fire-resisting divisions	15	0.301325834
07106 : Fire detection and alarm system	41	0.823623945
07108 : Ready availability of firefighting equipment	30	0.602651667
07109 : Fixed fire extinguishing installation	61	1.225391724
07110 : Firefighting equipment and appliances	140	2.812374448
07111 : Personal equipment for fire safety	25	0.502209723
07112 : Emergency Escape Breathing Device and disposition	4	0.080353556
07113 : Fire pumps and its pipes	98	1.968662113
07114: Remote Means of control (opening, pumps, ventilation, etc.) Machinery spaces	26	0.522298112

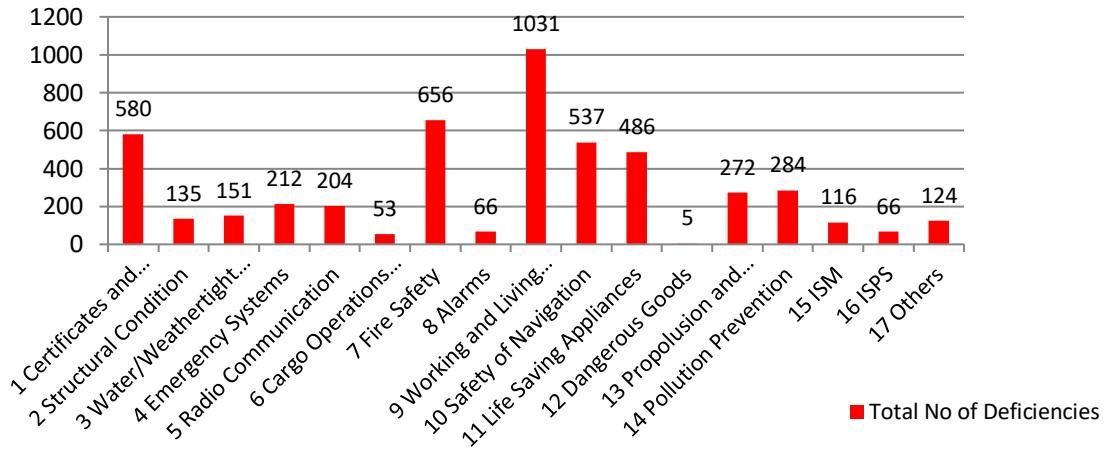
Nature Of Deficiencies	No. of Deficiencies	Percentage
07115 : Fire-dampers	20	0.401767778
07116 : Ventilation	22	0.441944556
07118 : International shore- connection	9	0.1807955
07119 : Other (fire safety)	87	1.747689835
07120 : Means of escape	10	0.200883889
07121 : Crew alarm	1	0.020088389
07122 : Fire control plan	11	0.220972278
07123 : Operation of Fire protection systems	10	0.200883889
07124 : Maintenance of Fire protection	40	0.803535556
08101 : General alarm	4	0.080353556
08103 : Fire alarm	11	0.220972278
08104 : Steering gear alarm	2	0.040176778
08107 : Machinery controls alarm	22	0.441944556
08111 : Other (alarms)	26	0.522298112
09102 : Dirty, parasites	23	0.462032945
09103 : Ventilation (Accommodation)	18	0.361591
09106 : Sanitary Facilities	11	0.220972278
09107 : Drainage	2	0.040176778
09108 : Lighting (Accommodation)	3	0.060265167
09109 : Pipes, wires (insulation)	2	0.040176778
09110 : Electrical devices	2	0.040176778
09111 : Sickbay	6	0.120530333
09112 : Medical Equipment	41	0.823623945
09113 : Access/structure	7	0.140618722
09114 : Sleeping room	5	0.100441945
09116 : Furnishings	6	0.120530333
09119 : Mess room (location)	6	0.120530333
09121 : Laundry	3	0.060265167
09122 : Record of inspection (Accommodation)	1	0.020088389
09123 : Other (crew and accommodation)	35	0.703093612
09124 : Galley, handling room (maintenance)	11	0.220972278
09125 : Ventilation	8	0.160707111
09126 : Lighting	1	0.020088389
09127 : Cleanliness	14	0.281237445
09128 : Provisions quantity	4	0.080353556
09129 : Provisions quality	2	0.040176778
09130 : Water, pipes, tanks	5	0.100441945
09131 : Cold room	8	0.160707111
09132 : Cold room temperature	7	0.140618722
09133 : Cold room cleanliness	2	0.040176778
09136 : Food segregation	2	0.040176778
09137 : Record of inspection	4	0.080353556
09138 : Other (food)	2	0.040176778
09201 : Ventilation (Working spaces)	25	0.502209723
09202 : Heating	3	0.060265167
09203 : Lighting (Working spaces)	48	0.964242668
09204 : Safe means of access	44	0.883889112
09205 : Safe means of access Shore - Ship	18	0.361591
09206 : Safe means of access Deck - hold/tank, etc.	20	0.401767778

Nature Of Deficiencies	No. of Deficiencies	Percentage
09207 : Obstruction/slipping, etc	45	0.903977501
09208 : Protection machinery	16	0.321414223
09209 : Electrical	101	2.02892728
09210 : Machinery	58	1.165126557
09211 : Steam pipes and pressure pipes	13	0.261149056
09212 : Danger areas	5	0.100441945
09213 : Gas instruments	14	0.281237445
09214 : Emergency cleaning devices	2	0.040176778
09215 : Other (working space ILO)	28	0.56247489
09216 : Personal equipment	10	0.200883889
09217 : Warning notices	12	0.241060667
09218 : Protection machines/parts	11	0.220972278
09219 : Pipes, wires (insulation)	26	0.522298112
09220 : Structural features (ship)	4	0.080353556
09221 : Entry dangerous spaces	3	0.060265167
09222 : Other (accident prevention)	127	2.551225392
09223 : Gangway, accommodation-ladder	5	0.100441945
09225 : Loading and unloading equipment	14	0.281237445
09226 : Holds and tanks safety	5	0.100441945
09227 : Ropes and wires	8	0.160707111
09228 : Anchoring devices	23	0.462032945
09229 : Winches & capstans	17	0.341502611
09231 : Other (mooring)	45	0.903977501
09232 : Cleanliness of engine room	40	0.803535556
10101 : Pilot ladders and hoist/pilot transfer arrangements	12	0.241060667
10103 : Radar	31	0.622740056
10104 : Gyro compass	14	0.281237445
10105 : Magnetic compass	88	1.767778224
10106 : Compass correction log	7	0.140618722
10108 : Direction finder	1	0.020088389
10109 : Lights, shapes, sound- signals	82	1.647247891
10110 : Signaling lamp	22	0.441944556
10111 : Charts	55	1.10486139
10112 : Electronic charts (ECDIS)	1	0.020088389
10113 : Automatic Identification System (AIS)	22	0.441944556
10114 : Voyage data recorder (VDR)/Simplified Voyage data recorder(S-VDR)	16	0.321414223
10115 : GNSS receiver/terrestrial radio navigation system	7	0.140618722
10116 : Nautical publications	38	0.763358779
10117 : Echo sounder	26	0.522298112
10118 : Speed and distance indicator	3	0.060265167
10119 : Rudder angle indicator	4	0.080353556
10120 : Revolution counter	1	0.020088389
10121 : Variable pitch indicator	1	0.020088389
10125 : Use of the automatic pilot	1	0.020088389
10127 : Voyage or passage plan	12	0.241060667
10128 : Navigation bridge visibility	11	0.220972278
10129 : Navigation records	2	0.040176778
10130 : Other (navigation)	58	1.165126557

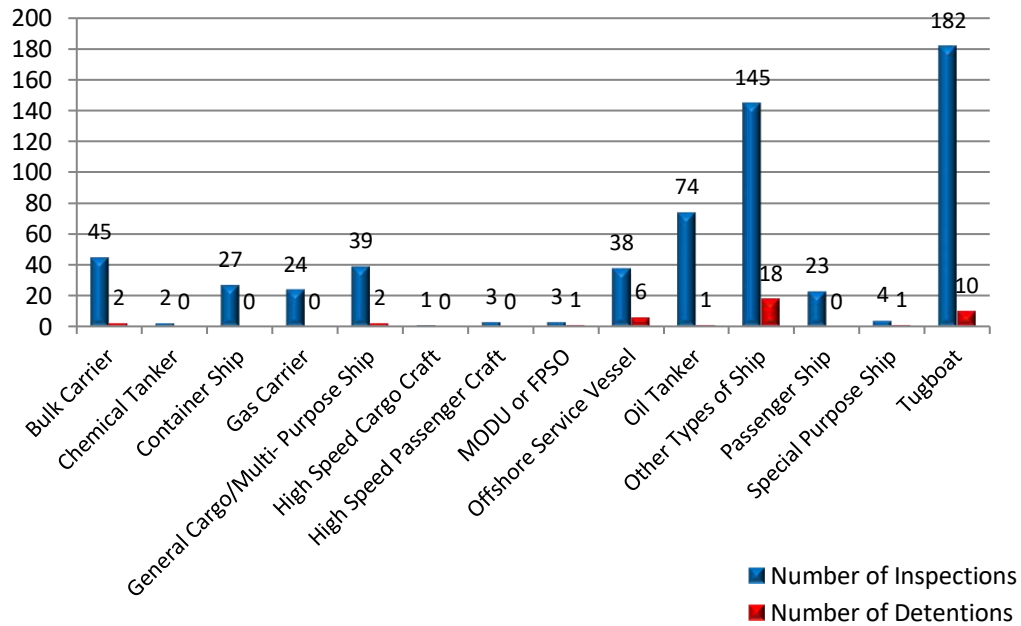
Nature Of Deficiencies	No. of Deficiencies	Percentage
10132 : Communication-SOLAS	5	0.100441945
10133 : Bridge operation	8	0.160707111
10135 : Monitoring of voyage or passage plan	4	0.080353556
10137 : Long-range identification and tracking system (LRIT)	5	0.100441945
11101 : Lifeboats	36	0.723182001
11102 : Lifeboat inventory s	4	0.080353556
11103 : Stowage and provision of Lifeboats	4	0.080353556
11104 : Rescue boats	62	1.245480112
11105 : Rescue boat inventory	16	0.321414223
11106 : Fast Rescue Boats	9	0.1807955
11107 : Stowage of rescue boats	3	0.060265167
11108 : Inflatable life rafts	55	1.10486139
11109 : Rigid life rafts	3	0.060265167
11110 : Stowage and provision of life rafts	8	0.160707111
11111 : Marine Evacuation System	2	0.040176778
11112 : Launching arrangements for survival craft	15	0.301325834
11113 : Launching arrangements for rescue boats	13	0.261149056
11114 : Helicopter landing and pick-up area	1	0.020088389
11115 : Means of rescue	1	0.020088389
11116 : Distress flares	6	0.120530333
11117 : Lifebuoys incl. provision and disposition	74	1.486540779
11118 : Lifejackets incl. provision and disposition	24	0.482121334
11119 : Immersion suits	7	0.140618722
11123 : Emergency equipment for 2-way comm.	1	0.020088389
11124 : Embarkation arrangement survival craft	11	0.220972278
11125 : Embarkation arrangements rescue boats	2	0.040176778
11127 : Buoyant apparatus	3	0.060265167
11128 : Line-throwing appliance	1	0.020088389
11129 : Operational readiness of lifesaving appliances	14	0.281237445
11131 : On board training and instructions	31	0.622740056
11132 : Maintenance and inspections	13	0.261149056
11133 : Other (life saving)	48	0.964242668
11134 : Operation of Life Saving Appliances	4	0.080353556
11135 : Maintenance of Life Saving Appliances	15	0.301325834
12101 : Stowage/segregation/packaging dangerous goods	1	0.020088389
12108 : Personal protection	3	0.060265167
12112 : Dangerous goods / harmful substances in pack. form	1	0.020088389
13101 : Propulsion main engine	46	0.92406589
13102 : Auxiliary engine	74	1.486540779
13103 : Gauges, thermometers, etc	29	0.582563278
13104 : Bilge pumping arrangements	3	0.060265167
13106 : Insulation wetted through (oil)	1	0.020088389
13107 : Other (machinery)	92	1.84813178
13108 : Operation of machinery	25	0.502209723
13109 : Manuals, instructions, etc.	2	0.040176778
14101 : Control of discharge	2	0.040176778
14102 : Retention of oil on board	3	0.060265167
14104 : Oil filtering equipment	9	0.1807955
14105 : Pumping, piping and discharge arrangements	14	0.281237445

Nature Of Deficiencies	No. of Deficiencies	Percentage
14107: Oil disch. Monitoring and control system	3	0.060265167
14108 : 15 PPM Alarm arrangmts	10	0.200883889
14109 : Oil/water interface detector	2	0.040176778
14116 : Pollution report-MARPOL Annex I	1	0.020088389
14118 : Other (MARPOL Annex I)	50	1.004419446
14119 : Oil and oily mixtures from machinery spaces	26	0.522298112
14122 : Oil fuel tank protection	1	0.020088389
14209 : Other MARPOL Annex II	3	0.060265167
14402 : Sewage treatment plant	36	0.723182001
14404 : Sewage discharge connection	1	0.020088389
14405 : Other (MARPOL Annex IV)	20	0.401767778
14501 : Garbage	45	0.903977501
14502 : Placards	10	0.200883889
14503 : Garbage management plan	8	0.160707111
14504 : Other MARPOL Annex V	13	0.261149056
14601 : Technical files and if applicable, monitoring manual	6	0.120530333
14602 : Record book of engine parameters	1	0.020088389
14604 : Bunker delivery notes	4	0.080353556
14607 : Quality of fuel oil	1	0.020088389
14611 : Ozone-depleting substances	6	0.120530333
14612 : Other MARPOL Annex VI	8	0.160707111
14701 : AFS supporting documentation	1	0.020088389
15101 : Safety and environment policy	5	0.100441945
15102 : Company responsibility and authority	21	0.421856167
15103 : Designated person(s)	2	0.040176778
15104 : Masters responsibility and authority	2	0.040176778
15105 : Resources and personnel	9	0.1807955
15106 : Shipboard operations	17	0.341502611
15107 : Emergency preparedness	12	0.241060667
15109 : Maintenance of the ship and equipment	9	0.1807955
15110 : Documentation-ISM	6	0.120530333
15111 : Company verification, review and evaluation	6	0.120530333
15112 : Certification, verification and control	2	0.040176778
15113 : Other (ISM)	25	0.502209723
16101 : Security related defects	11	0.220972278
16103 : Ship security plan	4	0.080353556
16104 : Ship security officer	2	0.040176778
16105 : Access control to ship	7	0.140618722
16106 : Security drills	1	0.020088389
16107 : Other (maritime security)	41	0.823623945
17101 : Other safety in general operational)	101	2.02892728
17102 : Other (SOLAS operational)	16	0.321414223
17103 : Other (MARPOL operational)	7	0.140618722
8105 : Engineers alarm	1	0.020088389

### Deficiencies by type (Figure 15)



### Flag State Inspection Performance based on Ship Type (Figure 15A)



**Table11 : List of Ships detained under FSI for 2023**

SR. NO	IMO Number	Gross Tonnage	Particulars of Company	Ship Name	Year Built	Ship Type	Classification Society	Date of Inspection
1	9217046	374	Vedant Ship Management, Mumbai	SWARNA	1999	tugboat	IRS	10.01.2023
2	8107098	4483	HAL OFFSHORE LTD	HAL ANANT	1982	other types of ship	Bureau Veritas (BV)	30.01.2023
3	9277498	2838	AMBA LOGISTICS PROVATE LTD, Mumbai	MP WORKBAOT 1	2002	other types of ship	IRS	03.02.2023
4	9312391	183	Vindhyawashini Marine Services	KPS	2004	other types of ship	IRS	13.02.2023
5	9318797	499	Samson Maritime Ltd.	OCEAN AMMOLITE	2005	offshore service vessel	IRS	13.02.2023
6	9351177	2014	Amba Shipping and Logistics Private Limited	THERA	2006	tugboat	IRS	23.02.2023
7	9207297	247	Bhoir Dredging co. pvt ltd	SHIVALI II	1999	tugboat	IRS	15.03.2023
8	9183611	27645	CASTLE SHIPS PRIVATE LIMITED	HARI ARADHANA	1999	oil tanker	IRS	18.03.2023
9	9030400	2411	Lilly Maritime Private Limited	SUDARSHAN	1992	other types of ship	IRS	03.04.2023
10	9221176	1972	Amba Shipping and Logistics Private Limited	PFS SUPPLIER	2000	offshore service vessel	IRS	17.04.2023
11	8666434	159	P SURYA RAO	TEJA	2005	other types of ship	IRS	22.04.2023
12	9437012	1641	ALLIANZ OFFSHORE SERVICES PVT. LTD	OLYMPUS	2007	offshore service vessel	American Bureau of Shipping (ABS)	01.05.2023
13	8646604	4779	Hind Offshore Private Limited	SEA PATRIOT	1976	other types of ship	American Bureau of Shipping (ABS)	07.05.2023
14	9082049	1594	FAIRPLAY SHIPPING	MM FAIR	1993	general cargo/multi-purpose ship	IRS	08.05.2023

**Table11 : List of Ships detained under FSI for 2023**

15	0	298	HIND OFFSHORE PVT LTD	SEA STALLION	1993	other types of ship	IRS	19.05.2023
16	8924575	140	M J Marine Services Private Limited	GOMTI	1981	other types of ship	IRS	22.05.2023
17	919076	353	ACOMS INDIA PRIVATE LIMITED	ACOMS 11	1998	offshore service vessel	IRS	29.05.2023
18	0	499	HIND OFFSHORE PVT. LTD	SEA JAGUAR	1978	MODU or FPSO	IRS	31.05.2023
19	8536471	12532	L T Energy Hydrocarbon	LTB 300	2010	other types of ship	American Bureau of Shipping (ABS)	12.06.2023
20	9386134	363	ARC OFFSHORE INDIA PRIVATE LIMITED	CHANDRA SUN	2006	tugboat	Nippon Kaiji Kyokai (NK)	27.06.2023
21	9701906	2052	Fairplay Shipping and Logistics Private Limited	SEA SIDDHEE	2015	other types of ship	IRS	29.06.2023
22	9415363	1579	Equiptrans logistics ltd	SAMARTH	2008	offshore service vessel	IRS	06.07.2023
23	8901951	122	DELTA MARITIME & IND SKILL TRAINING PVT LIMITED	SHIVAM	1988	other types of ship	IRS	25.07.2023
24	9180061	199	Paradigm Marine And Technical Pvt Ltd	PARASEA TWO	1997	tugboat	Bureau Veritas (BV)	30.08.2023
25	9257278	777	EQUIP TRANS LOGISTICS PVT LTD	SHAKTI	2003	tugboat	IRS	07.09.2023
26	9217072	372	SSR MARINE SERVICES	MEHUL	1999	tugboat	IRS	11.09.2023
27	9350446	127	Vindhya washini Offshore Services Private Limited	KPS SHIVALI	2005	other types of ship	IRS	14.09.2023
28	9797333	5264	Nautilus Shipping Indian Pvt Ltd	JSW LOHGAD	2020	other types of ship	IRS	15.09.2023
29	9274850	2140	Shivansh Offshore and Marine Services Pvt.Ltd.	SHIVANSH PRIYA	2005	other types of ship	Lloyd s Register (LR)	29.09.2023

Table11 : List of Ships detained under FSI for 2023								
30	9606716	487	Orion Offshore Services Pvt.Ltd.	ORION LAXMI	2012	other types of ship	IRS	11.10.2023
31	9339765	29961	RIGEL MARINE SERVICES Private Limited	NAVDHENU PURNA	2005	bulk carrier	IRS	24.10.2023
32	9361897	1601	Gaur Hari Marine Services Private Limited	MPB-II	2006	general cargo/multi-purpose ship	IRS	26.10.2023
33	9487914	33185	The Shipping Corporation of India Ltd	VISHVA DIKSHA	2012	bulk carrier	Det Norske Veritas (DNV)	29.10.2023
34	9475325	336	Bapu Shipping South Gujarat	IVY	2008	tugboat	IRS	06.11.2023
35	9421570	494	SAN MARINE KAKINADA	VANESSA 7	2007	offshore service vessel	IRS	06.11.2023
36	9381598	425	VOC PORT AUTHORITY	TUTICORIN	2006	tugboat	IRS	07.11.2023
37	7724746	969	HIND OFFSHORE	SEA MELODY	1978	tugboat	IRS	21.11.2023
38	8849361	154	M J MARINE SERVICES PRIVATE LIMITED	VMS 21	1991	special purpose ship	IRS	23.11.2023
39	9387994	2072	Samson Maritime Limited	OCEAN GARNET	2006	other types of ship	IRS	24.11.2023
40	9512276	873	Samson Maritime Limited	OCEAN TANZANITE	2009	other types of ship	IRS	21.12.2023
41	9304710	2052	Sadhav Shipping Ltd	CANERA PRIDE	2005	other types of ship	IRS	27.12.2023



Damaged Fire Detector




Sludge P/P Remote St./Stp. Switch Defective

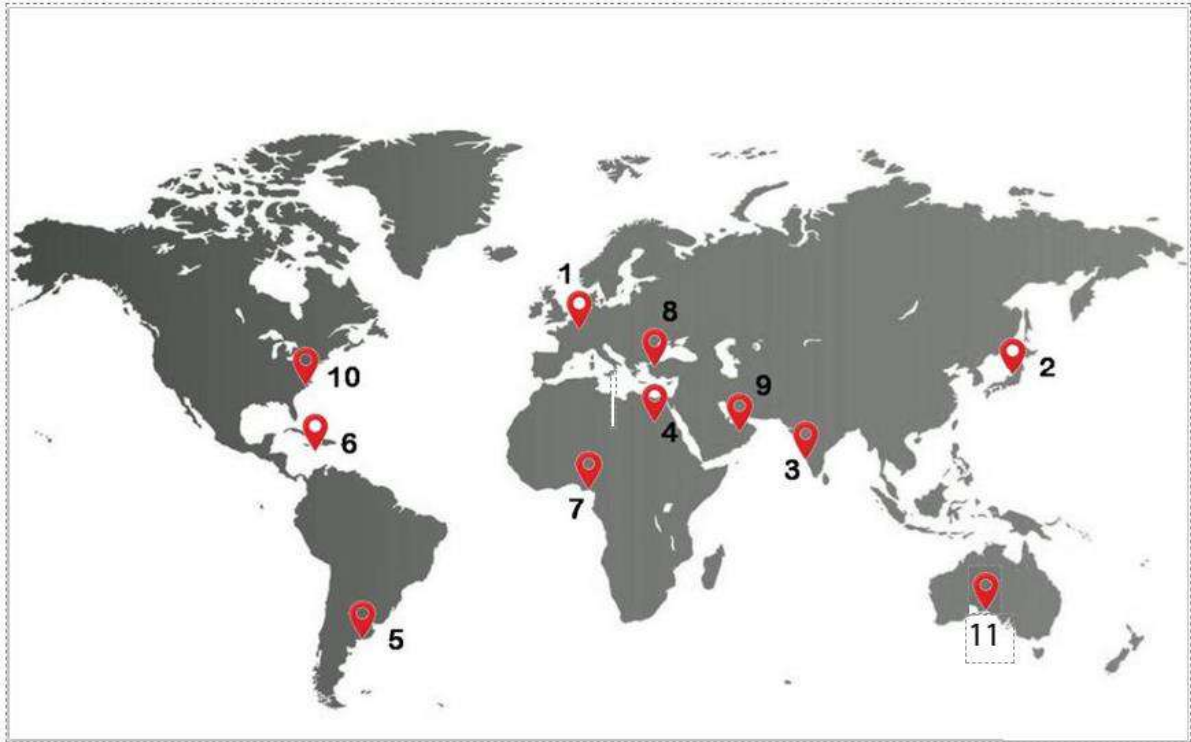


Safety Guards missing in Grinding Machine

# PORT STATE CONTROL (PSC) of Indian Flag vessels in Foreign Ports



## Prominent MoUs on Port State Control



1. Paris MoU
2. Tokyo MoU
3. Indian Ocean MoU
4. Mediterranean MoU
5. Acuerdo de Vina del Mar (Latin American MoU)
6. Caribbean MoU
7. Abuja MoU
8. Black Sea MoU
9. Riyadh MoU
10. United States Coast Guard (USCG)
11. Australian Maritime Safety Authority (AMSA)

Port State Control (PSC) is the inspection of foreign ships in national ports to verify that the condition of the ship and its equipment comply with the requirements of international regulations and that the ship is manned and operated in compliance with these rules.

PSC inspections are intended to be a backup to flag State implementation against substandard shipping, and experience has shown that they can be extremely effective. Many IMO conventions contain provisions for Governments to inspect foreign ships that visit their ports to ensure that they meet IMO standards contained in instruments to which the port State is a Party, taking into account the concept of no-more favourable treatment.

Article 218 (1) - Enforcement by port States and Article 219 - Measures relating to seaworthiness of vessels to avoid pollution of the United Nations Convention of the Law of the Sea (UNCLOS) allows the Port State to take administrative measures against vessels which are in violation of applicable international rules and standards relating to seaworthiness of vessels and thereby threatens damage to the marine environment.

Indian Flag vessels regularly trade in the regional MOU's on port State control ie. Paris MoU; Tokyo MoU; Acuerdo de Viña del Mar; Caribbean MoU; Abuja MoU; Black Sea MoU; Mediterranean MoU; Indian Ocean MoU; Riyadh MoU and the PSC Regime of The United States Coast Guard. All Indian vessels which undergo PSC inspections at Foreign Ports have to mandatorily upload the inspection reports on the [fsidgs.dgshipping.gov.in](https://www.fsidgs.dgshipping.gov.in) website. In case of detention the PSC Cell of the DGS has to be informed by the company and Recognised organization of the vessel immediately.

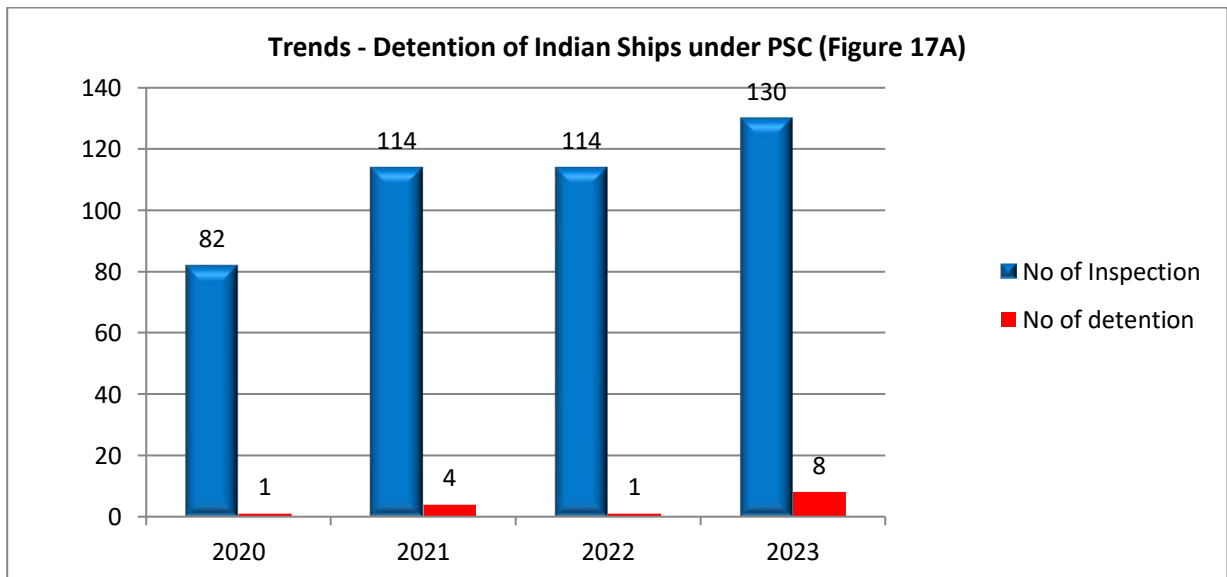
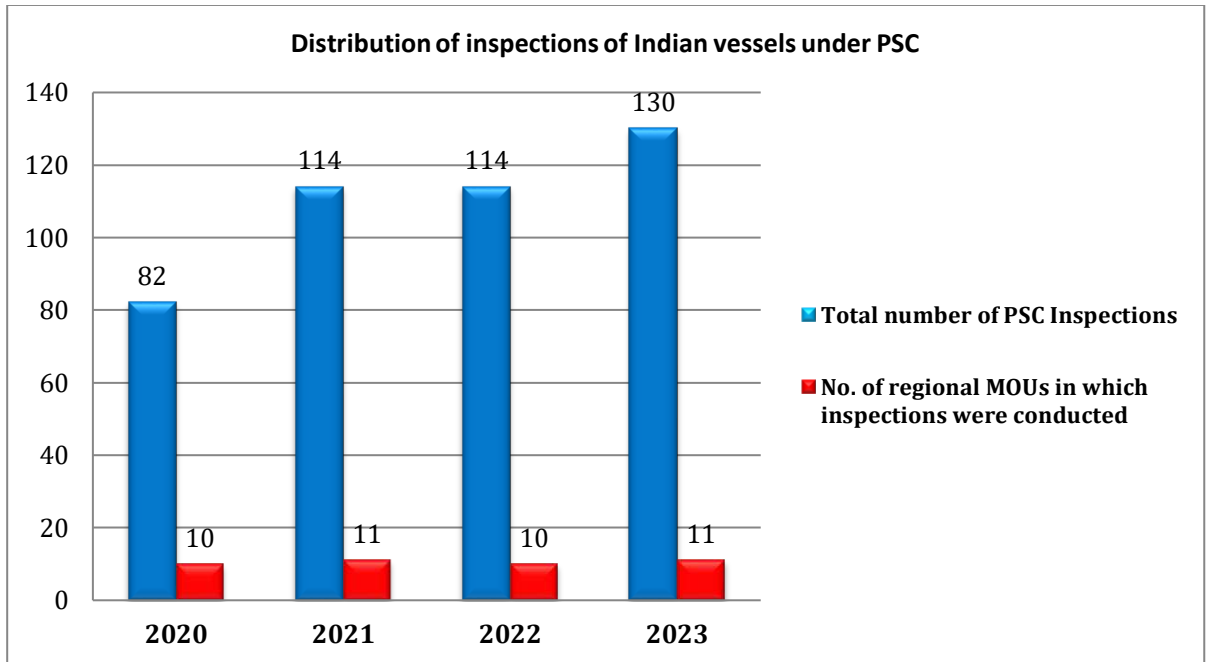
The Merchant Shipping Notice 4 Of 2017 dated 18.05.2017 issued by the Directorate General of Shipping rewards quality Indian vessels which have satisfactorily undergone all PSC inspection (since last general examination or Flag State Inspection) under Paris MOU, USCG or in countries such as Australia, China, Hong Kong, Japan, Singapore, Republic of Korea, New Zealand and Canada (under Tokyo MOU), without any detainable deficiency and total number of deficiencies not exceeding five (5) exemption from next FSI/General Examination.

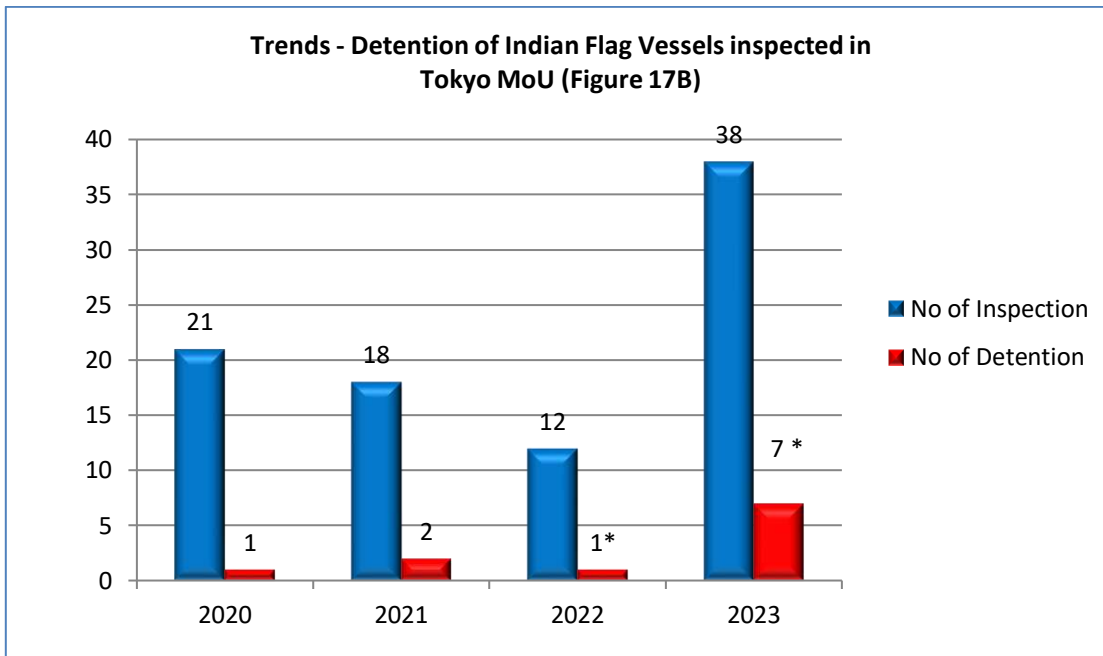
The year 2023 has seen a general increase in PSC inspections worldwide post the slump in inspections due to the Covid pandemic in the previous three years. There was a total of 130 inspections in 11 PSC regimes worldwide with inspections becoming more stringent as access to vessels became easier.

Compared to 1 detention in 2022, there were 8 detentions in 2023 and in terms of detention rate, it constituted 6.15% detention rate compared to 0.87% in 2022. The 130 inspections resulted in about 278 deficiencies that is about 2.13 deficiencies per vessel. 67 vessels had NIL deficiencies ie. 51.53% of all inspected vessels resulted in NIL deficiencies.

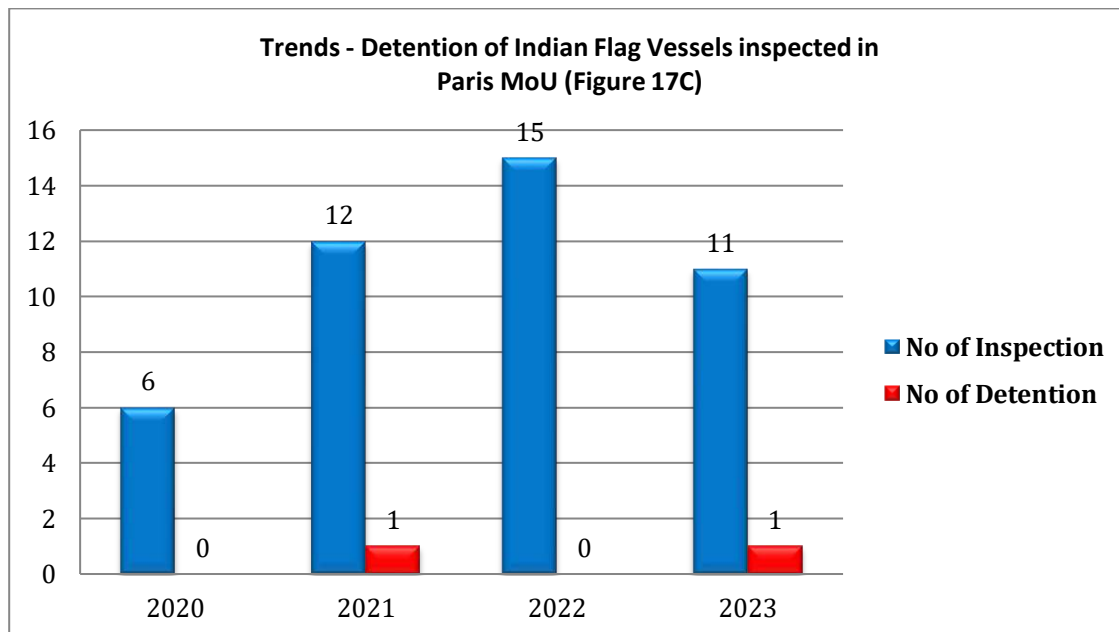
## Detention and Detention Trends of Indian Ships

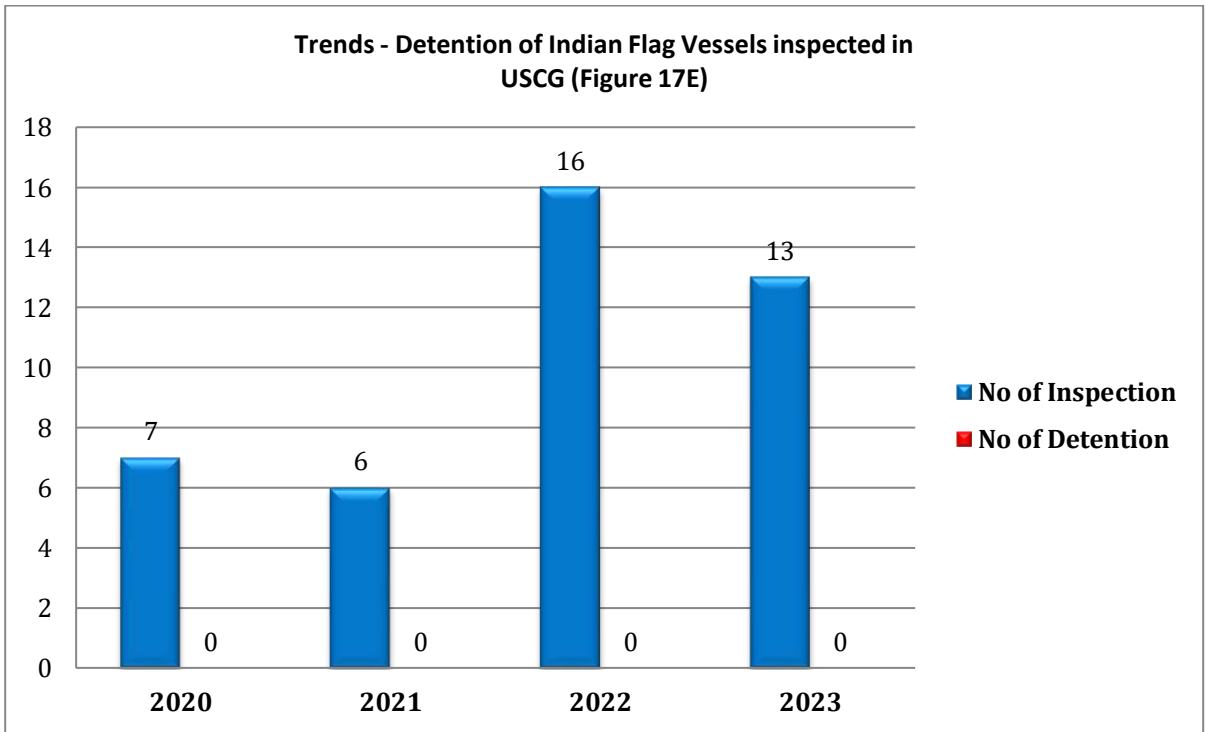
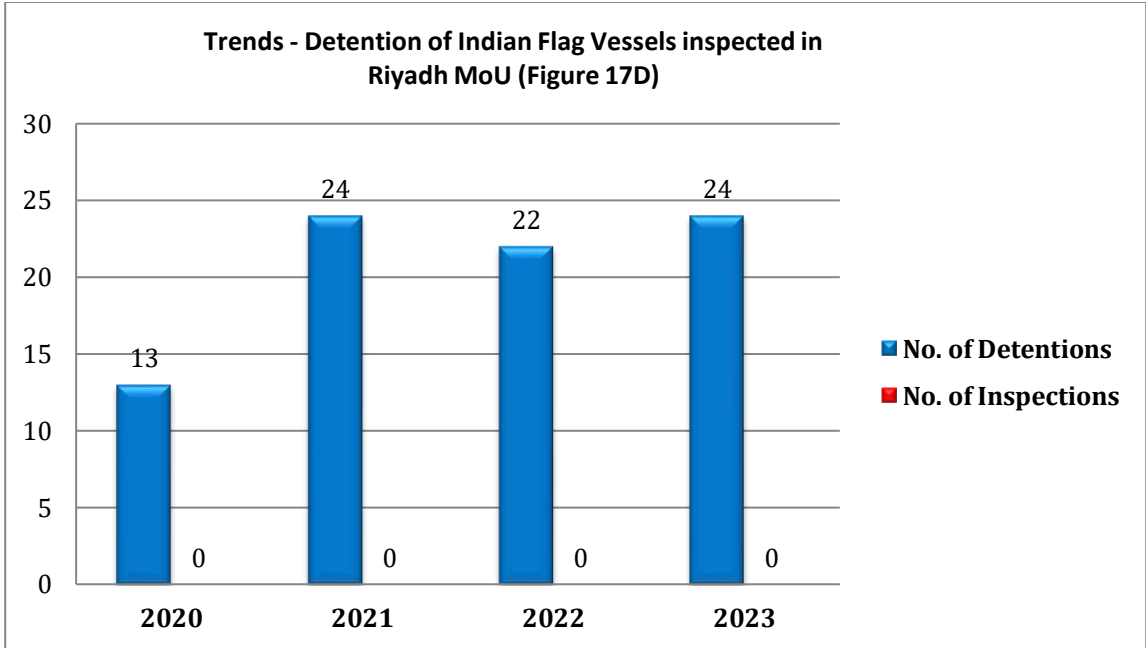
Distribution of inspections of Indian vessels under PSC (Figure 16)

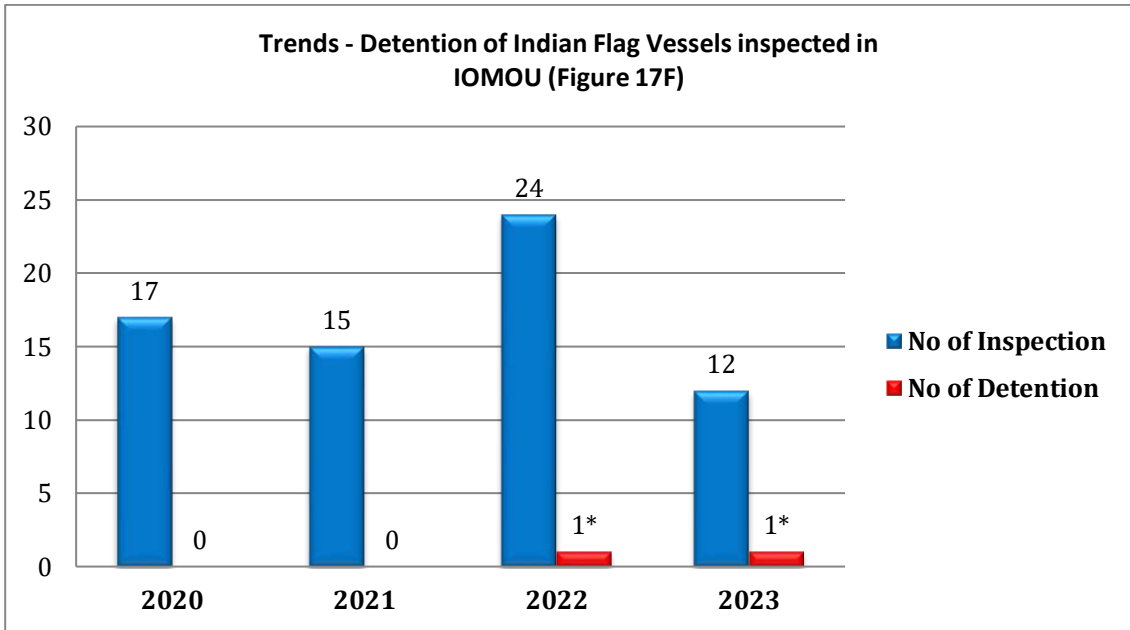




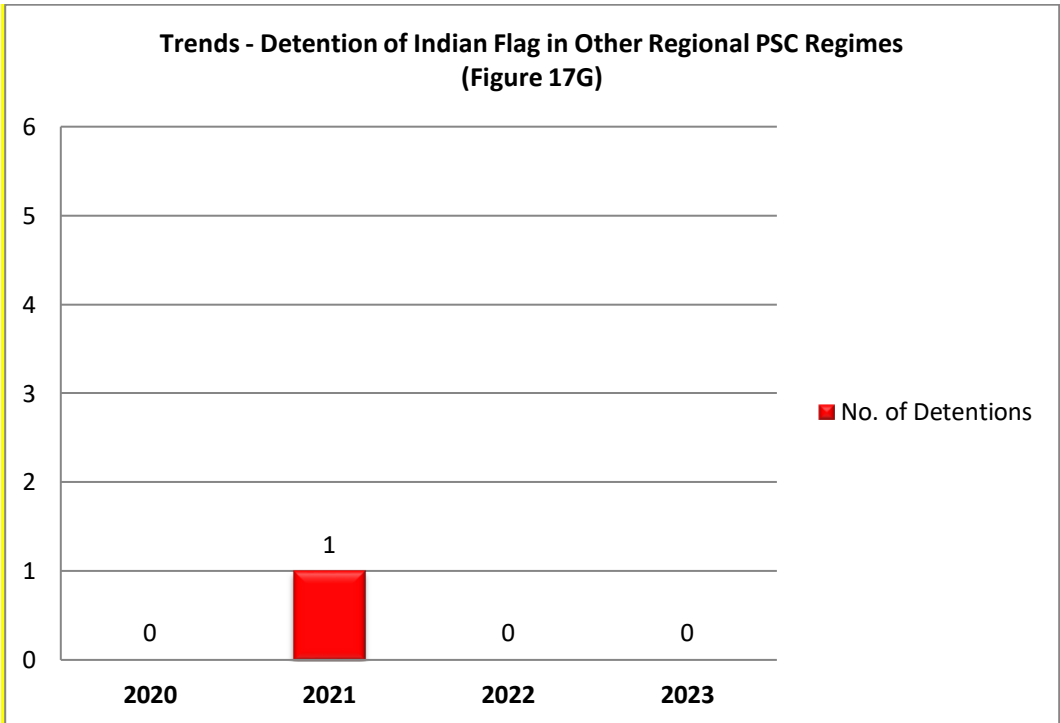
\*Detention under AMSA reflected in both Tokyo and Indian Ocean MOUs







\*Detention under AMSA reflected in both Tokyo and Indian Ocean MOUs



## Performance of Indian Flag Vessels inspected under various PSC Regimes

Table 12: Performance in various Regional PSC Groups				
Total inspections under PSC Regimes	Number of Inspections	Number of Detentions	Avg. Deficiency Index	Nil. Deficiency Rate
ABUJA MOU	5	0	0	100
AMSA*	6	1*	2.16	16.66
BLACK SEA MOU	5	0	2.4	20
CARIBBEAN	3	0	0	100
IOMOU	12	1*	1.41	66.66
MED-MOU	5	0	0	100
PARIS MOU	11	1	5.27	45.45
RIYADH MOU	24	0	1.91	41.66
TOKYO MOU	36	7*	3.47	30.55
USCG	13	0	0.41	61.53
AQUERDO VINA-DEL-MAR	8	0	0	100
<b>TOTAL</b>	<b>130</b>	<b>8</b>	<b>2.12</b>	<b>52.30</b>

\*All inspections under AMSA is uploaded in both Tokyo and Indian Ocean MOUs

## PERFORMANCE OF INDIAN SHIPS: AGE BASED

Table 13A: Age based performance of Indian Vessels				
Type of vessel and age bracket	No of Inspections	No of Detentions	Avg. Deficiency index	Nil- Deficiency index
0-5 Years	0	0	0	0
6-15 years	87	8	2.55	54.02
16-25 Years	43	0	1.25	48.83
<b>All</b>	<b>130</b>	<b>8</b>	<b>2.12</b>	<b>52.30</b>

Table 13B: Age based performance of Bulk Carriers				
Type of vessel and age bracket	No of Inspections	No of Detentions	Avg. Deficiency index	Nil- Deficiency index
0-5 Years	0	0	0	0
6-15 years	47	4	1.68	57.44
16-25 Years	10	0	2	10
<b>All</b>	<b>57</b>	<b>4</b>	<b>1.73</b>	<b>49.12</b>

<b>Table 13 C: Age based performance of Gas Carriers</b>				
Type of vessel and age bracket	No of Inspections	No of Detentions	Avg. Deficiency index	Nil- Deficiency index
0-5 Years	0	0	0	0
6-15 years	1	0	7	0
16-25 Years	3	0	0.66	66.66
All	4	0	2.25	50.00

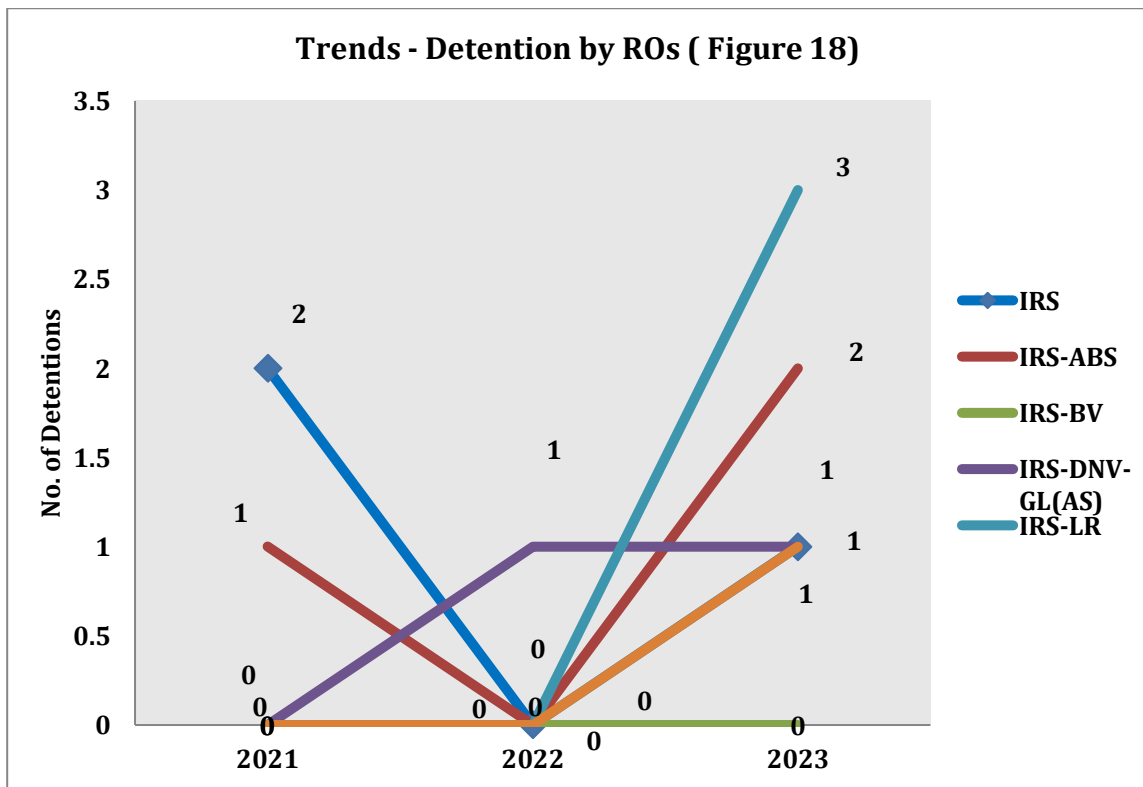
<b>Table 13D : Age based performance of Other type vessels</b>				
Type of vessel and age bracket	No of Inspections	No of Detentions	Avg. Deficiency index	Nil- Deficiency index
0-5 Years	0	0	0	0
6-15 years	0	0	0	0
16-25 Years	6	0	1.5	33.33
All	6	0	1.5	33.33

<b>Table 13E: Age based performance of Oil Tankers</b>				
Type of vessel and age bracket	No of Inspections	No of Detentions	Avg. Deficiency index	Nil- Deficiency index
0-5 Years	0	0	0	0
6-15 years	39	4	3.48	51.28
16-25 Years	22	0	0.72	72.72
All	61	4	2.49	59.00

<b>Table 13 F : Age based performance of General Cargo Vessels</b>				
Type of vessel and age bracket	No of Inspections	No of Detentions	Avg. Deficiency index	Nil- Deficiency index
0-5 Years	0	0	0	0
6-15 years	0	0	0	0
16-25 Years	2	0	3.5	0
All	2	0	3.5	0

**Table 14: Performance of Recognized Organizations**

Recognized Organization	Number of Inspections	Number of Detentions	Avg. Deficiency Index	Nil-Deficiency Rate
IRS	35	1	1.22	62.85
IRS-ABS	36	2	3	44.44
IRS-BV	1	0	3	0.00
IRS- DNV	21	1	0.9	66.66
IRS-LR	30	3	3.1	43.33
IRS-NKK	6	1	1.16	50.00
IRS-KRS	1	0	3	0.00
All	130	8	2.13	46.15



**Table 15: Performance of Indian shipping companies**


Company	Number of	Number of	Avg. Deficiency	Nil-Deficiency
	Inspections	Detentions	Index	Rate
Anglo-Eastern Ship Management India Pvt. Ltd	1	0	0	0
ASP Ship Management (India) Pvt. Ltd.	5	0	0.6	80
Five Stars Shipping Co. Pvt. Ltd.	17	0	1.7	23.52
Sanmar Shipping Ltd	3	0	0	0
Fleet Management India Pvt. Ltd India	3	0	5	0
TW Ship Management Pvt. Ltd.	1	1	11	0
Seven Islands Shipping Limited	4	0	2.25	75
Synergy Oceanic Services India Pvt. Ltd.	3	0	3	3
The Great Eastern Shipping Co. Ltd.	83	3	1.56	62.65
The Shipping Corporation of India Ltd	7	4	8.71	0
Sai Marine	2	0	3.5	0
Tolani Shipping Co. Ltd.	1	0	2	0
<b>Total</b>	<b>130</b>	<b>8</b>	<b>2.13</b>	<b>50</b>



Free fall lifeboat hook securing base corroded and holed



Poor condition and improper securing of pilot ladder



Oil Leakages on Main Engine

## List of Detainable deficiencies observed during the PSC Inspection of Indian Flag ships

Description of Detainable Deficiencies by Category				
Sr.No	Code	Nature of Deficiencies	Deficiency Description	Deficiencies Main Head
1	07109	Fixed fire extinguishing installation	Ship paint locker fixed water spraying system all nozzles were unable to provide water spray at time at time of operational test	Fire Safety
2	07123	Operation of Fire protection systems	Fire main isolation valve at fire control station was found leaking and unable to isolate the water flow in term of emergency.	Fire Safety
3	15109	Maintenance of the ship and equipment	Deficiencies found with ISM related reveal that starboard safety management system was not effectively implemented onboard as per ISM Element 10	ISM
4	03115	Other (load lines)	Water ingress repeater Master and alarm system in bridge out of order.	Water / Weather tight condition
5	10112	Electronic charts (ECDIS)	The reserve power supply for ECDIS Out of order	Safety of Navigation
6	11104	Rescue boats	The Hydraulic oil tank of rescue boats launching broken and leaking seriously.	Life Saving appliances
7	07109	Fixed fire extinguishing installation	The CO2 Pipe for no.3 hold broken at the no.3 Cargo hold STBD Side.	Fire Safety
8	07109	Fixed fire extinguishing installation	The fix water base mist at purifiers room in operation during PSC Inspection	Fire Safety
9	04114	Emergency source of power Emergency generator	Emergency systems/emergency source of power emergency generator/emergency generator found unable to start manually and automatically during operational test despite multiple attempts	Emergency System
10	07109	Fixed fire extinguishing installation	Fire safety/fixed fire extinguishing installation/engine room incinerator local water mist system sighted with ineffective spray pattern during operational test despite multiple attempts	Fire Safety
11	15113	Other (ISM)	ISM as evidenced from deficiency items and ism related deficiencies indicate that the shipboard safety management system was not implemented effectively onboard as per ism element 7 and 10 respectively.	ISM
12	11101	Lifeboats	The abandon ship drill failed it takes up to 1h to take the rescue boat PS lifeboat back	Life Saving appliances

			in Now the boat is provisionally secured into the lines Forward hook is not resetting Lifeboat could not be hoisted PS lifeboat is the rescue boat Parts of the h	
13	09229	Winches & capstans	Several brake plates for several winches in poor condition Metal plates corroded PS forward winch brake path shifted	Working and Living Conditions
14	03115	Other (load lines)	Some cable penetrations in poor condition metal corroded and or open eg, monkey bridge aft navigation lights	Water and Weather tight Condition
15	02117	Decks corrosion	Several bolts, nuts, piping U brackets, piping support beams on deck in completely corroded broken condition. Some steps from stairs corroded, Some flanges corroded, No reference to this defects in their latest of both Class attendance reports.	Structural Condition
16	03105	Covers (hatchway, portable, tarpaulins, etc.)	Engine Room skylight cover in poor condition Some holes for bolts corroded away Gasket in poor condition Cover for deck crane in poor condition No reference to this defect in their latest of both Class attendance reports.	Water and Weather tight Condition
17	13104	Bilge pumping arrangements	Air supply valves to all 3 pumps ejector priming system found closed. A. Priming system on Fire General Service pump is not working When air supply is opened the ejector leaks water and air drainpipe obstructed. B. Priming system on Fire Bilge pump is not operational.	Propulsion and auxiliary machinery
18	11101	Lifeboats	P S lifeboat sprinkler system not working According available service report statement last yearly service carried out by shore service provider.	Life Saving appliances
19	11101	Lifeboats	The abandon ship drill failed. It takes up to 1h to take the rescue boat (P S lifeboat) back in. Now the boat is provisionally secured into the lines Forward hook is not resetting. Lifeboat could not be hoisted. PS lifeboat is the rescue boat. Parts of the hook deformed. Shackle for fall preventing device heavily corroded. Safe position of locking mechanism could not be verified without boarding the boats. Additionally electric cables for disembarkation lights are not fixed to their cable rail.	Life Saving appliances
20	02117	Decks corrosion	Severe corrosion even up to cracks observed at toe of brackets of on outer deck transverse beams. Eg. above Cargo	Structural Condition

			tanks 6 PS No reference to this defects in their latest of both Class attendance reports.	
21	07109	Fixed fire extinguishing installation	During fire drill When testing foam monitors 2 the pressure was insufficient 2 water jets did not reach same area on deck cargo manifold at PS. Crew explained later that emergency fire pump was first used Afterwards the main fire pump pressure was used.	Fire Safety
22	02117	Decks corrosion	Electric cables and hydraulic control pipes insufficiently fixed to their supporting rails. Additionally the cable supports railings fixations at several places are also completely corroded away.	Structural Condition
23	11131	On board training and instructions	LSA training manual is not providing proper information about safe handling on load release hooks of both lifeboats. Drawings are not reflecting the actual hooks. Confirmation of safe securing position could not be found.	Life Saving appliances
24	07125	Evaluation of crew performance (fire drills)	Fire drill failed. Insufficient pressure at foam monitors. BA sets not properly rigged. Belt around waist not fixed. Belt over BA bottle. No pressure control of remaining air in BA sets during drill. Firemen run out of Air.	Fire Safety
25	15113	Other (ISM)	Corrective action taken on the ISM system by the company is required within 3 months. Deficiencies marked ISM is objective evidence of a failure or lack of effectiveness of the implementation of the ISM code.	ISM
26	07113	Fire pumps and its pipes	Several supports brackets nuts on brackets of fire line outside of superstructure totally rusted away e g Nav Deck C Deck B deck.	Fire Safety
27	11112	Launching arrangements for survival craft	Despite an approved service provider carried out an annual service to PS and SB lifeboats and the vessel has been revisited for verification of the lifeboats hooks swivel of floating blocks found frozen.	Life Saving appliances
28	14402	Sewage treatment plant	Sewage treatment plant defective	Pollution Prevention
29	11132	Maintenance and inspections	PS lifeboat fall not maintained inspected accord. lifesaving appliance onboard maintenance pln. Boat fall remain tension during seagoing load may cause damage boat falls in situation of deficiency .	Life Saving appliances

30	07113	Fire pumps and its pipes	Fire isolation valve defective. The water pumped out during the closure of mentioned valve.	Fire Safety
31	14402	Sewage treatment plant	Sewage treatment plant chlorination not carried out because the chlorine table stuck the bottom need contact with water streaming not have table.	Pollution Prevention
32	02107	Ballast, fuel and other tanks	Sounding pipe for 4S WBT, 4P WBT found holed at time of inspection.	Structural Condition
33	03108	Ventilators, air pipes, casings	Piping for Air vent head for MGO service tank on main deck found severely rusted and holed and air vent pipe fitting for Waste oil Tank aft found detached at time of inspection.	Water and Weather tight Condition
34	07113	Fire pumps and its pipes	Isolation valves in Fire control station unable to isolate water to main deck during operational test	Fire Safety
35	09124	Galley, handlingroom (maintenance)	Galley sighted with live cockroaches crawling on freshly made dough at time of inspection	Working and Living Conditions
36	15109	Maintenance of the ship and equipment	As evidenced with ISM related deficiencies reveal that shipboard safety management system was not effectively implemented onboard as per ISM code element 10.	ISM
37	11101	Lifeboats	LB engine working condition defective propeller slow moving Full ahead revolving speed about 20 RPM	Life Saving appliances
38	04104	Low level lighting in corridors	at least 10 pieces emergency light unlit.	Emergency Systems
39	08107	Machinery controls alarm	High pressure fuel oil pipe leaking alarm of No. 2 GE defective.	Alarms



E/R Bilges filled with Oil



Bilge and ballast eductor suction filter and Fire & Bilge pump suction filter found with oil.



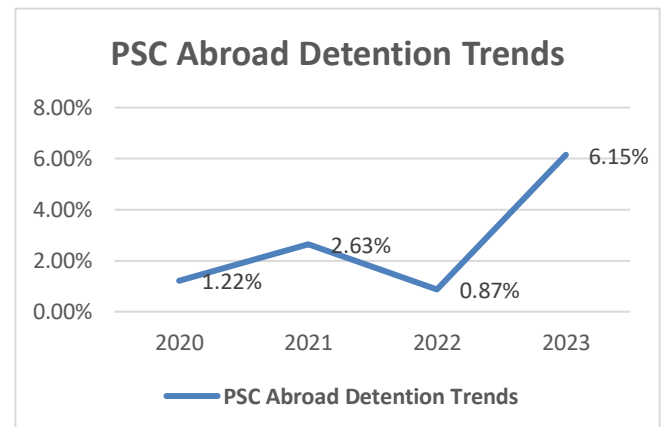
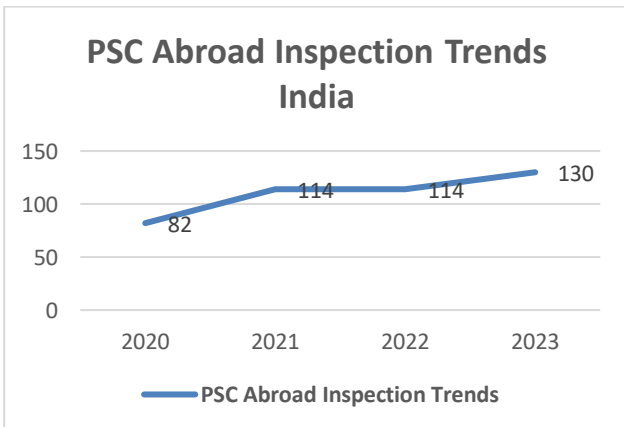
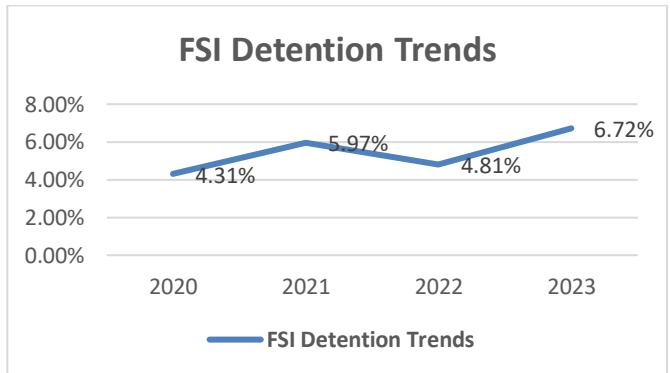
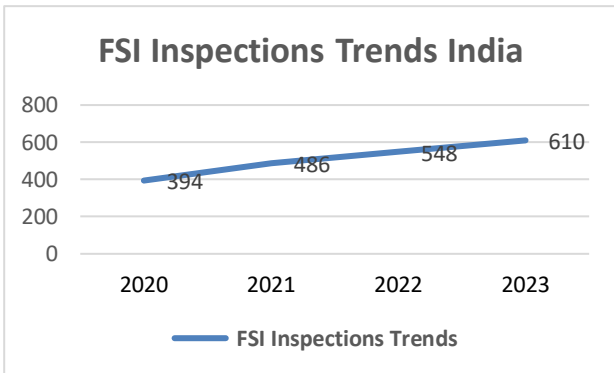
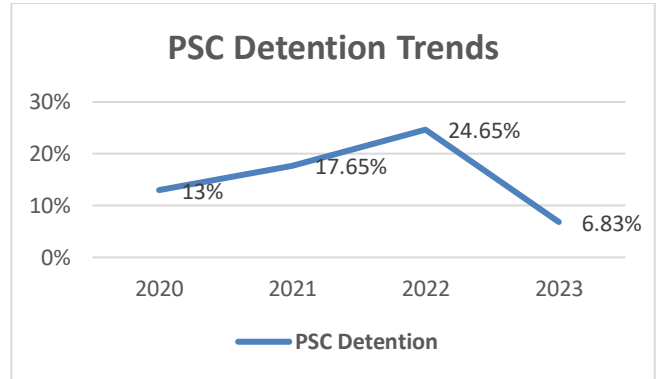
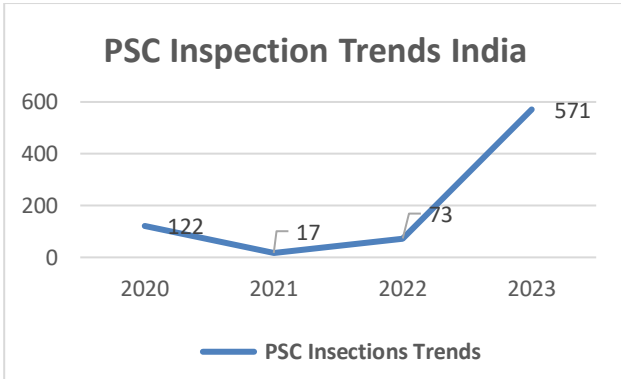
Corroded Accommodation winch

## Indian Flag Ships Detained under Port State Control for 2023

**Table 16 :List of Indian Flag Ships detained under Port State Control**

Sr. No.	Date of Inspection	IMO No.	Ship Name	Name of Owner	GT	Year Built	Ship Type	RO	Place of Inspection	MOU
1	04.04.2023	9414826	SWARNA GODAVARI	THE SHIPPING CORPORATION OF INDIA LTD	24878	2010	OIL TANKER	IRS-LR	SINGAPORE	TOKYO
2	14.04.2023	9455399	TBC KAILASH	TRANSWORLD	22358	2011	BULK CARRIER	IRS-DNV	GUANGZHOU, CHINA	TOKYO
3	09.05.2023	9567744	DESH MAHIMA	THE SHIPPING CORPORATION OF INDIA LTD	64397	2010	OIL TANKER	IRS-ABS	SINGAPORE	TOKYO
4	05.06.2023	9388924	JAG AMISHA	THE GREAT EASTERN SHIPPIN CO LTD	42403	2009	OIL TANKER	IRS-ABS	ANTWERP, BELGIUM	PARIS
5	29.08.2023	9643166	JAG RAJIV	THE GREAT EASTER SHIPPING CO., LTD.	31751	2013	BULK CARRIER	IRS-NK	NEWCASTLE, AUSTRALIA	AMSA
6	13.09.2023	9324631	JAG ROHAN	THE GREAT EASTERN SHIPPING CO. LTD.	30046	2011	BULK CARRIER	IRS	ZHOUSHAN, CHINA	TOKYO
7	09.11.2023	9414826	SWARNA GODAVARI	THE SHIPPING CORPORATION OF INDIA LTD	42845	2010	OIL TANKER	IRS-LR	SINGAPORE	TOKYO
8	17.11.2023	9533490	VISHVA PREETI	THE SHIPPING CORPORATION OF INDIA	44007	2011	BULK CARRIER	IRS-LR	YINGKOU, CHINA	TOKYO

# ANNUAL REPORT 2023



**MISCELLANEOUS DEFICIENCY PHOTOS**



Non operational incinerator



Lifeboat Body damaged



Quick closing valve spindle missing



Accom. fire doors tied up.



Manual slewing L/B hyd. P/P leaking



Limit switch for davit non operational



Broken Fire line V/V



Damaged Gangway Rollers



Submerged Loadline



Additional lashings on Liferaft



Q/C V/v Air Bottle empty



Holed FO Tk. Vent pipe



Further information may be obtained from:

**Port State Control Cell,  
Directorate General of Shipping**  
9th Floor, Beta Building,  
I-Think Techno Campus,  
Kanjurmarg (East),  
Mumbai - 400 042 (India)

**Tel. No. :** 91-22-25752040/41/42/43/45  
**Fax. No. :** 91-22-25752029/35  
**Email :** dgship-dgs@nic.in  
psc-dgs@nic.in

**Website :** [www.dgshipping.gov.in](http://www.dgshipping.gov.in)

