



सत्यमेव जयते

भारत सरकार

GOVERNMENT OF INDIA

नौवहन महानिदेशालय

DIRECTORATE GENERAL OF SHIPPING

पत्तन, पोत परिवहन और जलमार्ग मंत्रालय

MINISTRY OF PORTS SHIPPING AND WATERWAYS



PORT STATE CONTROL  
&  
FLAG STATE INSPECTION

**ANNUAL  
REPORT  
2024**



# **The United States Coast Guard (USCG)**

## **QUALSHIP21**

**Quality Shipping for the 21st Century programme**

**recognises the Indian Flag for its' commitment to safety and quality  
for the period of July 1, 2025, through June 30, 2026  
based on the PSC Performance of Indian Flag vessels in the USA.**



## **Directorate General of Shipping (Indian Maritime Administration)**

This work is copyright. It may be reproduced in whole or part subject to the inclusion of an acknowledgment of the source, but not for commercial usage or sale.

Further information may be obtained from:

Port State Control Cell,  
**Directorate General of Shipping**

9th Floor, Beta Building,  
I-Think Techno Campus,  
Kanjurmarg (East),

Mumbai - 400 042 (India)

Tel. No.: 91-22-25752040/41/42/43/45

Fax. No.: 91-22-25752029/35

Email: [dgship-dgs@nic.in](mailto:dgship-dgs@nic.in); [psc-dgs@nic.in](mailto:psc-dgs@nic.in)

This report is available on The Directorate General of Shipping website:

[www.dgshipping.gov.in](http://www.dgshipping.gov.in)

IOMOU detention data is available on Indian Ocean Memorandum of Understanding (IOMOU) on Port State Control website: [www.iomou.org](http://www.iomou.org)

Published by:

The Port State Control & Flag State Implementation Cell

The Directorate General of Shipping,

9th Floor, Beta Building,

I-Think Techno Campus,

Kanjurmarg (East),

Mumbai- 400042

## MESSAGE FROM THE DIRECTOR GENERAL OF SHIPPING

India stands at the cusp of a transformative era in maritime governance. With an articulated vision under Maritime India Vision 2030 and the aspirational roadmap of the Maritime Amrit Kaal Vision 2047, our country is decisively charting its course to become a global maritime power, rooted in safety, sustainability, and innovation. In this journey, the Directorate General of Shipping (DGS), as India's maritime administration, assumes a pivotal role in discharging the State's obligations under multiple international maritime instruments, while catalysing the growth of a robust, compliant, and future-ready shipping sector.



India's unique maritime geography—a coastline of over 11,000 kms, 12 major ports and more than 200 non-major ports, and its proximity to vital international sea lanes—positions it strategically at the heart of global maritime trade. In 2024, our performance in this domain received international recognition on two significant fronts. First, India completed the International Maritime Organisation's (IMO) Member State Audit Scheme (IMSAS) in March 2024, reaffirming our robust institutional framework, our national legal implementation of IMO instruments, and the effectiveness of our Port, Flag, and Coastal State responsibilities. This audit not only validated our technical competency but also demonstrated India's deep commitment to the rule-based international maritime order.

Secondly, India was admitted into the United States Coast Guard's QUALSHIP 21 programme—a distinction awarded only to the top-performing flag States whose vessels consistently maintain high standards of safety and regulatory compliance. This acknowledgement, effective for the cycle July 2025 to June 2026, reflects the improved quality and seaworthiness of Indian-flagged vessels and is a testament to the collective effort of Indian shipping companies, seafarers, Recognized Organizations (ROs), and our Surveyors.

During the year 2024, the Directorate General of Shipping maintained a consistent trajectory of regulatory vigilance and operational transparency. A total of 637 Flag State Inspections (FSIs) were conducted on Indian-flagged vessels, while 513 Port State Control (PSC) inspections were carried out on foreign ships calling at Indian ports. The findings from these inspections have been analysed across vessel type, flag, age, and classification society, providing actionable insights to both regulators and industry stakeholders.

India continues to fulfil its regional obligations under the Indian Ocean Memorandum of Understanding (IOMOU) with dedication. In 2024, Indian PSC officers successfully executed the IOMOU's Concentrated Inspection Campaign (CIC) on Seafarers' Employment Agreements and Crew Wages. This effort underscored our commitment to enforcing the standards of the

Maritime Labour Convention, 2006, and upholding the rights and welfare of seafarers, especially as crew mental health, fair treatment, and social protection gain prominence in the global shipping discourse.

As a regulator that embraces innovation, the Directorate has actively pursued the digital transformation of all its key inspection, monitoring, and compliance systems. Our approach is data-driven, performance-based, and aligned with global best practices. A robust oversight mechanism is in place to monitor Recognized Organizations (ROs) and Indian shipowners, ensuring compliance not just in form but in spirit.

Through its representation at the IMO and other international forums, India continues to advocate for a fair and equitable green transition—one that respects the principles of Common But Differentiated Responsibilities (CBDR) while ensuring that developing maritime nations are not disadvantaged in access to green technology and finance. The Directorate is also collaborating with training institutions and maritime universities to embed climate awareness and decarbonisation skills in the next generation of Indian seafarers.

In view of the global shift toward sustainable maritime governance, India's approach to Port and Flag State control is increasingly holistic, addressing not only safety and security but also environmental integrity, human resource development, and compliance culture. We recognize that shipping's future will be shaped not just by how well it complies with conventions, but by how deeply it integrates sustainability, innovation, and accountability into its core ethos.

I commend the officers and technical teams of the Directorate General of Shipping for their diligent efforts in compiling this Annual Port State Control and Flag State Inspection Report for 2024. This report is more than a statistical account; it is a reflection of our nation's commitment to excellence in maritime administration and a call to action for all stakeholders to continuously raise the bar.

Let this report serve as both a mirror and a map, offering a clear view of our present performance and guiding our course toward a safer, cleaner, and more resilient maritime future.

Sd/-  
Shri Shyam Jagannathan, IAS  
Director General of Shipping &  
Additional Secretary to the Government of India

## FOREWORD BY THE CHIEF SURVEYOR

The Annual Report 2024 on Port State Control (PSC) and Flag State Implementation (FSI) represents the Directorate General of Shipping's unwavering commitment to enhancing maritime safety, ensuring regulatory compliance, and upholding international standards across Indian and foreign-flagged vessels operating in Indian waters.



This year marked a continued emphasis on performance-based inspection regimes, leveraging age profiling, vessel type categorisation, and Recognised Organisation (RO) affiliation as key determinants in inspection planning. 513 PSC inspections were conducted on foreign-flagged vessels calling Indian ports, registering 39 detentions, translating into a detention rate of 7.6%. The average deficiency index dropped to 3.48, with a Nil Deficiency Rate of 27.09% — indicative of both heightened diligence and an improving trend in vessel compliance.

Age continues to be a critical parameter: vessels over 20 years of age constituted just under 20% of all inspections but accounted for over 40% of total detentions, reaffirming the need for targeted oversight. Similarly, ship-type performance revealed bulk carriers and oil tankers as dominant in detention tallies, demanding sustained focus on these segments.

Flag State Inspections of Indian-flagged vessels, which totalled 637 for the year, recorded a detention rate of 3.92% and a notable deficiency index of 6.58 per ship. Recognised Organisations' performance, especially among non-IACS members, reflected varying quality trends, underscoring the Directorate's ongoing efforts to align inspections with risk-based monitoring of ROs and shipping companies.

The year also witnessed a seamless conduct of the IOMOU Concentrated Inspection Campaign (CIC) on crew wages and Seafarer Employment Agreements (MLC 2006), wherein India inspected 144 vessels without a single detention. This is a testament to India's proactive role in upholding seafarer rights and maritime labour conventions.

The findings and trends documented in this report not only support policy refinement and inspection prioritisation but also contribute toward strengthening India's standing in global maritime safety indices. I commend the collective efforts of all surveyors, port offices, and support staff for their dedication and professionalism in compiling and validating the data that underpins this report.

Let us remain steadfast in our resolve to build a safer, compliant, and more efficient maritime ecosystem for India and the region.

Sd/-  
(Ajithkumar Sukumaran)  
Chief Surveyor-cum-Addl. DG (Engg)

## TABLE OF CONTENTS

Sr. No.	Section	Pg. No.
<b>1</b>	<b>Port State Control (PSC) in India</b>	1
	<b>Introduction</b>	2
	Number of PSC Inspections in last 4 years	Figure 1 3
	Comparison of PSC Inspections by District	Figure 1A 3
	Number of PSC Inspections by Kolkata District	Figure 2A 4
	Number of PSC Inspections by Mumbai District	Figure 2B 4
	Number of PSC Inspections by Chennai District	Figure 2C 4
	Number of PSC Inspections by Kochi District	Figure 2D 4
	Number of PSC Inspections by Kandla District	Figure 2E 4
	<b>Overall PSC Performance Trends</b>	5
	PSC Performance	Table 1 5
	Number of PSC Detentions	Figure 3 5
	Detention Rate	Figure 4 5
	Performance parameter: Avg. deficiencies/ship	Figure 5A 5
	Performance parameter: Nil Deficiency index	Figure 5B 5
	<b>Trend analysis of Performance parameter : Ship-type</b>	6
	Comparison of Detentions to Inspections: Bulk Carriers	Figure 6A 6
	Comparison of Detentions to Inspections : Chemical Tankers	Figure 6B 6
	Comparison of Detentions to Inspections : Container Ship	Figure 6C 6
	Comparison of Detentions to Inspections : General Cargo/Multi-purpose vessels	Figure 6D 6
	Trends - comparison of Detentions to Inspections : GAS Carrier	Figure 6E 7
	Comparison of Detentions to Inspections: Oil Tankers	Figure 6F 7
	Trends - comparison of Detentions to Inspections :Oil Chemical Product tanker	Figure 6G 7
	Trends - Comparison of Detentions to Inspections : Ro- Ro Cargo	Figure 6H 8
	Trends _ Comparison of Detentions to Inspections : Tug Boat	Figure 6I 8
	Trends _ Comparison of Detentions to Inspections : Other Types of Ship	Figure 6J 8
	Trends - comparison of Detentions to Inspections : Heavy loaded Carrier	Figure 6K 8
	<b>Trend analysis of Performance parameter : Age</b>	9
	Performance Parameters : Age category 0-12 Years	Table 2A 9
	Performance Parameters : Age category 13-20 Years	Table 2B 9
	Performance Parameters : Age category over 20 Years	Table 2C 10
	Trends - Percentage of vessels inspected: Age 0-12 years	Figure 7A 10
	Trends - No. of detentions: Age 0- 12 years	Figure 7B 10
	Trends - Percentage of vessels inspected: Age 13-20 years	Figure 7C 10

Sr. No.	Section	Pg. No.
	Trends - No. of detentions: Age 13-20 years	Figure 7D 10
	Trends - Percentage of vessels inspected: Age over 20 years	Figure 7E 11
	Trends - No. of detentions: Age over 20 years	Figure 7F 11
	Trends - Performance parameters: Nil-deficiency rate	Figure 7G 11
	<b>Trends Analysis of RO based Performance parameters</b>	12
	Performance: Recognized Organization	Table 3A 12
	Performance: Recognized Organizations based on IACS Membership	Table 3B 12
	Trends - Performance parameters of RO with IACS Membership	Figure 8A 13
	Trends - Performance parameters of RO with non-IACS Membership	Figure 8B 13
	Trends - Performance parameters of Inspected ships with ABS as RO	Figure 8C 14
	Trends- Performance parameters of Inspected ships with BV as RO	Figure 8D 14
	Trends - Performance parameters of Inspected ships with IRS as RO	Figure 8E 14
	Trends - Performance parameters of Inspected ships with KRS as RO	Figure 8F 15
	Trends - Performance parameters of Inspected ships with DNV-GL as RO	Figure 8G 15
	Trends - Performance parameters of Inspected ships with LR as RO	Figure 8H 15
	Trends - Performance parameters of Inspected ships with NK as RO	Figure 8I 16
	Trends - Performance parameters of Inspected ships with RINA as RO	Figure 8J 16
	<b>Performance of Flag State</b>	17
	<b>List of Ships Detained under PSC in 2024</b>	18-19
	IOMOU CONCENTRATED INSPECTION CAMPAIGN ON CREW WAGES AND SEAFARERS' EMPLOYMENT AGREEMENT(MLC) - 01.09.2024 TO 30.11.2024	20
<b>2</b>	<b>Flag State Inspection of Indian Ships</b>	21-22
	<b>FSI Statistics for 2024</b>	23
	Percentage of G.I carried out by RO's abroad	Figure 10 23
	Distribution of FSI Inspections across regions	Figure 11 23
	Trends - Comparison of FSI/GI Inspections and Detentions from 2021-2024	Figure 12A 24
	Trends - Detention Rate in FSI Inspections from 2021-2024	Figure 12B 24
	Flag State Inspection/GI Performance based on Ship Type	Table 4 25
	Trends - Comparison of FSI Inspections and Detentions of Bulk Carriers from 2021-2024	Figure 13A 25
	Trends - Comparison of Detention rate of Bulk Carriers from 2021-2024	Figure 13B 25
	Trends - Comparison of FSI Inspections and Detentions of Oil Tankers from 2021-2024	Figure 13C 26
	Trends - Comparison of Detention rate of Oil Tankers from 2021-2024	Figure 13D 26
	Trends - Comparison of FSI Inspections and Detentions of Tug boats/Pilot launch from 2021-2024	Figure 13E 27
	Trends - Comparison of Detention rate of Tug boats/Pilot launch from 2021-2024	Figure 13F 27
	Trends - Comparison of FS Inspections and Detentions of other types of ship from 2021-2024	Figure 13G 28

Sr. No.	Section	Pg. No.
	Trends - Comparison of Detention rate of Other type of ship from 2021-2024	Figure 13H 28
	General Inspection Abroad Performance based on Ship Type	Table 5 29
	FSI/GI Performance of ships up to 500GT	Table 6A 29
	FSI/GI Performance of ships of above 500GT and below 3000 GT	Table 6B 29
	FSI/GI Performance of ships more than 3000 GT	Table 6C 30
	FSI/GI Performance of ships up to 5 years of age	Table 7A 30
	FSI/GI Performance of ships above 5 years & up to 15 years of age	Table 7B 30
	FSI/GI Performance of ships above 15 years & up to 25 years of age	Table 7C 31
	FSI/GI Performance of ships more than 25 years of age	Table 7D 31
	<b>FSI Performance of Recognized Organizations</b>	32
	FSI/GI Performance- Recognized Organization	Table 8 32
	<b>FSI Performance of Shipping Companies</b>	33
	FSI Performance of Shipping Companies	Table 9 33-37
	<b>Trend Analysis of Performance parameters: Inspections</b>	38
	Trends - Performance parameters: IRS	Figure 14A 38
	Trends - Performance parameters: ABS	Figure 14B 38
	Trends - Performance parameters: IRS-BV	Figure 14C 38
	Trends - Performance parameters: DNV	Figure 14D 38
	Trends - Performance parameters: LR	Figure 14E 39
	Trends - Performance parameters: IRS-NKK	Figure 14F 39
	Trends - Performance parameters: KRS	Figure 14G 39
	Trends - Performance parameters: RINA	Figure 14H 39
	<b>Trend Analysis of Flag State Inspection Statistics</b>	40
	Distribution of Deficiencies across Deficiency Codes (FSI & GI)	Table 10 40-48
	Deficiencies by type	Figure 15 49
	Flag State Inspection Performance based on Ship Type	Figure 15A 49
	List of Ships detained under FSI for 2024	Table 11 50-51
	Miscellaneous FSI/GI Deficiency Photographs	52
<b>3</b>	<b>PORT STATE CONTROL (PSC) of Indian Flag Ships in Foreign Ports</b>	53
	<b>Prominent MOU's on Port State Control</b>	54-55
	Distribution of inspections of Indian vessels under PSC	Figure 16 56
	Trends - Detention of Indian Ships under PSC	Figure 17A 56
	Trends - Detention of Indian Flag Vessels inspected in Tokyo MoU	Figure 17B 57
	Trends - Detention of Indian Flag Vessels inspected in Paris MoU	Figure 17C 57
	Trends - Detention of Indian Flag Vessels inspected in Riyadh MoU	Figure 17D 58
	Trends - Detention of Indian Flag Vessels inspected in USCG	Figure 17E 58
	Trends - Detention of Indian Flag Vessels inspected in IOMOU	Figure 17F 59

Sr. No.	Section	Pg. No.	
	Trends - Detention of Indian Flag in Other Regional PSC Regimes	Figure 17G	59
	<b>Performance of Indian Flag Ships inspected under various PSC Regimes</b>		60
	Age based performance of Indian Ships	Table 13A	60
	Age based performance of Bulk Carriers	Table 13B	60
	Age based performance of Gas Carriers	Table 13 C	61
	Age based performance of Other type Ships	Table 13D	61
	Age based performance of Oil Tankers	Table 13E	61
	Age based performance of Container Ships	Table 13 F	61
	Age based performance of Chemical Tankers	Table 13 G	61
	Performance of Recognized Organizations	Table 14	62
	Trends - Detention by ROs	Figure 18	62
	Performance of Indian shipping companies	Table 15	63
	<b>List of Detainable deficiencies observed during the PSC Inspection of Indian Flag ships</b>		64
	<b>Overall Trends 2024</b>		65
	<b>Misc. Deficiency Photographs</b>		66



## Keywords

- **Average Deficiency Index:** It is the ratio of total number of deficiencies of all ships to the total number of inspections of all ships in that category.
- **Detention Rate:** It is the percentage of the total number of detained vessels to the total number of inspections of all ships in that category.
- **Nil Deficiency Rate:** It is the percentage of the total number of inspected vessels with nil deficiency to the total number of inspections of all ships in that category.







# Port State Control (PSC) Of Foreign Flag Ships in India



India is a member of Indian Ocean Memorandum of Understanding (IOMOU) on Port State control along with Nineteen other member states and one observer state. The ultimate goal of IOMOU is to identify and eliminate substandard ships from the region.

To achieve the above objectives, Indian law under various sections of the Merchant Shipping Act, 1958 gives power to Indian Port State surveyors to inspect foreign ships when in Indian ports for compliance to various applicable International Conventions.

Section 342 of Merchant Shipping Act, 1958 gives powers to detain a sub-standard ship and Section 334 states that “A ship is ‘unseaworthy’ within the meaning of this Act when the materials of which she is made, her construction, qualifications of the master, the number, description and qualifications of the crew including officers, the weight, description and stowage of the cargo and ballast, the condition of her hull and equipment, boilers and machinery are not such as to render her in every aspect fit for the proposed voyage or service”.

India has been carrying out its commitment to identify and eliminate sub-standard shipping year on year and has been publishing the results of Port State inspections annually. In the calendar year 2024, India conducted 513 initial inspections.

Though these inspections were conducted on various types of vessels, majority were conducted on Bulk Carriers, that is, about 45.80% of the total number of initial inspections. More than 80% of all vessels inspected were less than 20 years of age. There were a total of 1786 deficiencies identified during these 513 initial inspections constituting an average of 3.48 deficiencies per ship. 139 ships were found without any deficiencies.

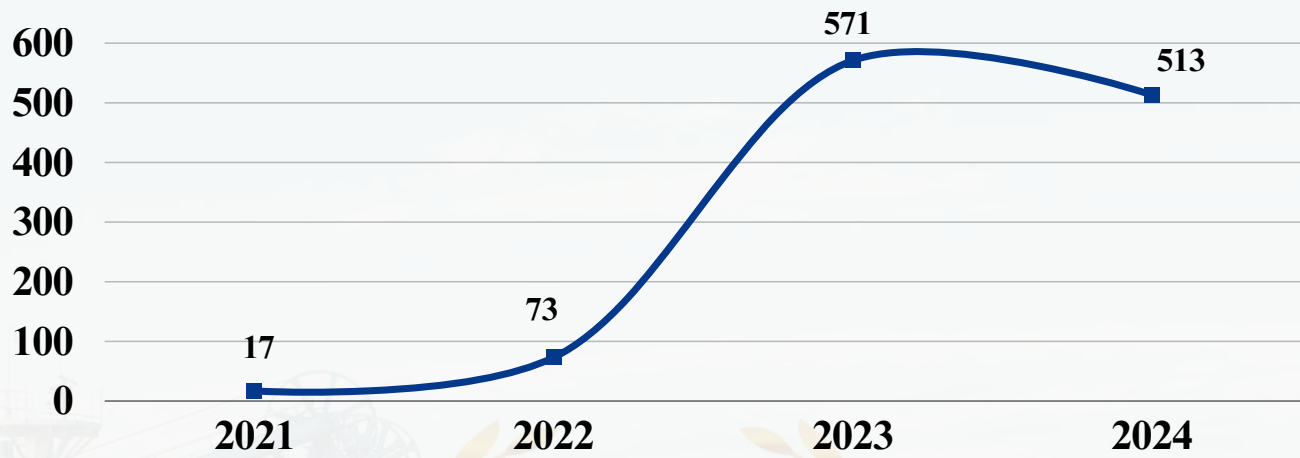
There were a total of 39 detentions constituting a detention rate of 7.6%. During the period 27 nos of Oil Tankers were inspected and 7 vessels were detained resulting in a 26% detention rate, the highest in the category of vessels where more than 10 vessels were inspected.

The Concentrated Inspection Campaign (CIC) on Crew Wages And Seafarer Employment Agreement was carried out in the Indian Ocean MOU region between 1 September 2024 and 30 November 2024. The CIC was aimed to determine if shipowners meet the mandatory requirements for crew wages and seafarer employment agreement prescribed in the International Convention that is Maritime Labour Convention (MLC) 2006 and adopted by the International Labour Conference (ILC). This campaign was conducted in conjunction with the CIC carried out by the Tokyo MoU, Paris MoU and other MoUs. India carried out CIC on 144 vessels which resulted in Nil detentions.

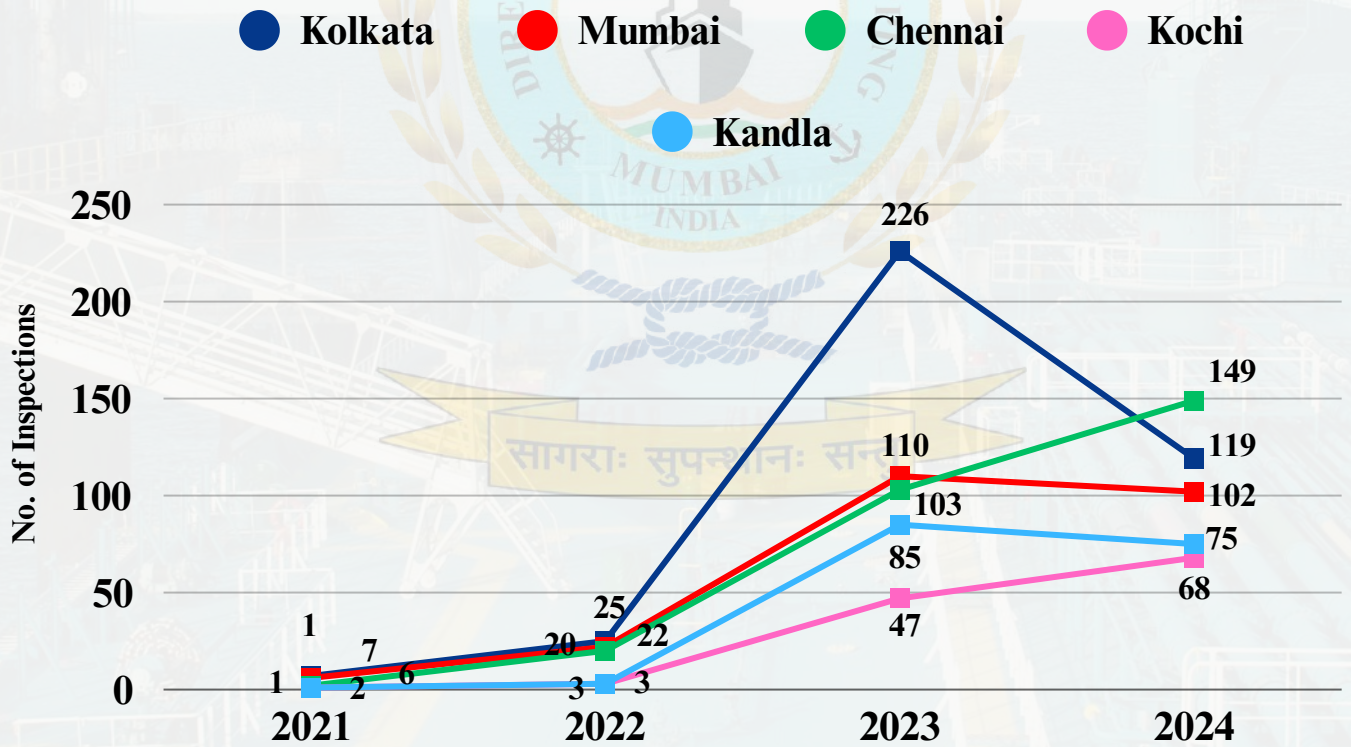
Vessels are targeted in Port State Control Inspections based on the Ship’s Risk Profile based parameters such as Type of Ship, Age of Ship, Flag State Performance, Recognized Organization Performance etc. and accordingly Priority- I or Priority-II or No Priority is assigned based on which the PSCO can scientifically target vessels as indicated in the graphical representation below.

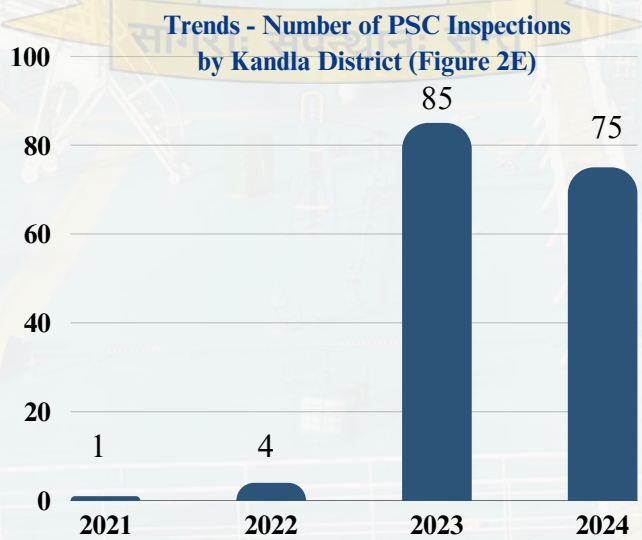
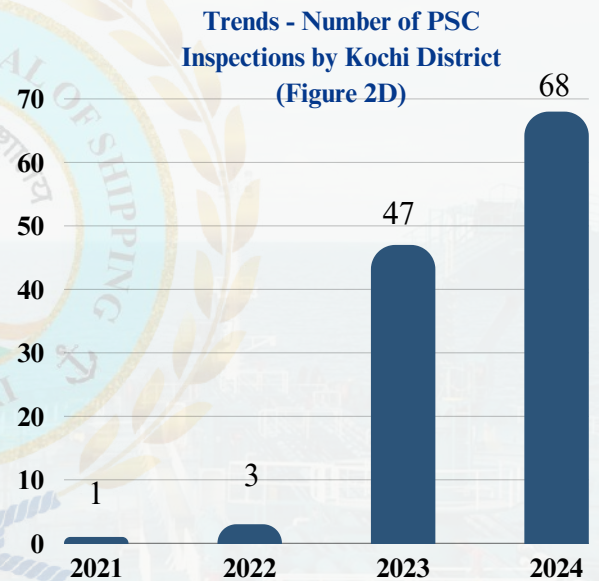
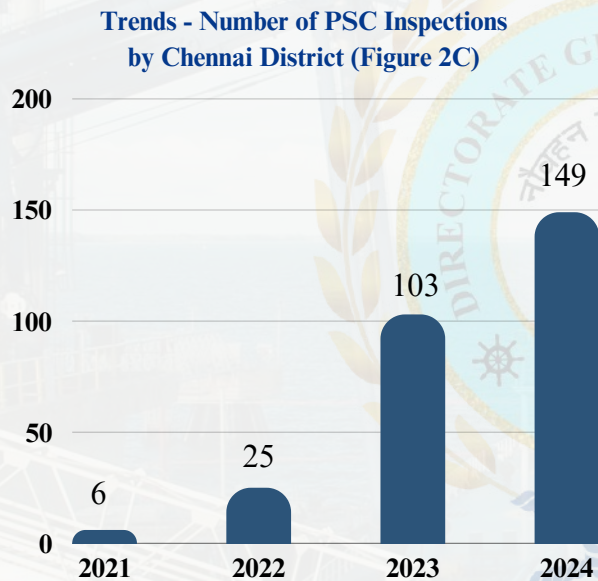
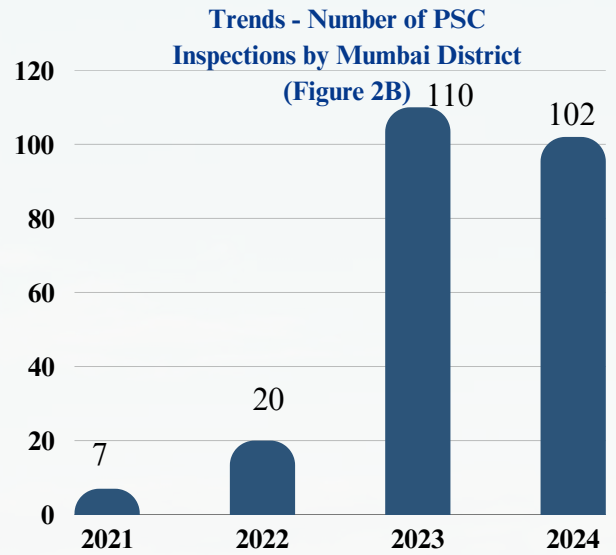
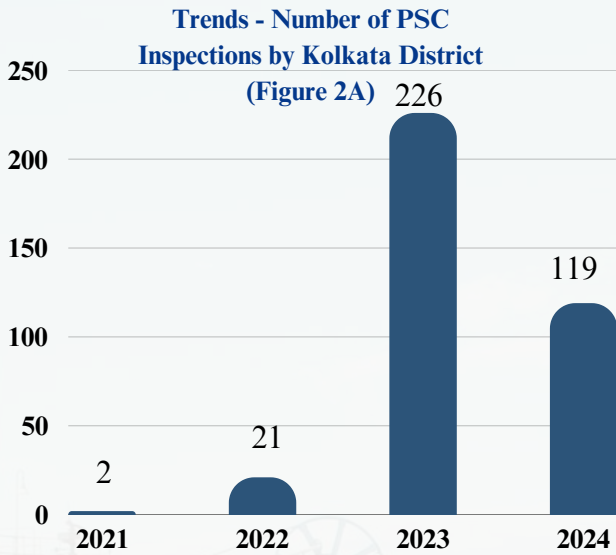


**Trends - Total Number of PSC Inspections from 2021-2024**  
(Figure 1)



**Trends - Comparison of PSC Inspections by district**  
(Figure 1A)



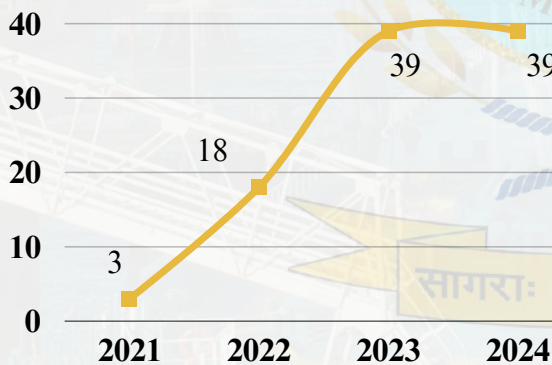


## Overall PSC Performance Trends

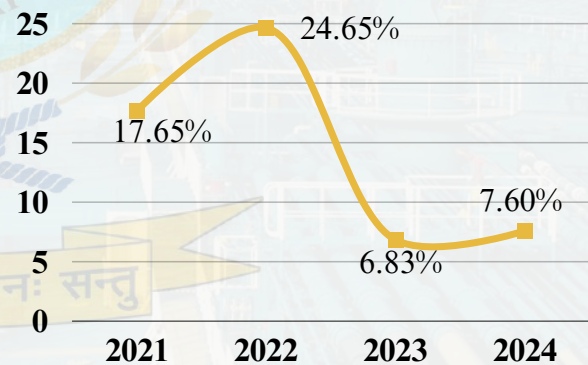
**Table 1 : PSC Performance**

Ship Type	Number of Inspections	Number of Detentions	Avg. Deficiency Index	Nil Deficiency Rate
Bulk Carrier	235	14	3.12	34.46
Chemical Tanker	73	7	4.09	20.54
Combination Carrier	1	0	8	0
Container Ship	49	1	2.61	28.57
Gas Carrier	20	0	2.9	15
General Cargo/Multi-Purpose Ship	80	6	3.66	22.5
Offshore Service Vessel	2	1	4.5	0
Oil tanker	27	7	5.37	11.11
Oil tanker/Chemical Tanker (OILCHEM)	13	1	3.69	7.69
Passanger Ship	1	0	3	0
Ro-Ro Cargo Ship	4	0	1.5	50
Tugboat	5	2	10.2	0
Vehicle Carrier	3	0	1	66.66
<b>TOTAL</b>	<b>513</b>	<b>39</b>	<b>3.48</b>	<b>27.09</b>

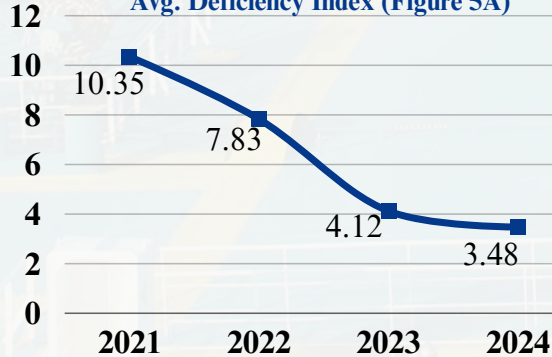
**Trends - Number of PSC Detentions (Figure 3)**



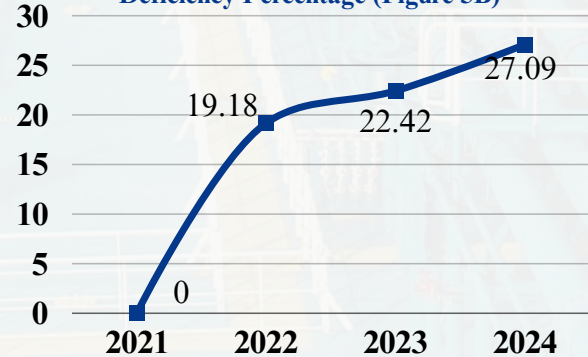
**Trends - Detention Rate (Figure 4)**



**Trends - Performance Parameter: Avg. Deficiency Index (Figure 5A)**

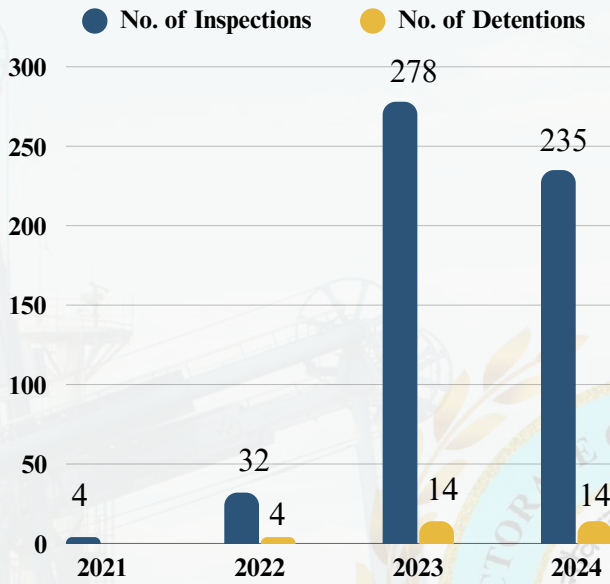


**Trends - Performance Parameter: Nil Deficiency Percentage (Figure 5B)**

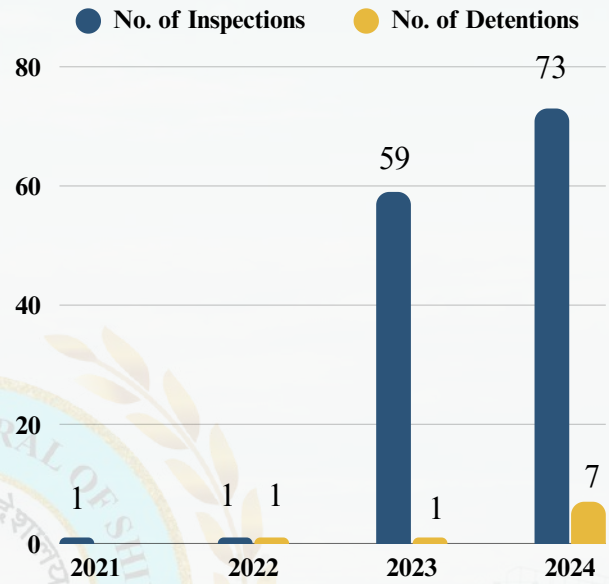


## Trend analysis of Performance Parameter : Ship Type

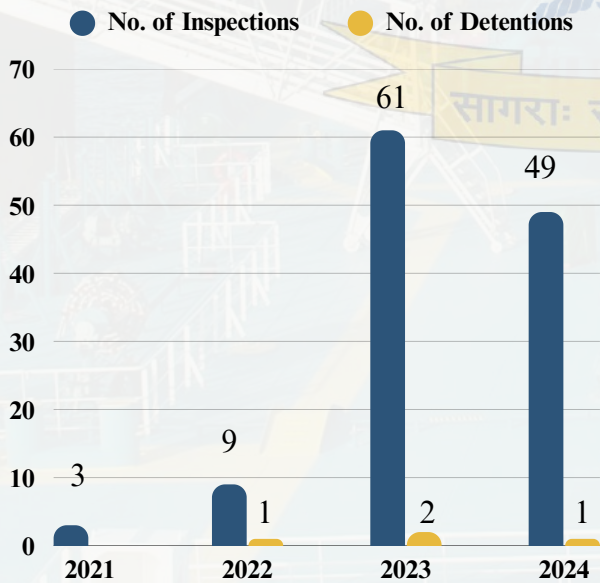
**Trends - Comparison of Detentions to Inspections : Bulk Carriers (Figure 6A)**



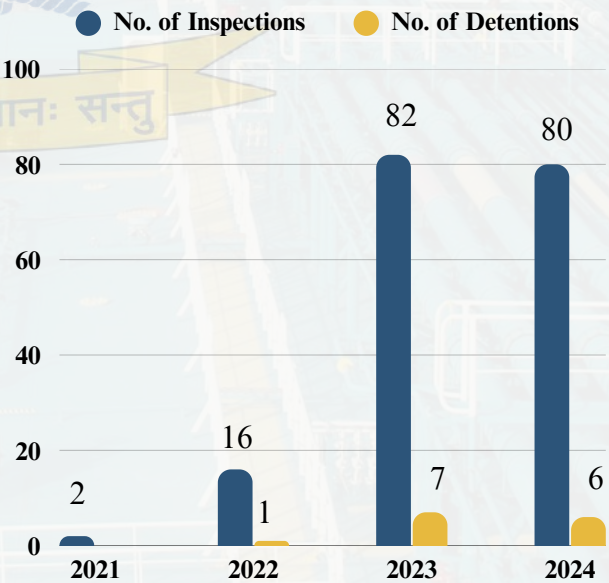
**Trends - Comparison of Detentions to Inspections : Chemical Tanker (Figure 6B)**



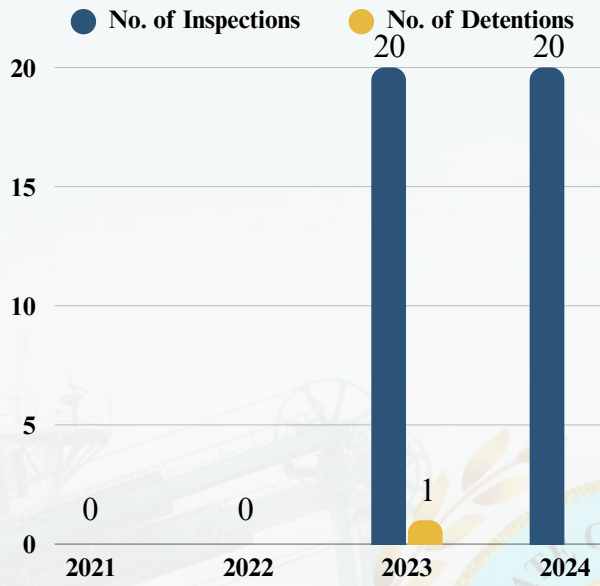
**Trends - Comparison of Detentions to Inspections : Container Ship (Figure 6C)**



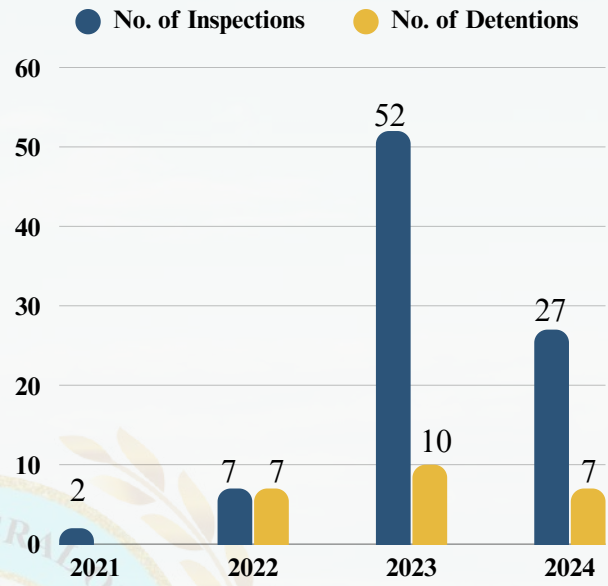
**Trends - Comparison of Detentions to Inspections : General Cargo/Multi-Purpose Vessels (Figure 6D)**



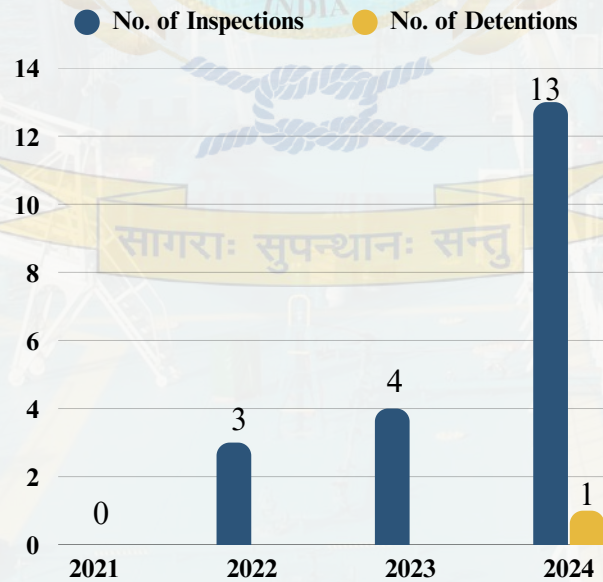
Trends - Comparison of Detentions to Inspections : GAS Carriers (Figure 6E)



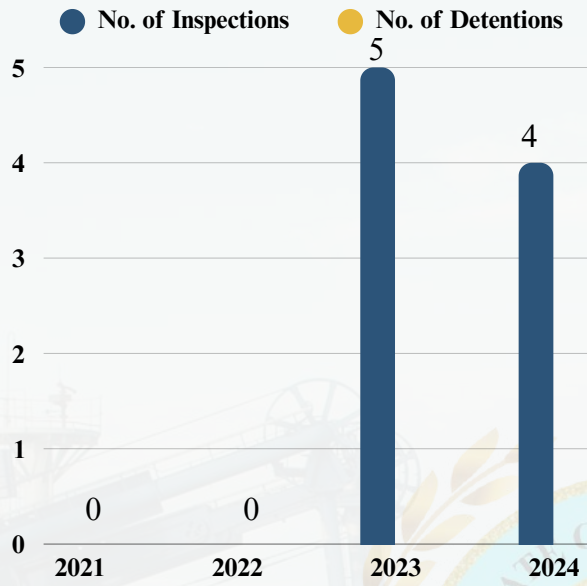
Trends - Comparison of Detentions to Inspections : Oil Tankers (Figure 6F)



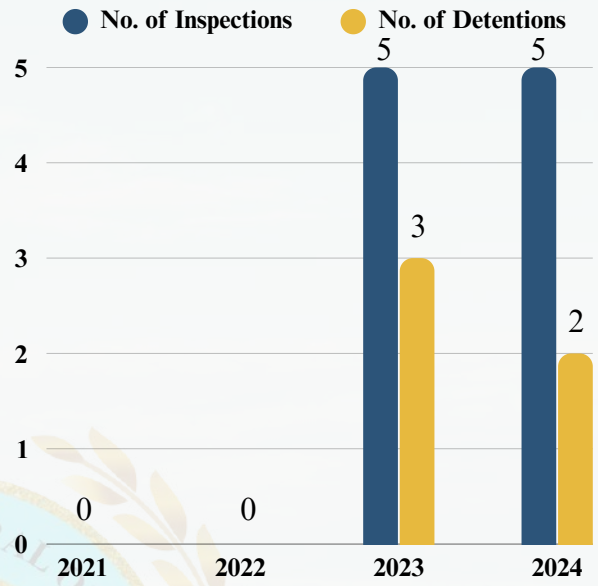
Trends - Comparison of Detentions to Inspections : Oil Chemical Product tanker (Figure 6G)



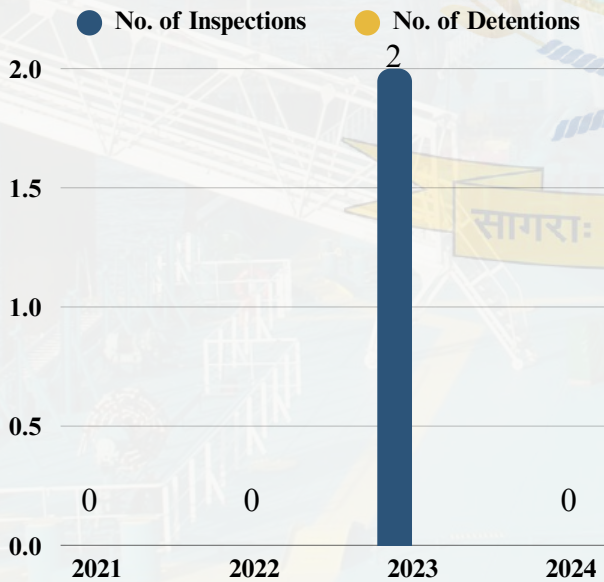
Trends - Comparison of Detentions to Inspections : RO - RO Cargo (Figure 6H)



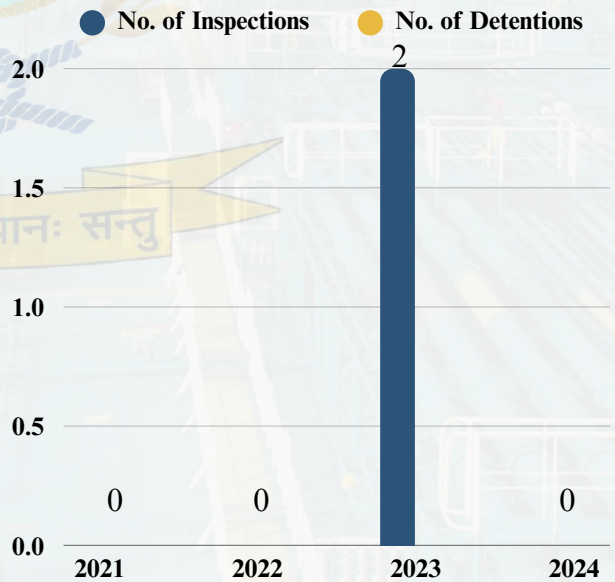
Trends - Comparison of Detentions to Inspections : Tug Boat (Figure 6I)



Trends - Comparison of Detentions to Inspections : Other Types of Ship (Figure 6J)



Trends - Comparison of Detentions to Inspections : Heavy loaded carrier (Figure 6K)



## Trend Analysis of Performance Parameter : Age

### Table 2A : Performance Parameters of various ship types (Age category 0-12 Years)

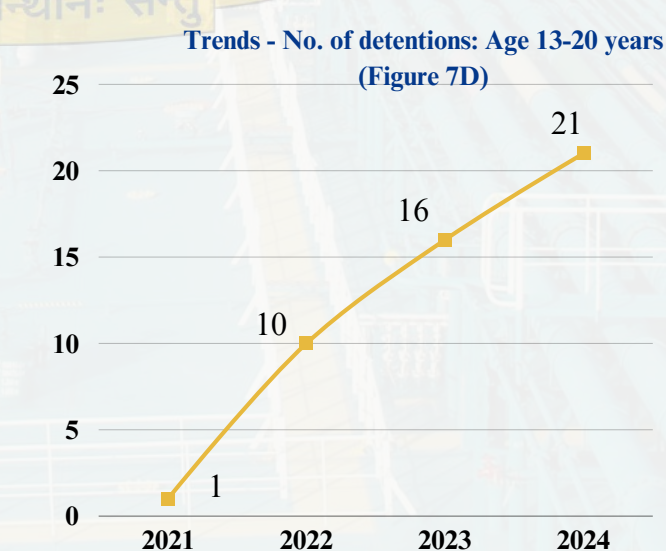
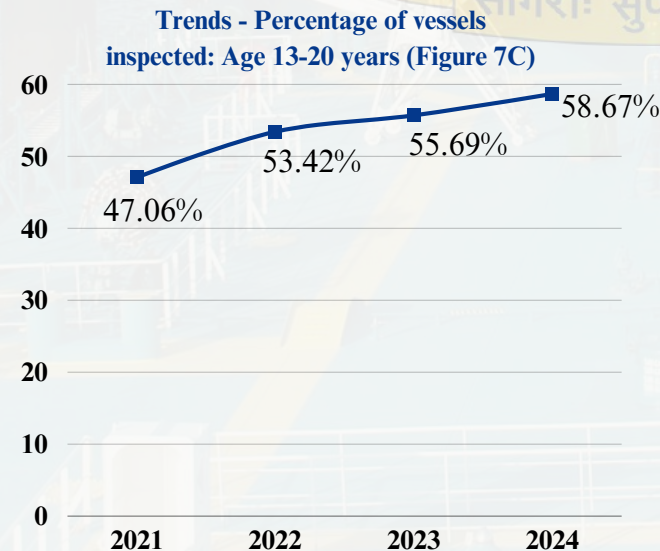
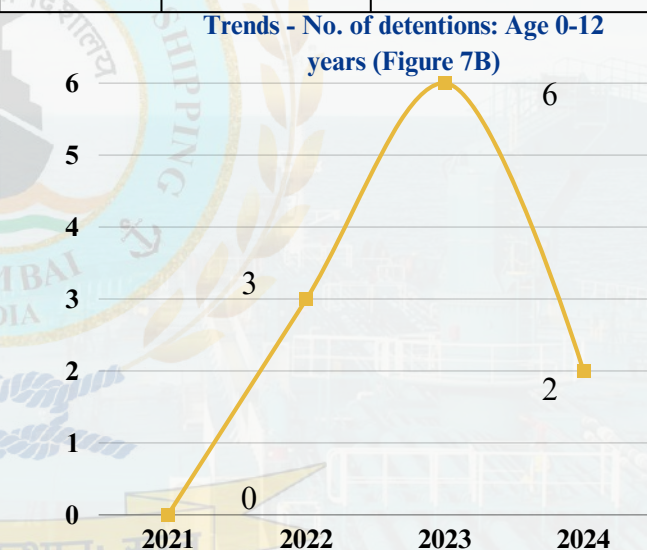
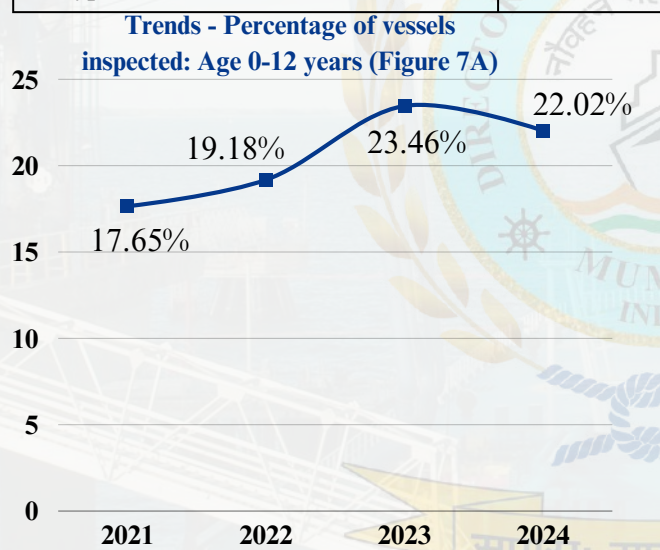
Type of Vessel	Number of Inspections	Number of Detentions	Avg. Deficiency Index	Nil Deficiency Rate
Bulk Carrier	57	1	1.43	49.12
Chemical Tanker	20	0	1.9	35
Combination Carrier	1	0	8	0
Container Ship	10	0	0.7	50
Gas Carrier	5	0	1	60
Gas Carrier/NLS tanker (GASNLS)	0	0	0	0
General Cargo/Multi-Purpose Ship	13	0	2.38	30.76
Offshore Survice Vessel	2	1	4.5	0
Oil tanker	1	0	0	100
Oil tanker/Chemical Tanker (OILCHEM)	3	0	1.66	33.33
Passanger Ship	0	0	0	0
Ro-Ro Cargo Ship	0	0	0	0
Tugboat	0	0	0	0
Vehicle Carrier	1	0	0	0
<b>All Types</b>	<b>113</b>	<b>2</b>	<b>1.63</b>	<b>44.24</b>

### Table 2B : Performance Parameters of various ship types (Age category 13-20 Years)

Type of Vessel	Number of Inspections	Number of Detentions	Avg. Deficiency Index	Nil Deficiency Rate
Bulk Carrier	145	8	3.24	32.41
Chemical Tanker	36	4	4.5	22.22
Combination Carrier	0	0	0	0
Container Ship	29	0	2.44	24.13
Gas Carrier	11	0	2.45	0
Gas Carrier/NLS tanker (GASNLS)	0	0	0	0
General Cargo/Multi-Purpose Ship	40	3	3.6	25
Offshore Survice Vessel	0	0	0	0
Oil tanker	23	5	5.47	8.69
Oil tanker/Chemical Tanker (OILCHEM)	9	0	3.66	0
Passanger Ship	0	0	0	0
Ro-Ro Cargo Ship	3	0	1.33	66.66
Tugboat	3	1	10.33	0
Vehicle Carrier	2	0	1.5	50
<b>All Types</b>	<b>301</b>	<b>21</b>	<b>3.56</b>	<b>25.58</b>

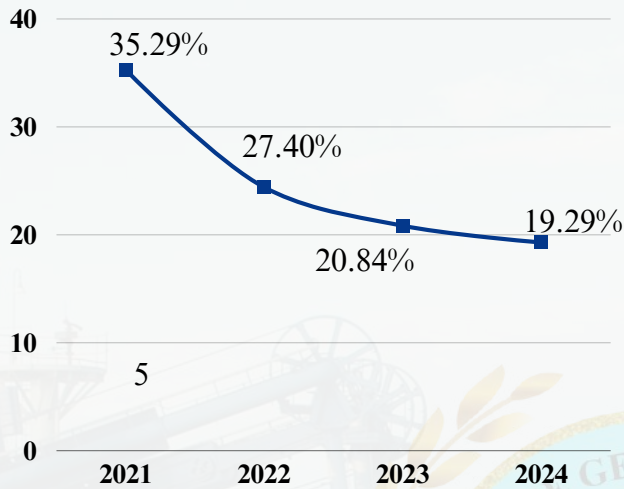
**Table 2C : Performance Parameters of various ship types (Age category: over 20 Years)**

Type of Vessel	Number of Inspections	Number of Detentions	Avg. Deficiency Index	Nil Deficiency Rate
Bulk Carrier	33	5	5.51	18.18
Chemical Tanker	17	3	5.82	0
Container Ship	10	1	5	20
Gas Carrier	3	0	5.33	0
Gas Carrier/NLS tanker (GASNLS)	1	0	10	0
General Cargo/Multi-Purpose Ship	27	3	4.3	14.81
Oil tanker	3	2	6.33	0
Oil tanker/Chemical Tanker (OILCHEM)	1	1	10	0
Passanger Ship	1	0	3	0
Ro-Ro Cargo Ship	1	0	2	0
Tugboat	2	1	10	0
<b>All Types</b>	<b>99</b>	<b>16</b>	<b>5.34</b>	<b>12.12</b>

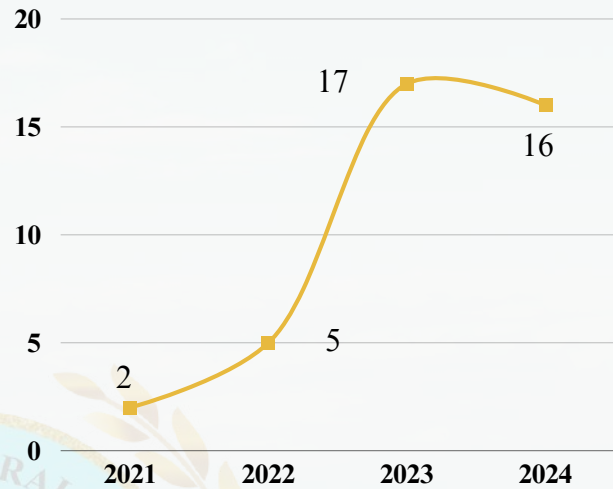


## Trend Analysis of Performance Parameter : Age

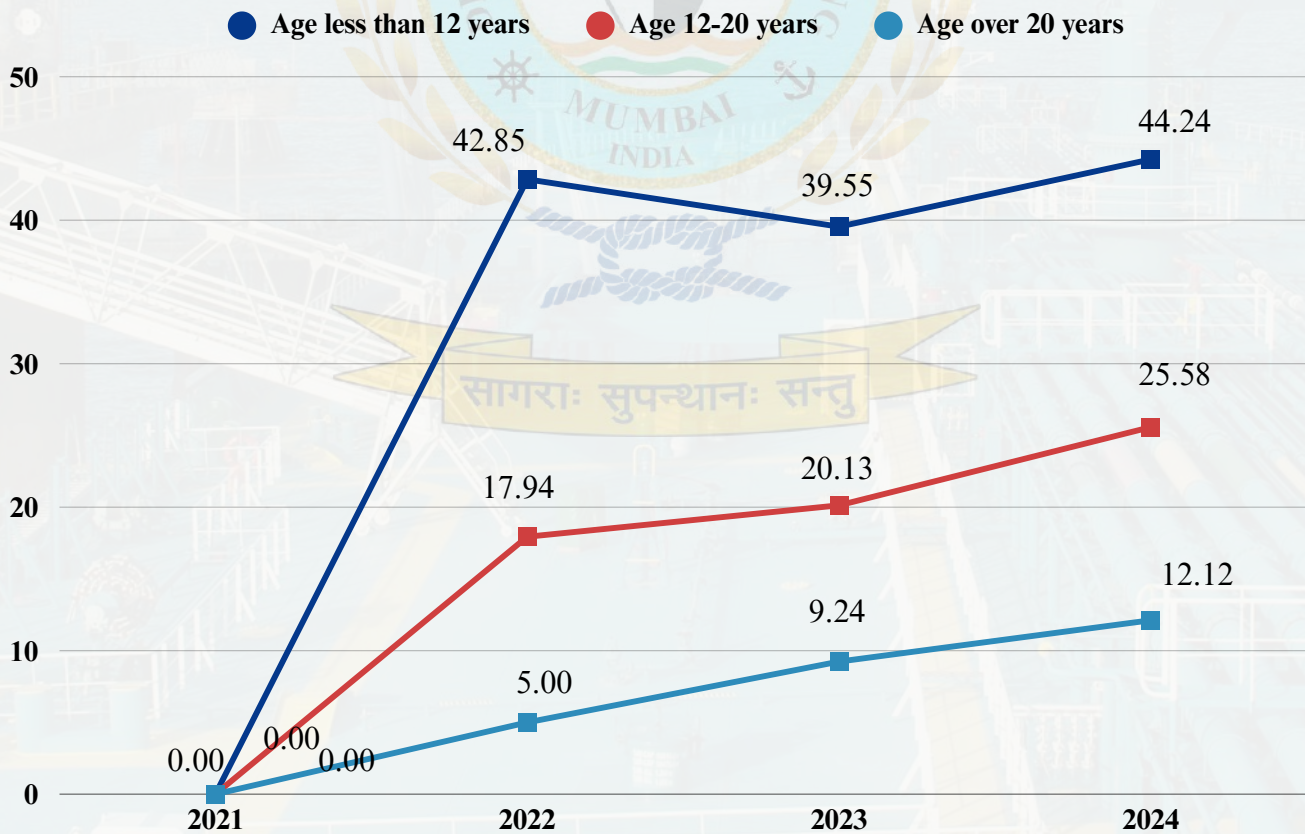
**Trends - Percentage of vessels inspected:  
Age over 20 years (Figure 7E)**



**Trends - No. of detentions: Age over 20 years (Figure 7F)**



**Trends - Performance Parameters: Nil-deficiency rate (Figure 7G)**



## Trends Analysis of RO Based Performance Parameters

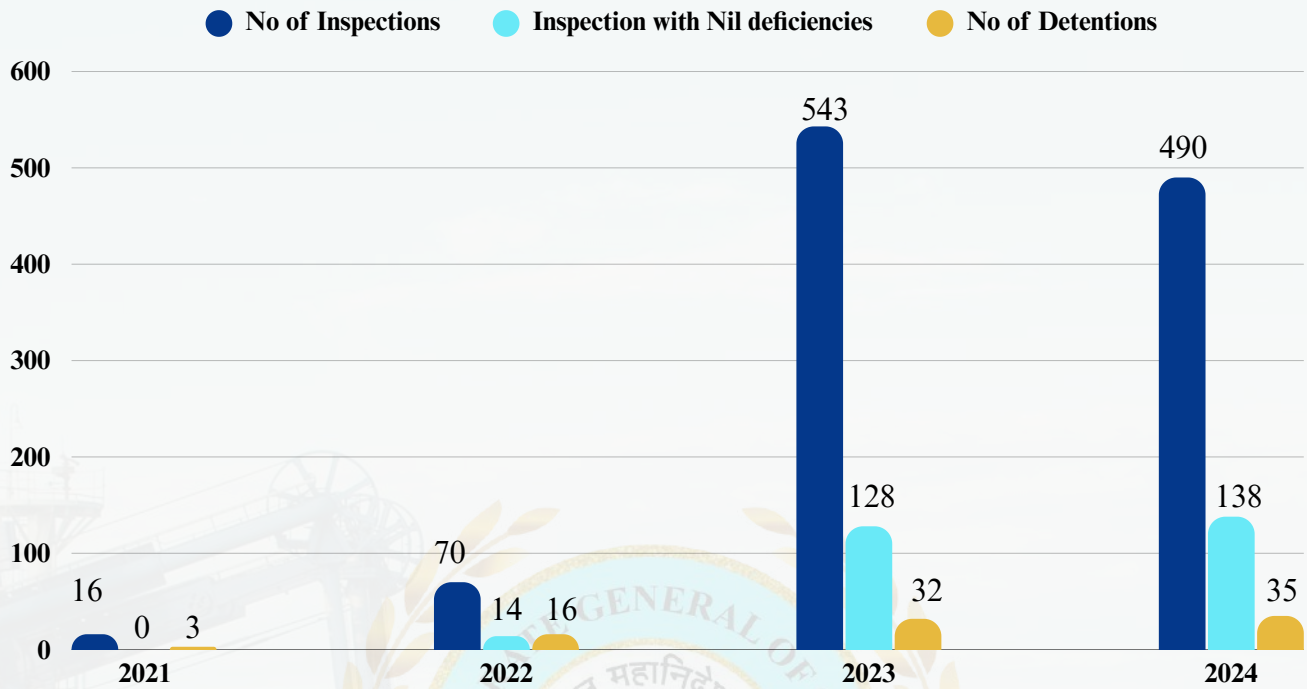
### Table 3A : Performance: Recognized Organizations

Recognized Organization	Number of Inspections	Number of Detentions	Avg. Deficiency Index	Nil Deficiency Rate
ABS	44	2	2.86	29.54
BV	64	8	3.48	29.68
CCS	33	1	2.21	54.54
DNV	51	2	3.29	29.41
IRS	10	3	8.9	0
ICS	1	1	10	0
IS	1	0	6	0
IRCS	1	0	8	0
IBS	2	0	4	0
KRS	35	4	3.65	8.57
LR	51	1	2.82	23.52
MC	1	0	2	0
MBS	1	1	10	0
NK	155	8	3.33	30.96
NOCL	5	1	5	20
OMCS	1	0	4	0
PMDS	2	0	6	0
PRS	9	2	4.66	22.22
RINA	37	3	3.94	21.62
RMRS	2	0	4	0
TL	1	1	12	0
VR	6	1	4.16	0
<b>TOTAL</b>	<b>513</b>	<b>39</b>	<b>3.48</b>	<b>27.09</b>

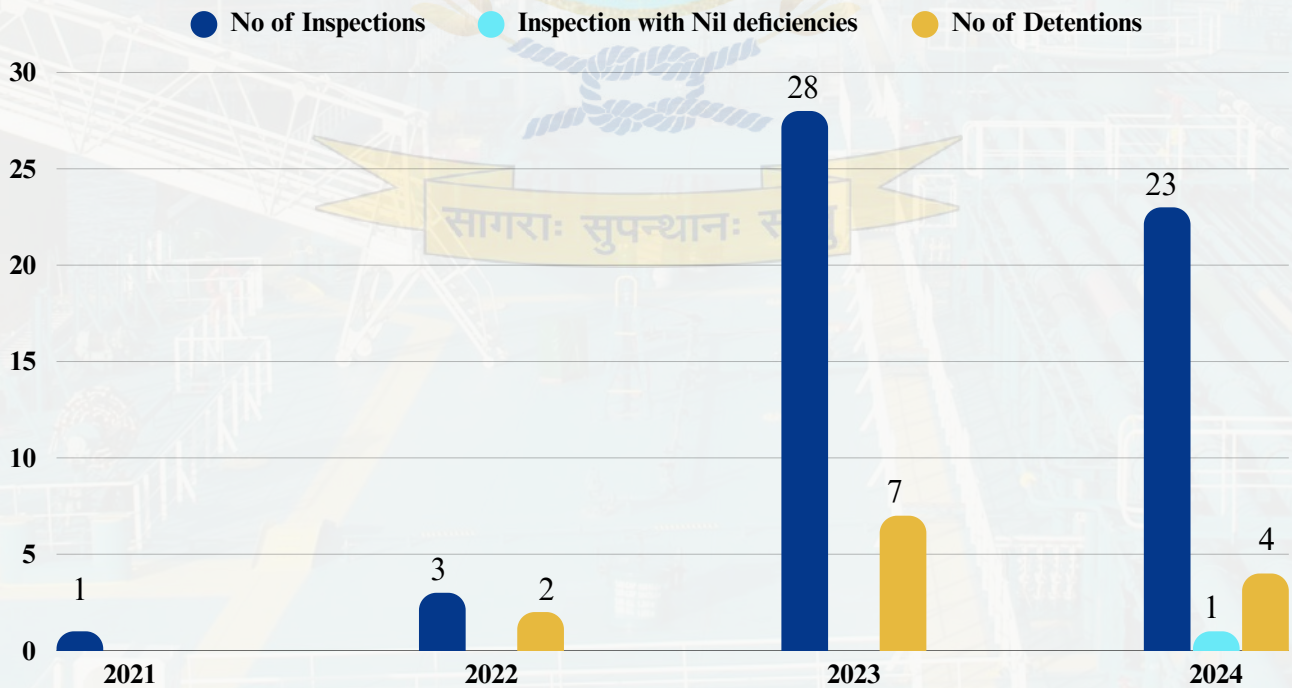
### Table 3B : Performance: Recognized Organizations Based on IACS Membership

Recognized Organization	Number of Inspections	Number of Detentions	Avg. Deficiency Index	Nil Deficiency Rate
IACS Members	490	35	3.4	28.16
Non-IACS Members	23	4	5.13	4.34
All Types	513	39	3.48	27.09

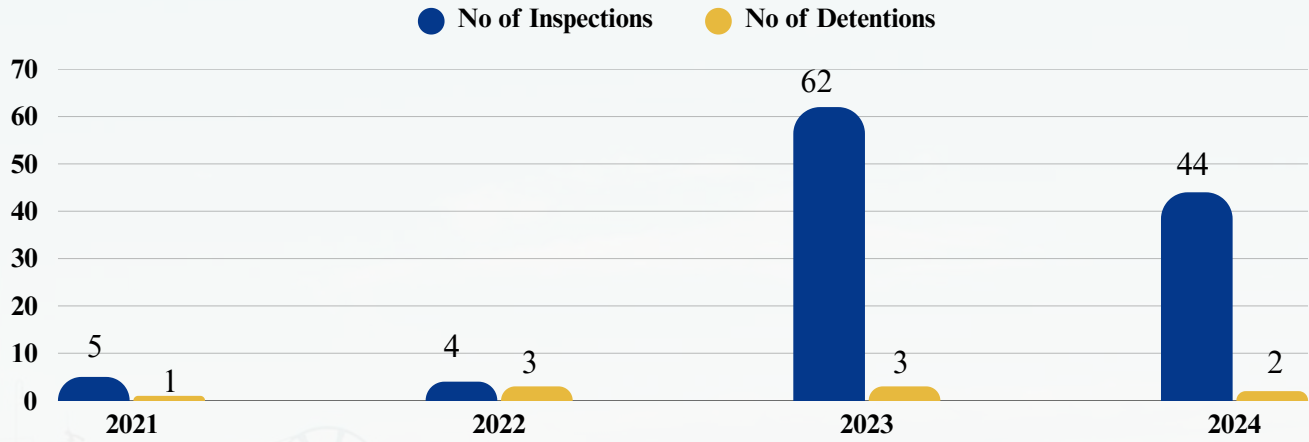
### Trends - Performance Parameters of RO with IACS Membership (Figure 8A)



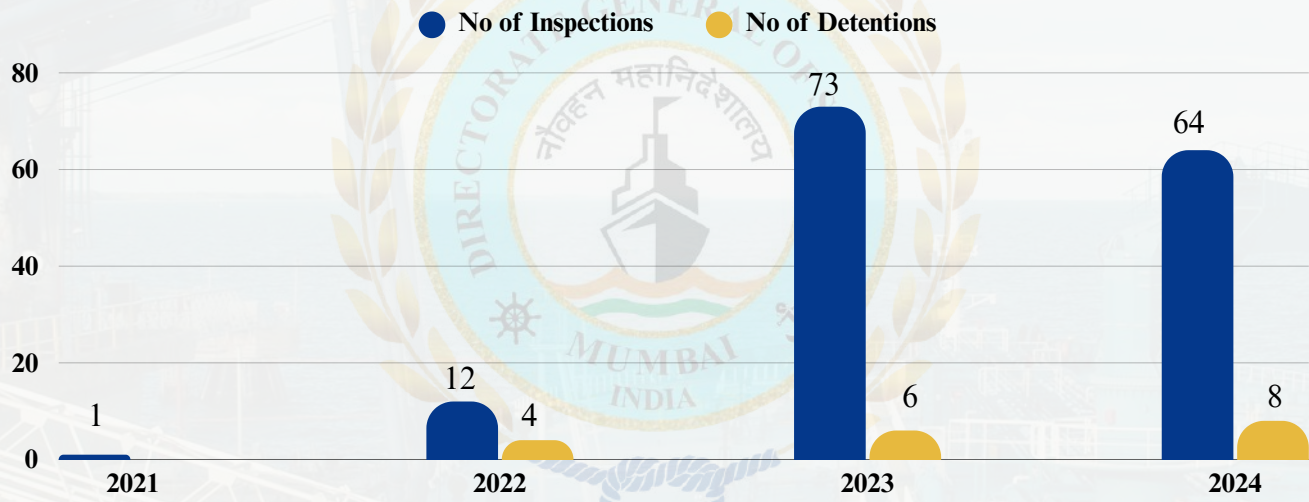
### Trends - Performance Parameters of RO with Non-IACS Membership (Figure 8B)



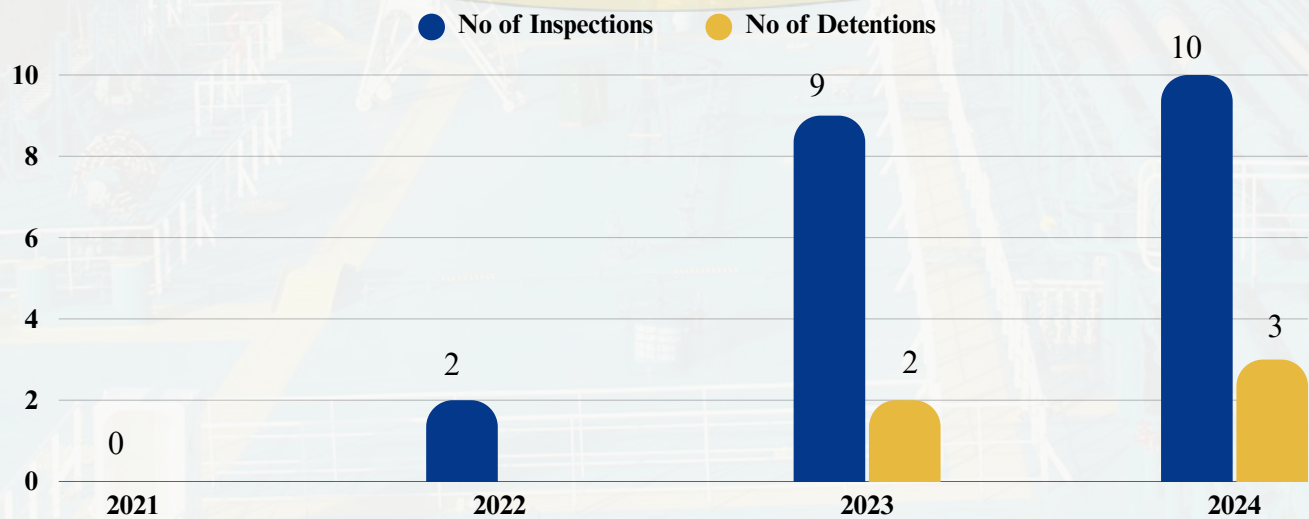
### Trends - Performance Parameters of Inspected ships with ABS as RO (Figure 8C)



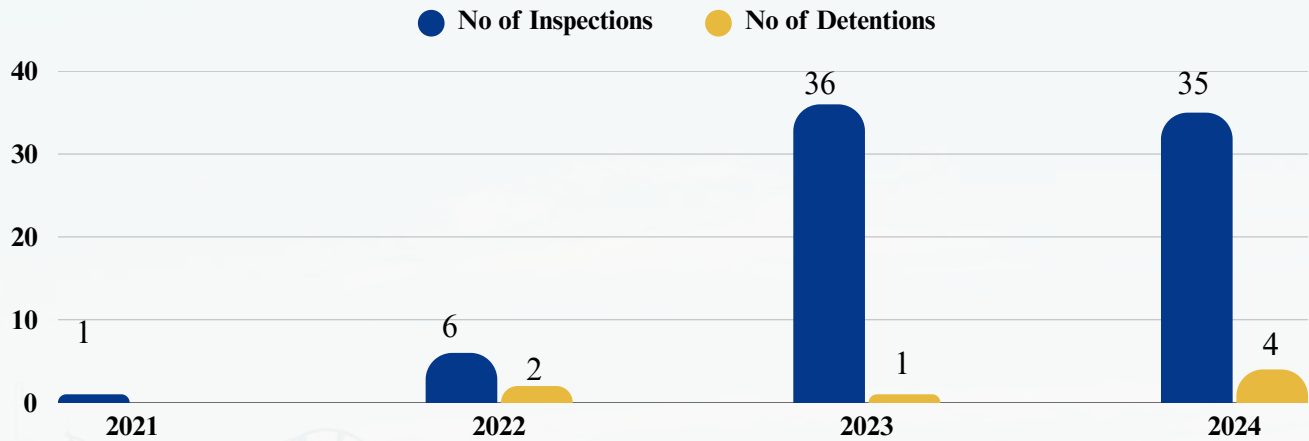
### Trends - Performance Parameters of Inspected ships with BV as RO (Figure 8D)



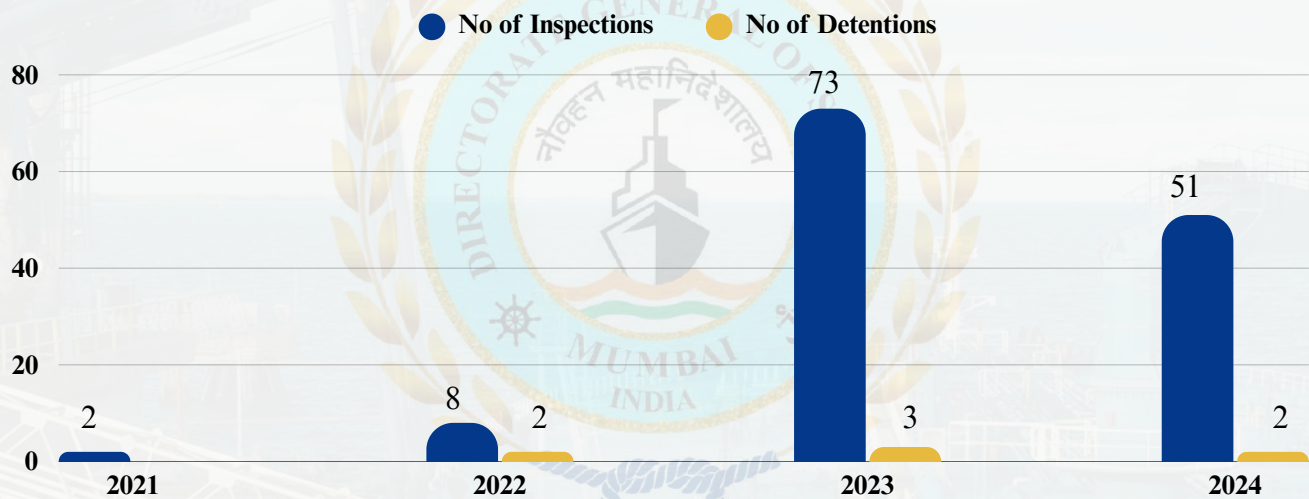
### Trends - Performance Parameters of Inspected ships with IRS as RO (Figure 8E)



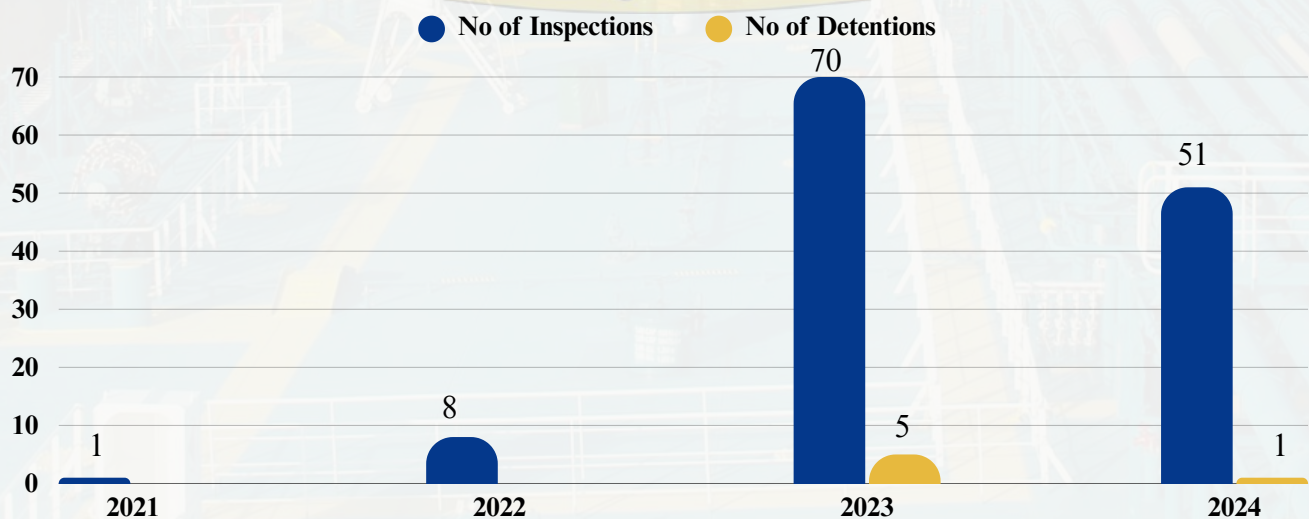
### Trends - Performance Parameters of Inspected ships with KRS as RO (Figure 8F)



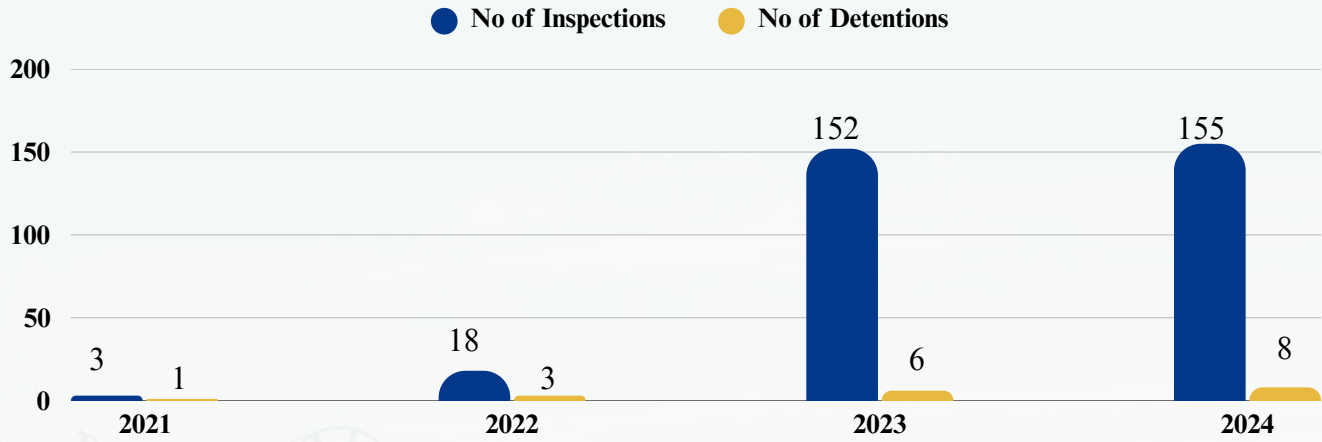
### Trends - Performance Parameters of Inspected ships with DNV-GL as RO (Figure 8G)



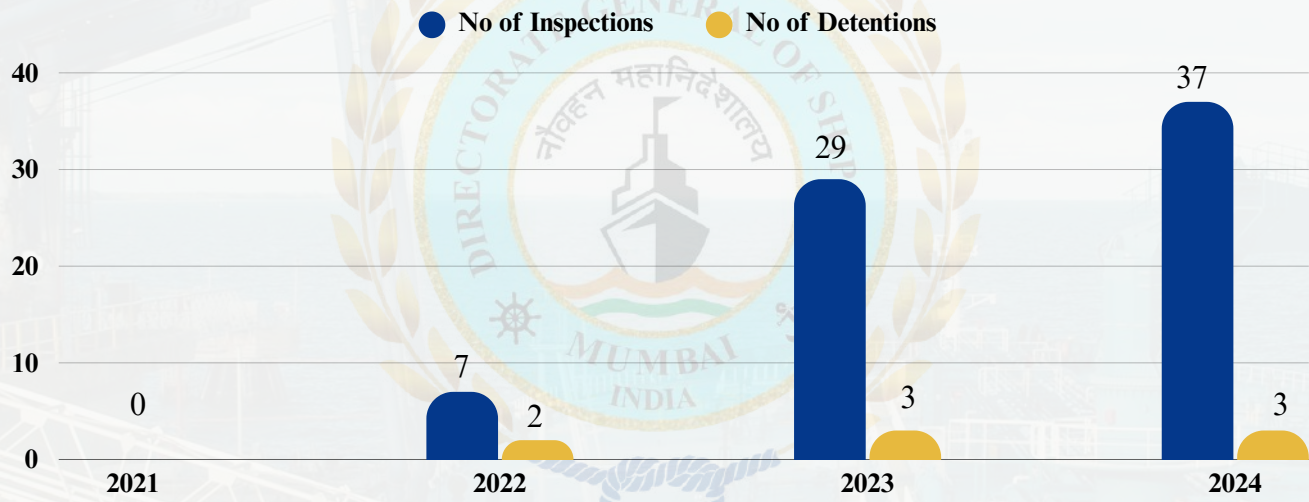
### Trends - Performance Parameters of Inspected ships with LR as RO (Figure 8H)



### Trends - Performance Parameters of Inspected ships with NK as RO (Figure 8I)



### Trends - Performance Parameters of Inspected ships with RINA as RO (Figure 8J)



## Performance of Flag State

Sr. No.	Flag	Number of Inspections	Number of Detentions	Avg. Deficiency Index	Nil Deficiency Rate
1	Antigua and Barbuda	13	1	4.3	23.07
2	Bahamas	8	0	2.5	50
3	Bangladesh	6	1	4.16	33.33
4	Barbados	9	0	1.22	55.55
5	Belize	4	0	4	0
6	Bermuda (UK)	1	0	3	0
7	China	17	1	2.41	58.82
8	Comoros	1	1	10	0
9	Cook Islands	7	3	7.28	0
10	Cyprus	7	0	1.42	28.57
11	Denmark	4	0	2	50
12	Greece	5	0	2.4	20
13	Guinea-Bissau	1	0	3	0
14	Guyana	1	1	10	0
15	Hong Kong, China	23	0	1.6	39.13
16	Iran	1	0	8	0
17	Italy	1	0	1	0
18	Japan	1	0	0	100
19	Jordan	1	0	4	0
20	Korea, Republic of	11	2	4.54	0
21	Kuwait	2	0	3.5	0
22	Liberia	95	6	3.14	29.47
23	Malta	12	0	1.91	50
24	Marshall Islands	61	1	2.75	36.06
25	Netherlands	2	0	2.5	0
26	Norway	1	0	6	0
27	Pakistan	1	0	9	0
28	Palau	8	4	8.37	0
29	Panama	131	10	4.03	24.42
30	Portugal	3	0	1.33	33.33
31	Russian Federation	2	0	4	0
32	Saint Kitts and Nevis	6	3	9.5	16.66
33	Saint Vincent and the Grenadines	3	0	4	33.33
34	Saudi Arabia	1	0	1	0
35	Singapore	31	2	3.32	19.35
36	Switzerland	1	0	3	0
37	Tanzania	1	0	9	0
38	Thailand	9	0	2.44	22.22
39	Togo	1	1	4	0
40	Turkey	2	0	3	0
41	Tuvalu	3	0	2	33.33
42	Vanuatu	1	0	4	0
43	Viet Nam	14	2	4.21	0
<b>TOTAL</b>		<b>513</b>	<b>39</b>	<b>3.48</b>	<b>27.09</b>

## List Of Ships Detained under PSC in 2024

SR. NO.	Date of Inspection	IMO NO.	Ship Name	Flag	Year Built	Ship Type	Classification Society	Place of Inspection
1	05.01.2024	9394739	ASPHALT EXPRESS	Panama	2006	oil tanker	DNV	Haldia
2	05.03.2024	9563392	NAV NEHA	Liberia	2008	bulk carrier	ABS	Karwar
3	10.03.2024	9250892	LUCIA	Viet Nam	2002	oil tanker	KRS	Visakhapatnam
4	15.03.2024	9422847	GLOBAL EAGLE	Cook Islands	2007	chemical tanker	BV	Kandla
5	19.03.2024	9249130	BUTTERFLY A	Liberia	2003	oil tanker	RINA	Sika
6	08.04.2024	9556791	XIN RUN CHEN 6	China	2008	bulk carrier	CCS	Mumbai
7	01.05.2024	9550216	TRANSFORMER OL	Panama	2009	bulk carrier	NK	Mumbai
8	07.05.2024	9200603	GEUM GANG	Korea, Republic of	1999	chemical tanker	KRS	Kandla
9	24.05.2024	9072989	RAHIMA	Saint Kitts and Nevis	1993	general cargo/multi-purposeship	NOCL	Tuticorin
10	06.06.2024	8201624	MSC IRIS	Panama	1981	container ship	BV	Visakhapatnam
11	11.06.2024	9635391	ARUNA HULYA	Marshall Islands	2012	bulk carrier	NK	Mumbai
12	12.06.2024	9629823	VALSAMITIS	Liberia	2011	bulk carrier	BV	Mumbai
13	18.06.2024	9177791	FISHER	Liberia	1998	general cargo/multi-purposeship	PRS	Tuticorin
14	26.06.2024	9303601	HAI NAM 86	Viet Nam	2004	general cargo/multi-purposeship	VR	Mumbai
15	11.07.2024	9481178	BLUE MAJESTY	Cook Islands	2007	oil tanker	IRS	Mumbai
16	18.07.2024	9704257	SWISSCO PEARL	Singapore	2013	offshore service vessel	BV	Visakhapatnam
17	26.07.2024	9360934	AMI	Panama	2006	chemical tanker	NK	Kandla
18	07.08.2024	9200342	SIRRAH	Saint Kitts and Nevis	1999	bulk carrier	IRS	Visakhapatnam
19	13.08.2024	9221334	ARCTURUS	Liberia	2000	bulk carrier	NK	Paradip Garh
20	20.08.2024	9438353	W HUANG PU	Panama	2008	general cargo/multi-purposeship	LR	Mumbai
21	26.08.2024	9222601	ZX GLORY	Palau	2001	bulk carrier	RINA	Mumbai
22	20.09.2024	9503287	KOTRAG	Liberia	2010	bulk carrier	RINA	Mundra
23	23.09.2024	9284788	DHAN LAXMI	Antigua and Barbuda	2004	oil tanker	BV	Visakhapatnam
24	01.10.2024	9181986	DOCTOR O	Togo	1998	general cargo/multi-purposeship	KRS	Kandla
25	05.10.2024	9294795	LEGACY 2	Guyana	2003	Oil tanker/Chemical tanker (OILCHEM)	MBS	JNPA
26	14.10.2024	9162112	PARAMITA	Korea, Republic of	1998	chemical tanker	KRS	Hazira

SR. NO.	Date of Inspection	IMO NO.	Ship Name	Flag	Year Built	Ship Type	Classification Society	Place of Inspection
27	16.10.2024	9263954	HEMERA	Palau	2004	oil tanker	BV	Haldia
28	05.11.2024	9390264	CLARITY	Saint Kitts and Nevis	2005	oil tanker	BV	Mumbai
29	07.11.2024	9564358	AVADH	Palau	2008	tugboat	IRS	Tuticorin
30	08.11.2024	9164079	ACCOMPLICE	Palau	1996	tugboat	ABS	Tuticorin
31	08.11.2024	9496874	PRINCE KHALED	Comoros	2008	bulk carrier	ICS	Kandla
32	13.11.2024	9395238	PLANET TEAM	Panama	2006	bulk carrier	TL	Kandla
33	18.11.2024	9736353	PROPEL WEALTH	Singapore	2011	bulk carrier	NK	Dahej
34	21.11.2024	9263124	BLUE VOYAGE	Bangladesh	2003	bulk carrier	BV	Tuticorin
35	25.11.2024	9355070	TRIUMPH OCEAN	Panama	2004	general cargo/multi-purposeship	NK	Mumbai
36	27.11.2024	9177480	DINA OCEAN	Panama	1997	bulk carrier	NK	Mumbai
37	27.11.2024	9258313	KS ANGELINA	Panama	2001	chemical tanker	DNV	Kolkata
38	28.11.2024	9399167	GLOBAL FALCON	Cook Islands	2006	chemical tanker	PRS	Kandla
39	11.12.2024	9526708	TRIVENI	Panama	2007	chemical tanker	NK	JNPA



**IOMOU CONCENTRATED INSPECTION CAMPAIGN**  
**ON**  
**CREW WAGES AND SEAFARER EMPLOYMENT AGREEMENT**  
**Carried out in INDIA between**  
**01.09.2024 to 30.11.2024**

The Concentrated Inspection Campaign (CIC) on Crew Wages And Seafarer Employment Agreement was carried out in the Indian Ocean MOU region between 1 September 2024 and 30 November 2024. The CIC was aimed to determine if ship owners meet the mandatory requirements for crew wages and seafarer employment agreement prescribed in the International Convention that is Maritime Labour Convention (MLC) 2006 and adopted by the International Labour Conference (ILC).

<b>Name of reporting Authority</b>	<b>India</b>
<b>Total number of inspections</b>	<b>144</b>
<b>Total number of deficiencies</b>	<b>21</b>
<b>Total number of detentions</b>	<b>0</b>

No.	QUESTIONS	YES	NO	N/A
Q.1	Is the seafarer given a SEA signed by both the seafarer and the shipowner or a representative of the shipowner?	143	1	0
Q.2	Is the seafarer able to access information regarding their employment conditions on board?	141	3	0
Q.3	Are standard form of seafarers' employment agreements and parts of any applicable collective bargaining agreements subject to port state control under Reg. 5.2, available in English?	142	1	1
Q.4	Does the seafarers' employment agreement include all the required elements specified in the MLC, 2006?	142	2	0
Q.5	Do particulars included in the seafarers' employment agreement comply with MLC, 2006 requirements?	143	1	0
Q.6	Are wage or salary payments made to the seafarer at no greater than monthly intervals?	140	3	1
Q.7	Have seafarers been given a status of accounts and wages paid on at least a monthly basis?	141	3	0
Q.8	Are wage or salary payments in accordance with any applicable CBA or SEA?	142	2	0
Q.9	If payments made to a seafarer include deductions, are they in accordance to the MLC, 2006?	139	2	3
Q.10a	Is a certificate or documentary evidence of financial security, issued by the financial security provider available on board in the event of compensation for death and long-term disability?	142	2	0
Q.10b	Is a certificate or documentary evidence of financial security, issued by the financial security provider available on board in the event of the repatriation?	143	1	0



# Flag State Inspection (FSI) Of Indian Ships



Article 91 of the United Nations Convention on the Law of the Sea (UNCLOS) states that every State shall fix the conditions for the grant of its nationality to ships, for the registration of ships in its territory, and for the right to fly its flag and there must exist a genuine link between the State and the ship.

Article 94 of UNCLOS requires the state to effectively exercise its jurisdiction over ships flying its flag to ensure safety at sea with regard to the construction, manning, equipment, seaworthiness, labor conditions, training etc.

The Indian Flag has delegated most of the statutory surveys of the cargo vessels under it to Recognized organizations. The Indian Maritime Administration i.e.. DGS fulfils its treaty obligations under UNCLOS by enforcing and carrying out a Flag State Inspection regime (FSI) on its' vessels. The FSI (FSI) regime implemented in India is based on age, that is, more the age of a vessel - more frequent are the number of inspections. This regime also serves as a monitoring mechanism for the performance of its' Recognized Organizations.

In 2024, there were 637 initial inspections of Indian flag vessels under the FSI/GI regime out of which 58 inspections were general examinations conducted by Indian RO's on vessels trading on foreign routes.

There were 4017 deficiencies raised in the 579 initial FSI inspections & 177 in 58 GI with an average of 6.93 deficiencies per ship in FSI.

Three number of MODU or FPSO types of Ship Inspected registered the highest average deficiencies of 15.33 per vessel followed by same number of special purpose ships inspected with an average of 12.33 deficiencies per vessel.

There were 25 vessels detained under FSI in 2024 constituting a detention rate of 3.92%. Among all ship types detained, the highest i.e. 11 were Other Types of Ship.

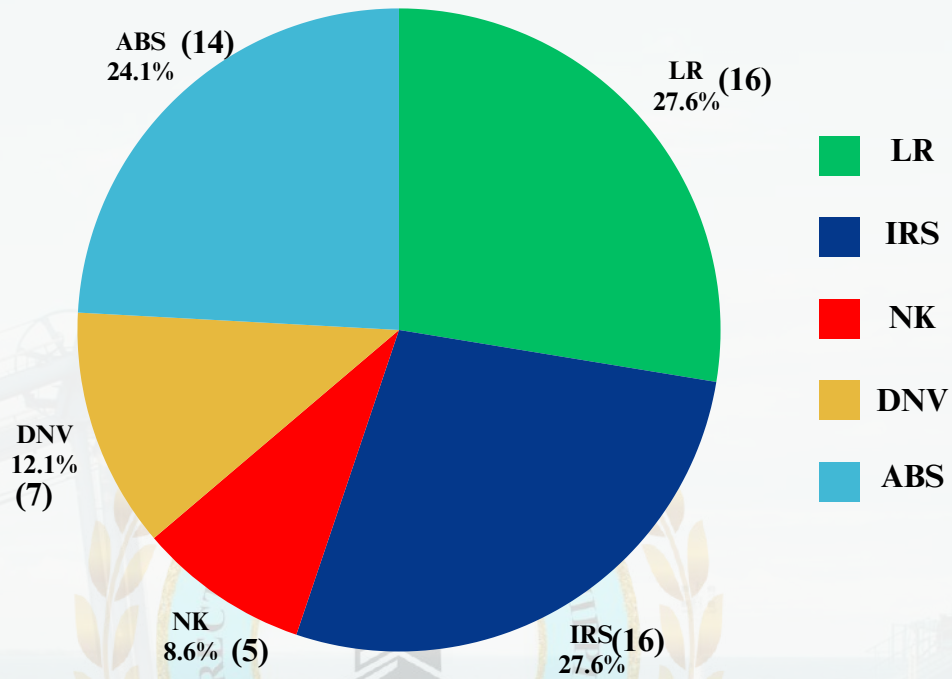
Merchant Shipping Notice 4 of 2017 dated 18.05.2017 provides the frequency of FSI to be carried out on Indian flag vessels as mentioned below.

सागराः सुपन्थानः सन्तु

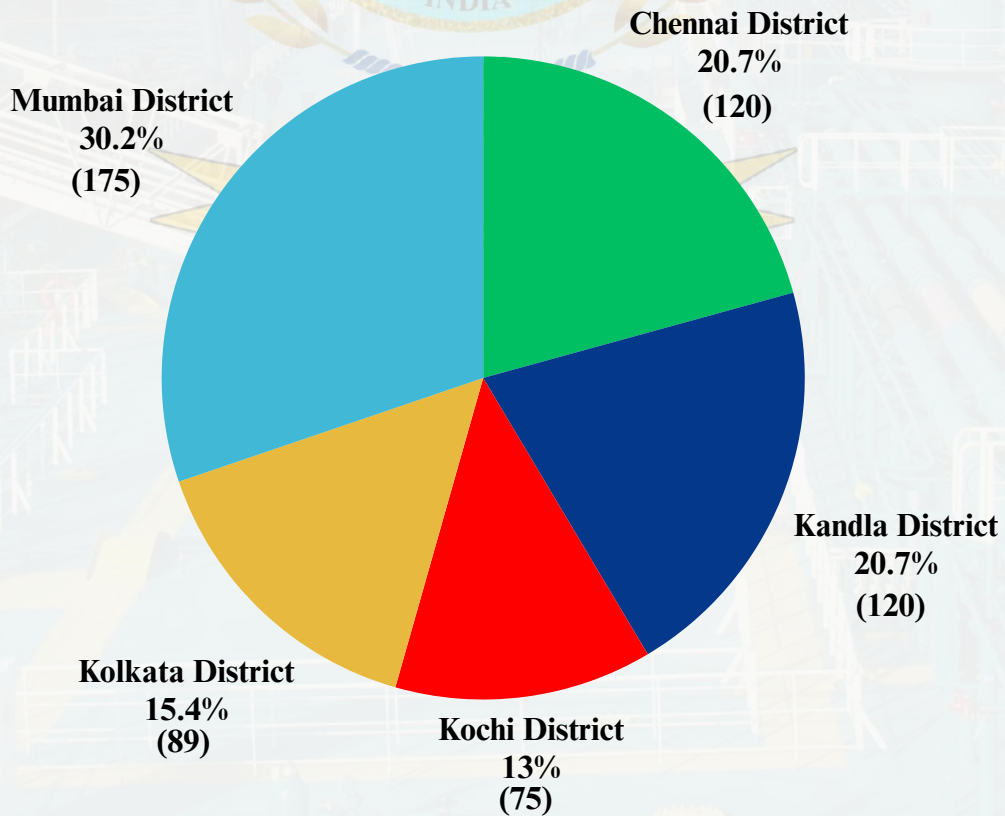
<b>Schedule for Flag State Inspection</b>		
<b>Sr. No.</b>	<b>Type and Age of Ship</b>	<b>Frequency of Flag State Inspection</b>
1.	Passenger Ship	Every calendar year, after 3 months of Passenger Ship Safety Certificate survey, but before 3 months of the date of expiry of the same.
2.	Cargo Ship (0-5 years of age)	One inspection between 1 - 3 months after the completion of 1st complete Intermediate Statutory surveys.
3.	Cargo Ship (5-15 years of age)	Every year and between 1-3 months after completion of annual/intermediate/renewal statutory survey as the case may be.
4.	Cargo Ship (15 years and above)	Every year and between 1-3 months after completion of annual/intermediate/renewal statutory survey as the case may be.

# FSI STATISTICS FOR 2024

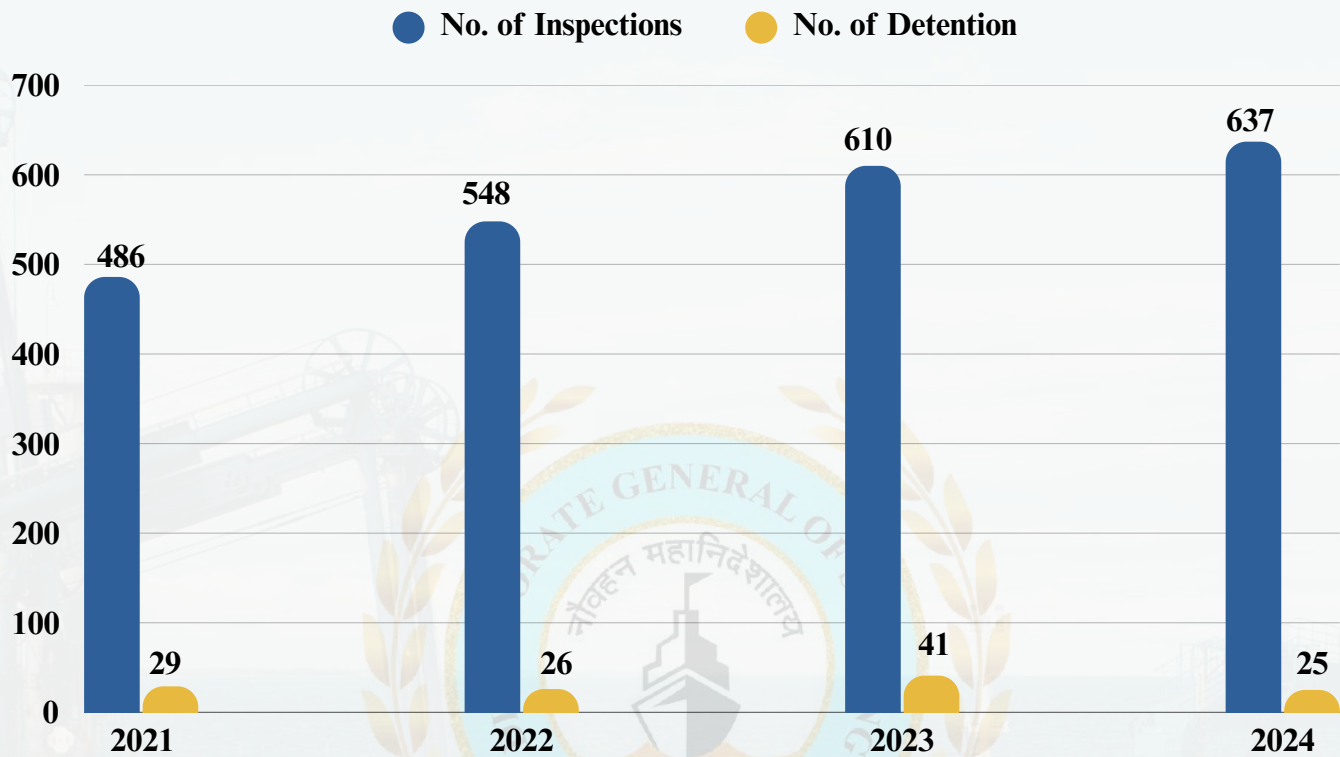
**Percentage of G.I carried out by RO's abroad (Figure 10)**



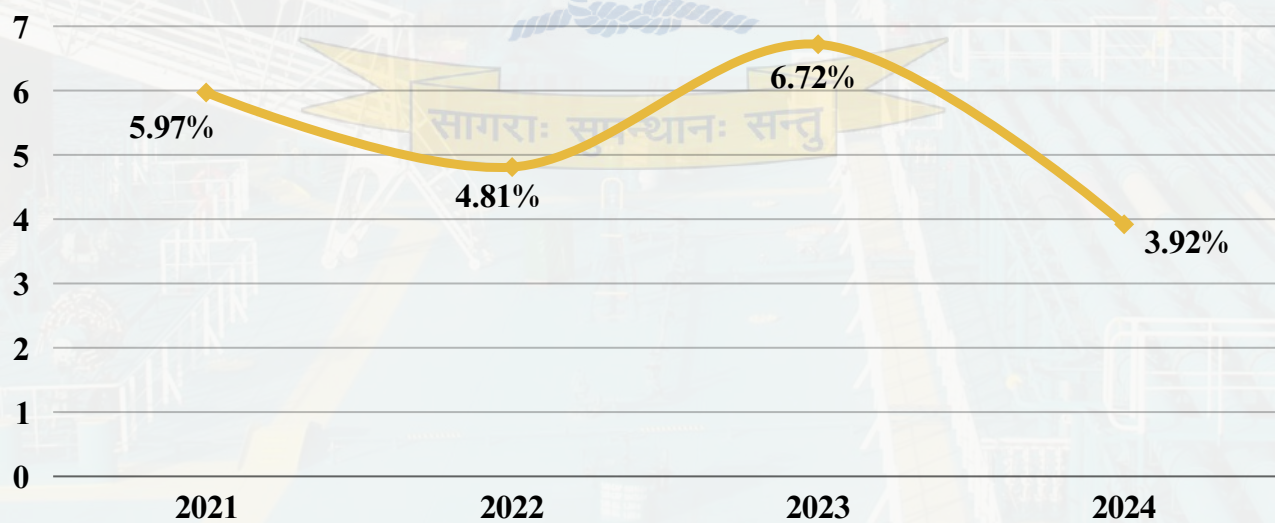
**Distribution of FSI Inspections across regions (Figure 11)**



**Trends - Comparison of FSI/GI Inspections and Detentions from 2021-2024  
(Figure 12A)**



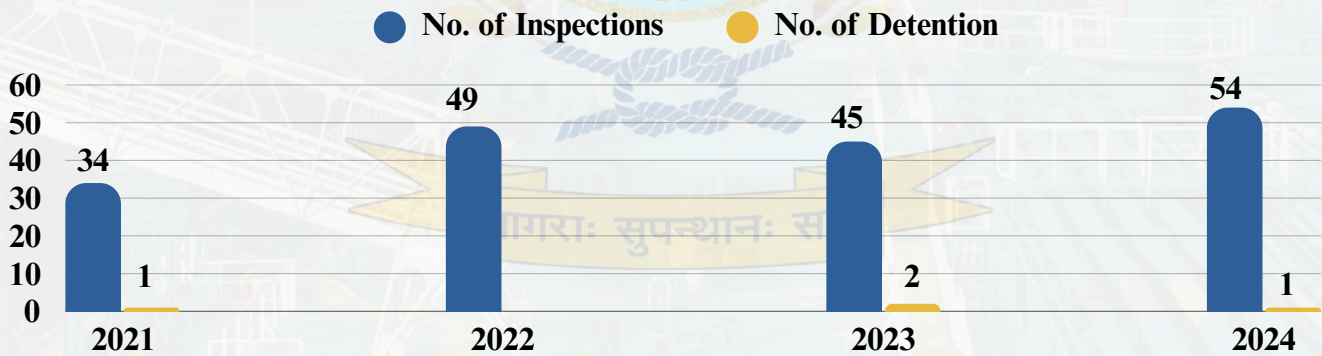
**Trends - Detention Rate in FSI Inspections from 2021-2024 (Figure 12B)**



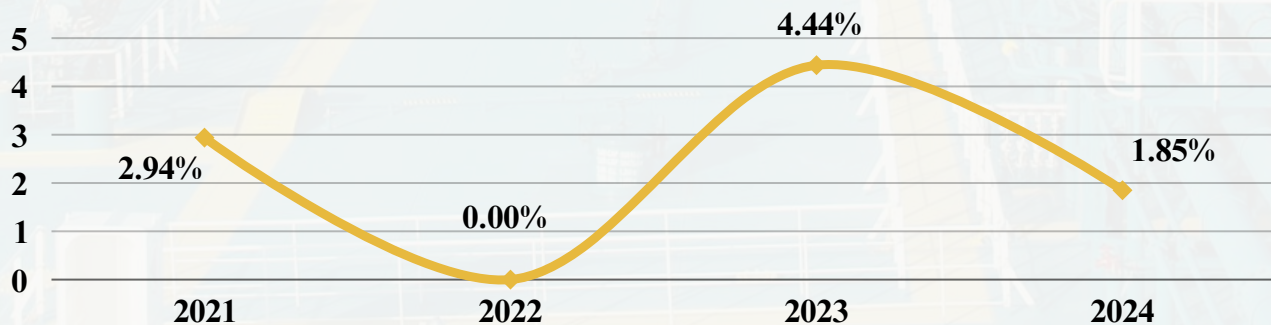
**Table 4: Flag State Inspection/GI Performance based on Ship Type**

Sr. No.	Type of Vessel	Number of Inspections	Number of Detentions	Avg. Deficiency Index	Nil Deficiency Rate
1	Bulk Carrier	54	1	4.5	27.77
2	Chemical Tanker	4	0	1	75
3	Container Ship	21	0	6	4.76
4	Gas Carrier	21	0	3.28	14.28
5	General Cargo/Multi-Purpose Ship	40	1	8.1	0
6	Heavy load carrier	1	0	6	0
7	High speed passenger craft	7	0	3.14	0
8	MODU or FPSO	3	0	15.33	0
9	Offshore Service Vessel	38	3	9.84	5.26
10	Oil tanker	96	3	6.5	21.87
11	Other types of ship	136	11	8.24	2.2
12	Passenger Ship	26	0	4.19	0
13	Special purpose ship	3	0	12.33	0
14	Tugboat	187	6	5.42	2.13
	<b>TOTAL</b>	<b>637</b>	<b>25</b>	<b>6.58</b>	<b>8.16</b>

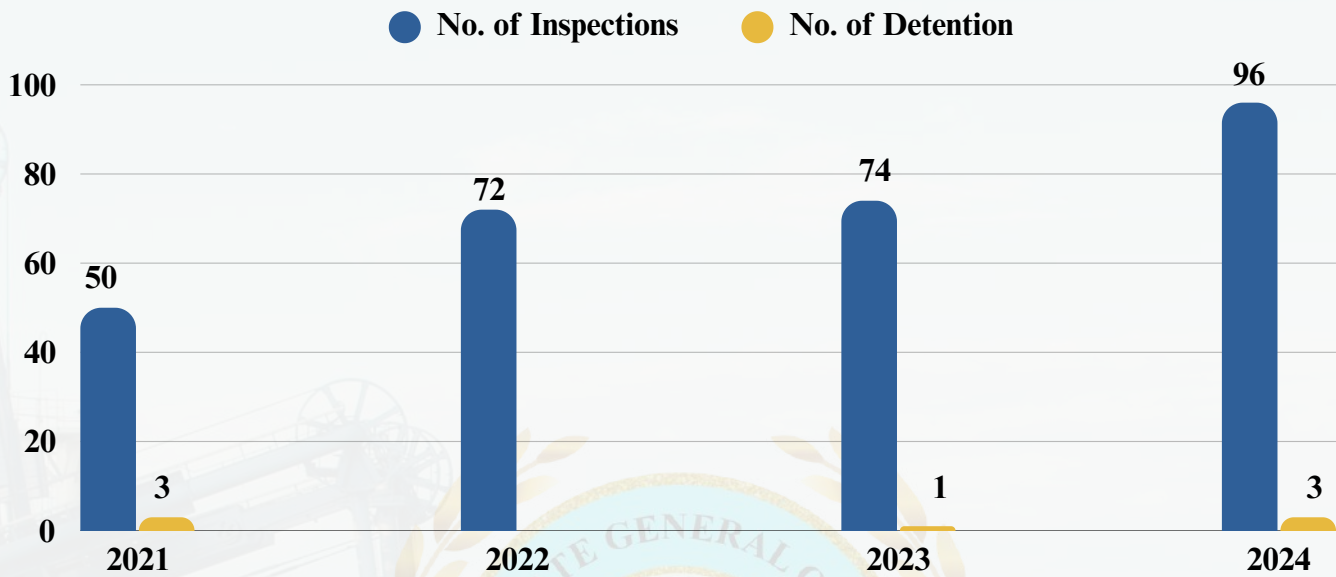
**Trends - Comparison of FSI/GI Inspections and Detentions of Bulk Carriers from 2021-2024 (Figure 13A)**



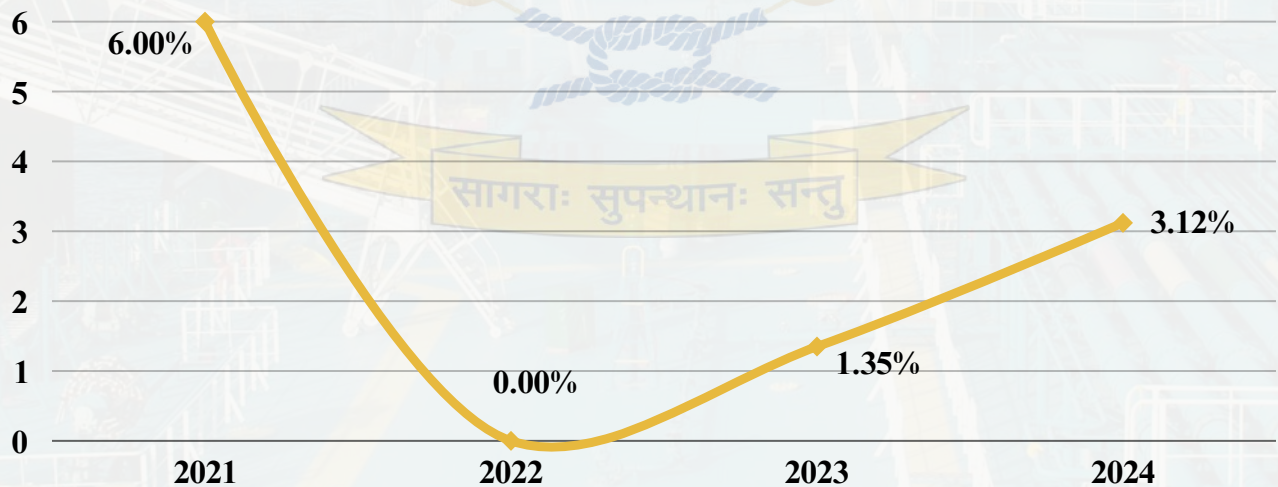
**Trends - Comparison of Detention Rate of Bulk Carriers from 2021-2024 (Figure 13B)**



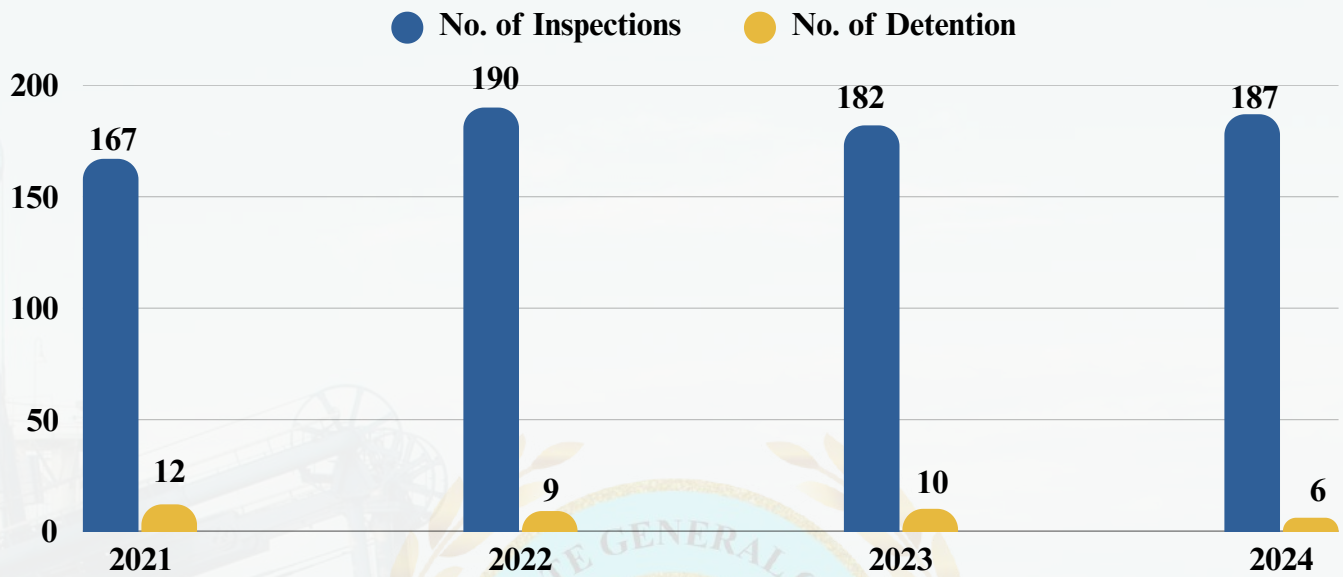
### Trends - Comparison of FSI Inspections and Detentions of Oil Tankers from 2021-2024 (Figure 13C)



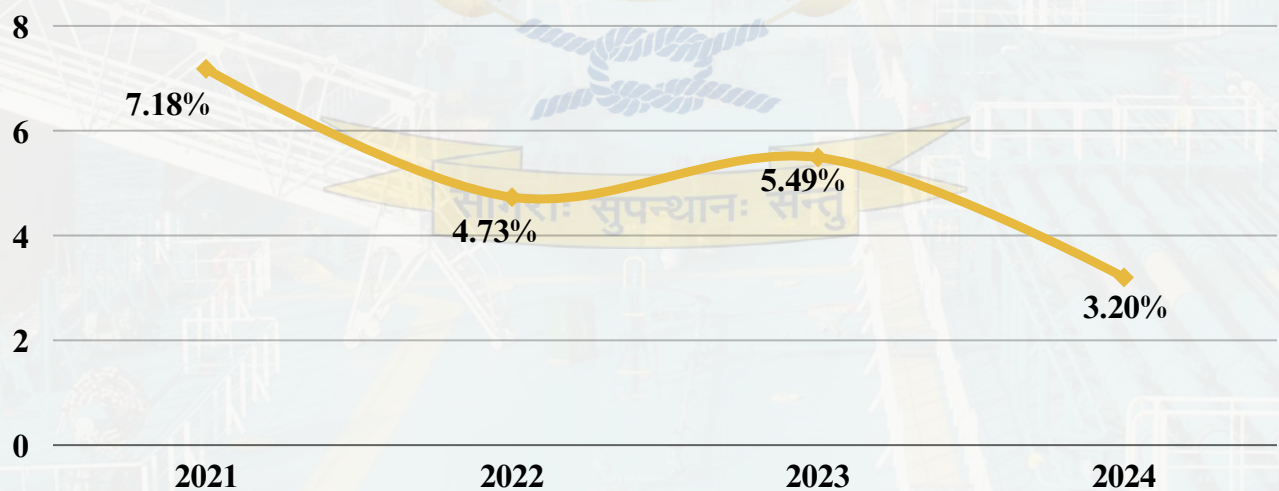
### Trends - Comparison of Detention Rate of Oil Tankers from 2021-2024 (Figure 13D)



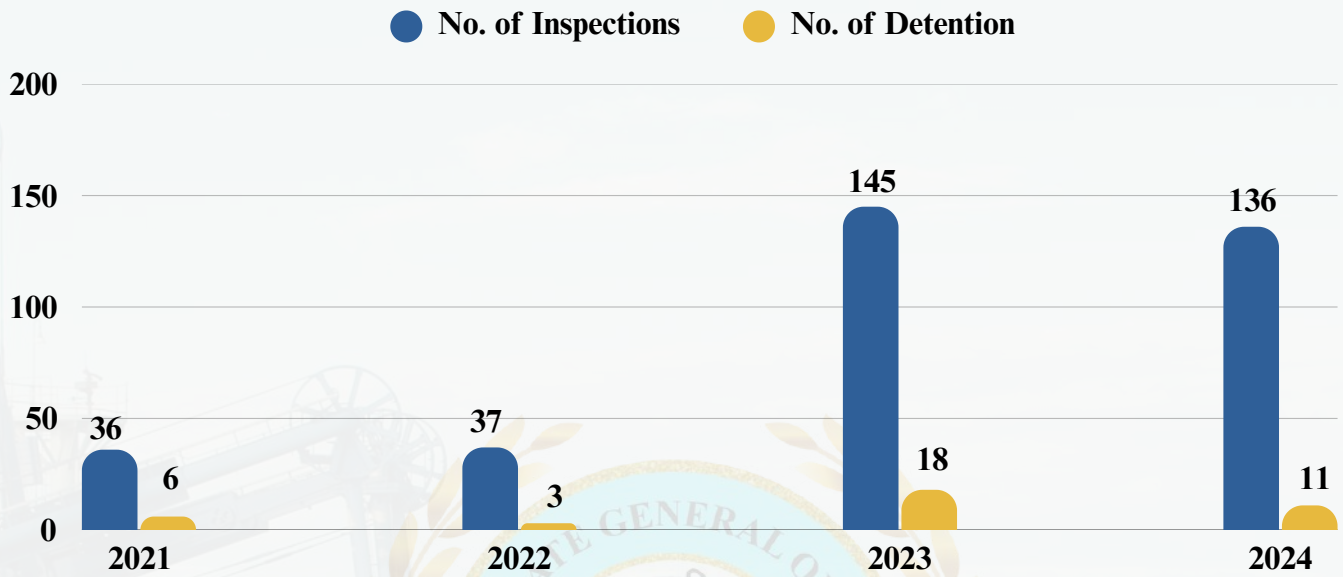
## Trends - Comparison of FSI Inspections and Detentions of Tug boats from 2021-2024 (Figure 13E)



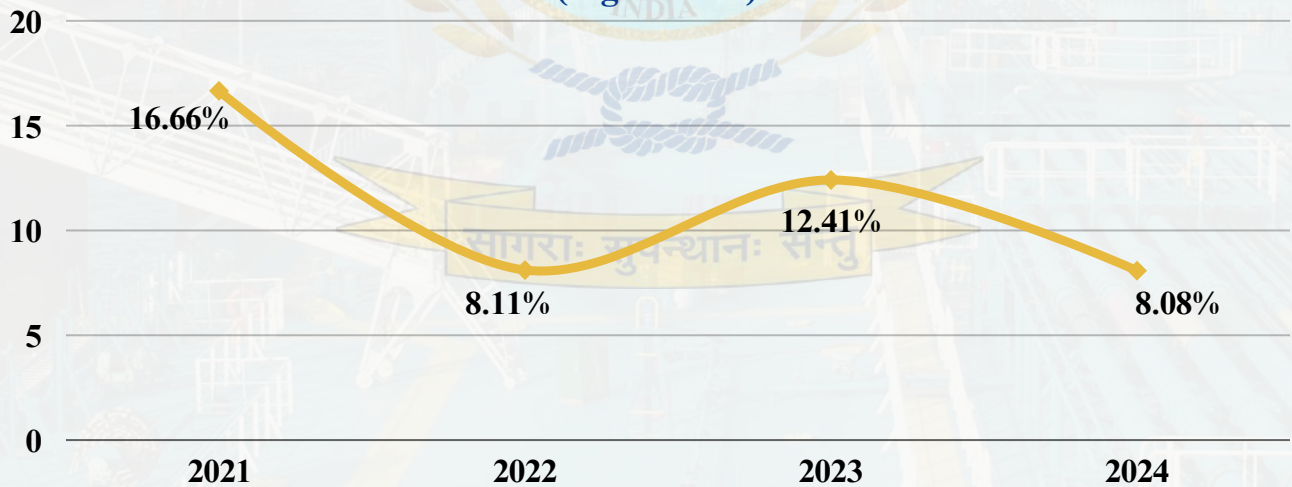
## Trends - Comparison of Detention Rate of Tug boats from 2021-2024 (Figure 13F)



### Trends - Comparison of FSI Inspections and Detentions of Other type of ship from 2021-2024 (Figure 13G)



### Trends - Comparison of Detention Rate of Other type of ship from 2021-2024 (Figure 13H)



**Table 5: General Inspection by RO's (abroad) based on Ship Type**

Type of Vessel	Number of Inspections	Number of Detentions	Avg. Deficiency Index	Nil Deficiency Rate
Bulk Carrier	16	0	1.43	69.23
Chemical Tanker	4	0	0.66	83.33
Container Ship	1	0	5	0
Gas Carrier	1	0	0	0
Oil tanker	27	0	1.51	60.71
Other types of ship	2	0	4	0
Tugboat	7	0	3.14	0
<b>TOTAL</b>	<b>58</b>	<b>0</b>	<b>1.45</b>	<b>62.74</b>

**Table 6A: FSI/GI Performance of Ships up to 500GT**

Type of Vessel	Number of Inspections	Number of Detentions	Avg. Deficiency Index	Nil Deficiency Rate
General Cargo/Multi-Purpose Ship	2	0	5.5	0
High speed passenger craft	7	0	3.14	0
Offshore Service Vessel	7	0	5.14	28.57
Oil tanker	2	0	4	0
Other types of ship	37	3	8.13	5.4
Passenger Ship	16	0	3.12	0
Tugboat	176	5	5.34	2.27
<b>TOTAL</b>	<b>247</b>	<b>8</b>	<b>5.53</b>	<b>3.23</b>

**Table 6B: FSI/GI Performance of Ships of above 500GT and below 3000 GT**

Type of Vessel	Number of Inspections	Number of Detentions	Avg. Deficiency Index	Nil Deficiency Rate
Gas Carrier	1	0	3	0
General Cargo/Multi-Purpose Ship	28	1	7.92	0
Offshore Service Vessel	31	3	10.9	0
Oil tanker	5	0	8.8	0
Other types of ship	65	3	7.89	1.53
Passenger Ship	2	0	5.5	0
Tugboat	11	1	6.81	0
<b>TOTAL</b>	<b>143</b>	<b>8</b>	<b>8.43</b>	<b>0.69</b>

**Table 6C: FSI/GI Performance of Ships more than 3000 GT**

Type of Vessel	Number of Inspections	Number of Detentions	Avg. Deficiency Index	Nil Deficiency Rate
Bulk Carrier	54	1	4.5	27.77
Chemical Tanker	4	0	1	75
Container Ship	21	0	6	4.76
Gas Carrier	20	0	3.3	15
General Cargo/Multi-Purpose Ship	10	0	9.1	0
Heavy load carrier	1	0	6	0
MODU or FPSO	3	0	15.33	0
Oil tanker	89	3	6.42	23.59
Other types of ship	34	5	9.02	0
Passanger Ship	8	0	6	0
Special purpose ship	3	0	12.33	0
<b>TOTAL</b>	<b>247</b>	<b>9</b>	<b>6.25</b>	<b>17.4</b>

**Table 7A: FSI/GI Performance of Ships up to 5 years of age**

Type of Vessel	Number of Inspections	Number of Detentions	Avg. Deficiency Index	Nil Deficiency Rate
Bulk Carrier	1	0	10	0
General Cargo/Multi-Purpose Ship	3	0	10.66	0
High speed passenger craft	1	0	2	0
Other types of ship	12	1	9	0
Passanger Ship	2	0	1	0
Tugboat	11	0	3.63	9.09
<b>TOTAL</b>	<b>30</b>	<b>1</b>	<b>6.46</b>	<b>3.33</b>

**Table 7B: FSI/GI Performance of Ships above 5 years & up to 15 years of age**

Type of Vessel	Number of Inspections	Number of Detentions	Avg. Deficiency Index	Nil Deficiency Rate
Bulk Carrier	24	0	5.95	29.16
Container Ship	2	0	4.5	0
Gas Carrier	1	0	4	0
General Cargo	8	1	9.87	0
Heavy load carrier	1	0	6	0
High speed passenger craft	1	0	4	0
MODU or FPSO	1	0	5	0
Offshore Survice Vessel	11	1	11.45	0
Oil tanker	22	2	6	40.9
Other types of ship	33	5	7.42	6.06
Passanger Ship	6	0	5	0
Special purpose ship	1	0	5	0
Tugboat	61	1	5.01	0
<b>TOTAL</b>	<b>172</b>	<b>10</b>	<b>6.39</b>	<b>10.46</b>

**Table 7C: FSI/GI Performance of Ships above 15 years & up to 25 years of age**

Type of Vessel	Number of Inspections	Number of Detentions	Avg. Deficiency Index	Nil Deficiency Rate
Bulk Carrier	27	1	2.85	25.92
Chemical Tanker	4	0	1	0
Container Ship	12	0	5.58	8.33
Gas Carrier	17	0	3.11	17.64
General Cargo/Multi-Purpose Ship	9	0	9.55	0
High speed passenger craft	2	0	2.5	0
Offshore Service Vessel	27	2	9.18	7.4
Oil tanker	65	1	6.61	18.46
Other types of ship	47	3	8.08	0
Passenger Ship	16	0	4.31	0
Tugboat	81	2	5.46	2.46
<b>TOTAL</b>	<b>307</b>	<b>9</b>	<b>6.06</b>	<b>9.77</b>

**Table 7D: FSI/GI Performance of Ships more than 25 years of age**

Type of Vessel	Number of Inspections	Number of Detentions	Avg. Deficiency Index	Nil Deficiency Rate
Bulk Carrier	2	0	6.5	50
Container Ship	7	0	7.14	0
Gas Carrier	3	0	4	0
General Cargo/Multi-Purpose Ship	20	0	6.35	0
High speed passenger craft	3	0	3.66	0
MODU or FPSO	2	0	20.5	0
Oil tanker	9	0	6.88	0
Other types of ship	44	2	8.81	2.27
Passenger Ship	2	0	4	0
Special purpose ship	2	0	13	0
Tugboat	34	3	6.64	2.94
<b>TOTAL</b>	<b>128</b>	<b>5</b>	<b>7.53</b>	<b>2.34</b>

**Table 8 : FSI/GI Performance - Recognized Organization**

Recognized Organization	Number of Inspections	Number of Detentions	Avg. Deficiency Index	Nil Deficiency Rate
ABS	44	0	4.45	22.72
BV	7	0	6	0
DNV	32	1	5.59	18.75
IRS	470	23	7.05	3.4
KRS	4	0	7.75	0
LR	51	1	5.11	29.41
NK	25	0	2.96	16
RINA	4	0	4.75	25
<b>TOTAL</b>	<b>637</b>	<b>25</b>	<b>6.58</b>	<b>8.16</b>



## FSI Performance of Shipping Companies

**Table 9 : FSI Performance of Shipping Companies**

NAME OF COMPANY	Number of Inspections	Number of Detentions	Av. Deficiency Index	Nil-Deficiency Rate
A K SHIP MANAGEMENT AND SERVICES	4	0	4	0
ABB SHIP MANAGEMENT PVT LTD	1	0	14	0
ABS MARINE SERVICES PVT LTD	7	0	7.28	0
ACOMS INDIA PVT LTD	1	0	19	0
ADANI HARBOUR SERVICES LTD	26	0	3.41	0
ADANI PORTS AND SEZ LTD	1	0	6	0
ADANI VIZHINIAM PORT PVT LTD	2	0	4.5	0
ADEL SHIPPING LOGISTICS LIMITED	2	0	2	0
ADSUN OFFSHORE DIVING CONTRACTORS PVT LTD	5	2	13	0
AJWA LOGISTICS PVT LTD	2	0	0.5	50
AK SHIPMANAGEMENT AND SERVICES	1	0	2	0
ALBATROSS MARINE SERVICES	2	0	14	0
ALLIANZ OFFSHORE SERVICES PVT LTD	2	0	7.5	0
ALPHARD MARITIME PVT LTD	1	0	5	0
AMBA SHIPPING AND LOGISTICS PVT LTD	5	0	14.4	0
AMBUJA SHIPPING SERVICES LIMITED	9	0	4.11	0
AMNS PORT HAZIRA LIMITED	4	0	3.25	0
AMRO MARINE	1	0	9	0
ANGLO EASTERN SHIP MANAGEMENT INDIA PVT LTD	4	0	12.25	0
APEEJAY SHIPPING LIMITED	5	0	1.6	60
APSEZ LTD	2	0	2	0
ARC OFFSHORE INDIA PVT LTD	5	0	4.2	0
ARKAY LOGISTICS LTD	2	0	10	0
ARLO SHIPPING LLP	1	1	23	0
ASMI SHIPS PRIVATE LTD	3	1	18.66	0
ASP SHIP MANAGEMENT PVT LTD	1	0	6	0
AZA SHIPPING PVT LTD	1	0	5	0
BAPU SHIPPING	4	0	3.5	0
BHOIR DREDGING CO. PVT LTD	4	1	28	0
BINDIYA MARINE SERVICES	1	0	10	0
BRAVO SHIP MANAGEMENT PVT LTD	1	0	8	0
BSA MARINE SERVICES	1	0	7	0
CAN OFFSHORE PVT LTD	7	0	6.42	0
CANARA MOTOR LAUNCH SERVICE	1	0	7	0
CASTLE SHIPS PVT LTD	6	0	5.66	0
COASTAL MARINE CONSTRUCTION	1	0	8	0

NAME OF COMPANY	Number of Inspections	Number of Detentions	Av. Deficiency Index	Nil-Deficiency Rate
COCHIN PORT AUTHORITY	1	0	5	0
COLUMBIA AURUS SHIP MANAGEMENT PVT LTD	2	0	10.5	0
DAWN SHIPPING PRIVATE LTD, MUMBAI	3	0	4	0
DELMAR OFFSHORE SERVICES PVT LTD	2	0	6.5	0
DELTA MARITIME & INDUSTRIAL SKILL TRAINING INSTITUTE PVT LTD	6	0	5.83	0
DEPT OF OCEAN DEVELOPMENT	1	0	4	0
DIRECTORATE OF SHIPPING SERVICES	1	0	2	0
DOLPHIN OFFSHORE SHIPPING LIMITED	1	1	24	0
DREDGING CORPORATION OF INDIA LTD	8	0	9.12	0
ELEVENY SOLUTIONS LLP	1	0	6	0
EQUIP TRANS LOGISTICS PVT LTD	4	1	8.75	0
EXECUTIVE SHIP MANAGEMENT PVT LTD	4	0	2.5	0
FAIRMACS NICOBAR	1	0	2	0
FELICITA SHIPPING SERVICES PVT LTD	1	0	4	0
FIVE STAR SHIPPING CO. PVT LTD	6	0	0.83	50
FLUYT MARITIME PVT LTD	1	0	7	0
GAUR HARI MARINE SERVICES PVT LTD	4	1	12	0
GENESIS PETROCHEMICALS & LOGISTIC PVT LTD	1	0	15	0
GLOBAL OFFSHORE PVT LTD	2	0	6	0
GREAT EASTERN SHIPPING CO LTD	28	0	1.46	60.71
GREATSHIP (INDIA) LTD	10	0	3.9	10
HAL OFFSHORE LTD	4	0	6.5	0
HIND OFFSHORE PVT LTD	8	0	10.75	0
HOGER OFFSHORE AND MARINE PVT LTD	11	1	13.9	0
IGOPL OFFSHORE PRIVATE LIMITED	1	0	24	0
I-MARINE INFRATECH (INDIA) PVT LTD	3	0	2.33	0
A.K. SHIP MANAGEMENT AND SERVICES	1	0	3	0
ITT SHIPPING PRIVATE LIMITED	6	0	10.33	0
JBS MARINE AND LOGISTICS PVT LTD	1	0	16	0
JM BAXI HEAVY PVT LTD	1	0	16	0
JSW SHIPPING & LOGISTICS PVT LTD	10	0	9	0
K G OFFSHORE SERVICES PVT LTD	1	0	4	0
K STEAMSHIP AGENCIES PVT LTD	1	0	1	0
KB SHIPPING AND COMPANY	1	0	3	0
KENIVAA SHIPPING PVT LTD	1	0	6	0
KESARI MARINE SERVICE	1	0	4	0
KNK SHIP MANAGEMENT	2	1	7	0

NAME OF COMPANY	Number of Inspections	Number of Detentions	Av. Deficiency Index	Nil-Deficiency Rate
LAKSHADWEEP DEVELOPMENT CORPORATION LTD.	16	0	4	0
LIBRA SHIP MANAGEMENT PVT LTD	1	0	2	0
LT SAPURA SHIPPING PRIVATE LIMITED	1	0	6	0
M J MARINE SERVICE PRIVATE LIMITED	4	0	12	0
M. PALLONJI LOGISTICS PVT LTD	2	1	25	0
M/S NEW ERA SHIPPING LTD	1	0	10	0
M/S SARAT CHATTERJEE CO.	1	0	4	0
M/S TCI SEWAYS	1	0	7	0
MAK LOGISTICS PVT LTD	5	0	4.2	0
MARINE INFRASTRUCTURE PVT LTD	1	0	3	0
MARINETECH SHIP MANAGERS AND SURVEYOR	1	0	3	0
MAT MARINE SERVICES PVT LIMITED, HYDERABAD	7	0	2.57	0
MJ MARINE AND OFFSHORE PVT LTD	2	0	12	0
MOL INDIA PRIVATE LIMITED	5	0	1.6	40
MSI SHIPPING SERVICES INDIA PVT LTD	5	0	7.2	0
NAUTILUS SHIPPING INDIA PVT LTD	3	3	26	0
NSS SHIPPING PRIVATE LIMITED	2	0	3	0
OCEAN SPARKLE LIMITED	43	0	3.79	9.30
ORION MARITIME PVT LIMITED	3	0	2.66	0
P SURYA RAO	1	0	3	0
PANBULK MARINE SERVICES PVT LTD	4	0	2.5	0
PENNA SHIPPING LTD	1	1	12	0
POLESTAR MARITIME LIMITED	9	0	4.22	0
PROACTIVE SHIPMANAGEMENT PVT LTD	8	1	8.62	0
PSR MARINE SERVICES	1	0	2	0
RAJ SHIPPING AGENCIES LIMITED	6	1	14.33	0
RELIANCE INDUSTRIES LIMITED	11	0	2.9	11.11

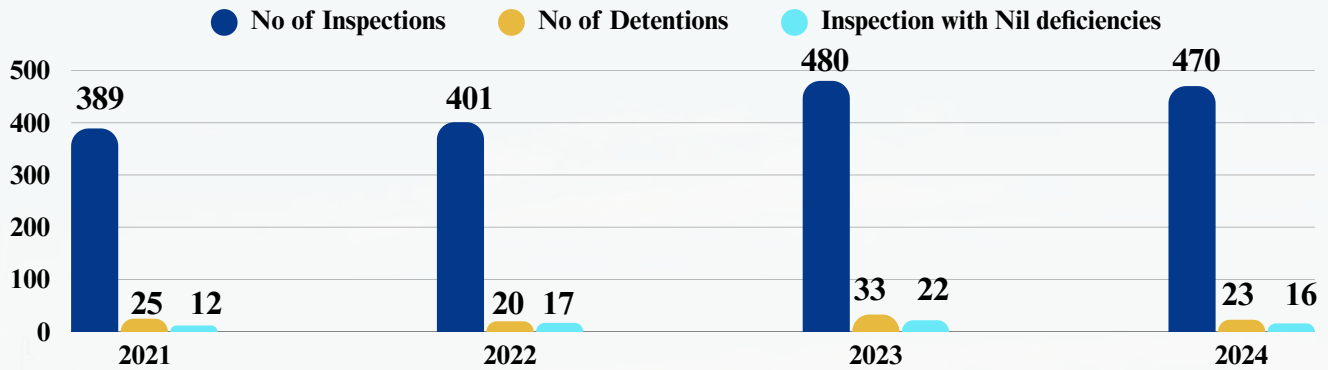
NAME OF COMPANY	Number of Inspections	Number of Detentions	Av. Deficiency Index	Nil-Deficiency Rate
RIPLEY OFFSHORE PVT LTD	1	0	6	0
S S OFFSHORE PVT LTD	1	0	7	0
S S TRADING & CO	1	0	6	0
SADHAV SHIPPING LIMITED	3	0	16.33	0
SAMSON MARITIME LIMITED	1	0	6	0
SAMUNDAR MANTHAN OFFSHORE INDIA PVT LTD	1	0	11	0
SAN MARINE	6	0	4.83	33.33
SANMAR SHIPPING LTD	12	0	2.91	41.66
SDS OFFSHORE PRIVATE LTD	1	1	16	0
SEA BREEZE SHIP MANAGEMENT PVT LTD	1	1	31	0
SEA PORT SHIPPING PVT LTD	1	0	3	0
SEAMEC LIMITED	4	0	6	0
SEAPORT SHIPPING PVT LTD	2	0	4	0
SEROS SHIPPING PRIVATE LIMITED	3	0	7.33	33.33
SEVEN ISLANDS SHIPPING LTD	26	0	6.73	11.53
SHANE MARINE SERVICES PVT LTD	1	0	13	0
SHEIK AHMED ALISHA AND SHEIK HASEENA BEGUM	1	0	7	0
SHIPPING CORPORATION OF INDIA LTD	63	2	6.65	7.93
SHIVANSH OFFSHORE AND MARINE SERVICES PVT LTD	2	1	12	0
SHREE GANESH MARITIME SERVICES	1	0	9	0
SHREE LAXMI ENTERPRISES	1	1	17	0
SHREEJI SHIPPING GLOBAL PVT LTD	3	0	7.66	0
SHREYAS SGIPPING	1	0	0	100
SILVER PORT SERVICES PVT LTD	1	0	14	0
SIMA MARINE INDIA PVT LTD	5	0	3.8	20
SINDHU MARINE, KAKINADA	1	0	1	0
SONAR MARINE CONSULTANT PVT LTD	1	0	4	0
SPARKLE PORT SERVICES LTD	2	0	7.5	0
SPARKLE TERMINAL AND TOWAGE SERVICES	1	0	4	0
SS OFFSHORE PRIVATE LIMITED	2	0	12.5	0
SSR MARINE SERVICES PVT LTD	6	0	5.5	0
SUKHNA MARINE SERVICES PVT LTD	6	0	7.1	0
SU-NAV SHIP MANAGEMENT PVT LTD	2	0	12.5	0
SUPER TUG OFFSHORE SERVICES PVT LTD	2	1	12	0
SUSHE MARINE SERVICES PVT LTD	4	0	6.5	0
SVS MARINE SERVICES PVT LTD	1	0	6	0

NAME OF COMPANY	Number of Inspections	Number of Detentions	Av. Deficiency Index	Nil-Deficiency Rate
SYNERGY OCEANIC SERVICES INDIA PVT LTD	9	0	4.33	0
T ERUDITE SHIP MANAGERS PVT LTD	2	0	4.5	0
TCI SEAWAYS	5	0	6.8	0
THANKUL ROY PRAKASH, VISAKHAPATNAM	1	0	4	0
THE INDIA CEMENTS LIMITED	2	0	2.5	50
TOLANI SHIPPING CO LTD	3	0	2.33	33.33
TRANSWORLD FLEET MANAGEMENT INDIA PVT LTD	10	0	6.2	0
TRITON MARITIME PVT LTD	3	0	8	0
UNION TERRITORY OF LAKSHADWEEP	1	0	4	0
UNIQUE STAR MARITIME PRIVATE LIMITED	1	0	21	0
UNITED OCEAN MARINE SYSTEM	2	0	2	0
VAMSEE SHIPPING CARRIER PVT LTD	1	0	7	0
VAN OORD INDIA PRIVATE LIMITED	2	0	4.5	0
VARUNI MARINE SERVICES PVT LTD	2	1	16.5	0
VEDANT SHIP MANAGEMENT INDIA PVT LTD	4	0	5.75	0
VISION MARITIME PVT LTD	1	0	3	0
VR MARITIME SERVICES PVT LTD	1	0	22	0
VRIDHI MARITIME PRIVATE LIMITED	2	0	11	0
YAR SHIPPING	1	0	9	0
YASH DEVELOPERS	1	0	10	0
<b>TOTAL</b>	<b>637</b>	<b>25</b>	<b>6.58</b>	<b>8.16</b>

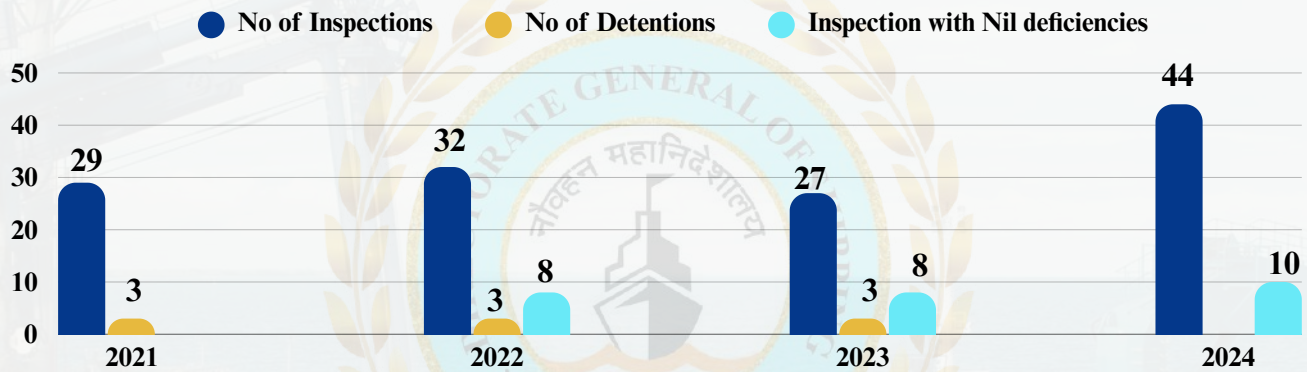


## Trend Analysis of Performance Parameters: Inspections

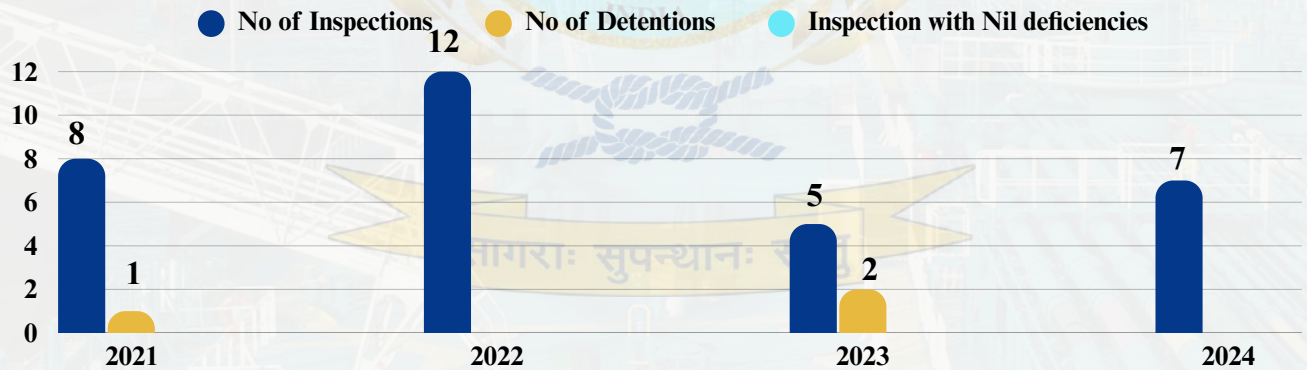
### Trends - Performance Parameters: IRS (Figure 14A)



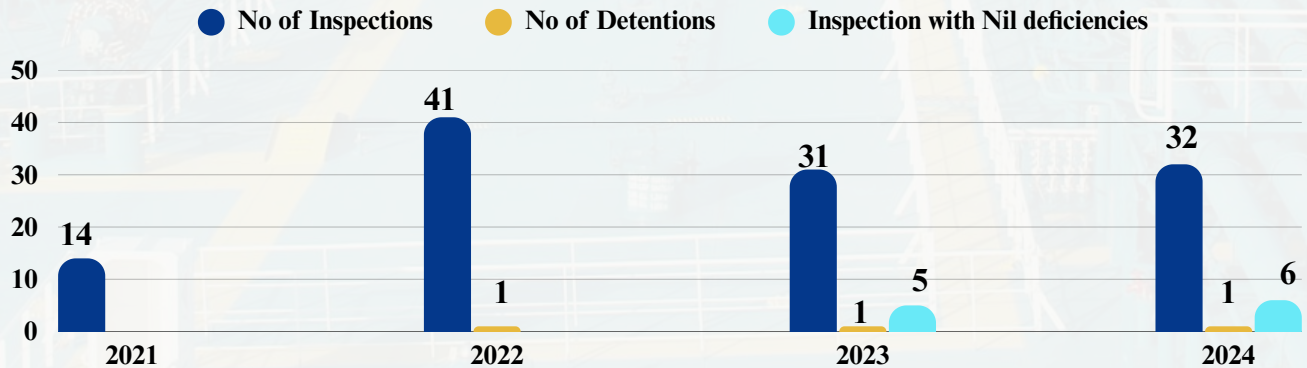
### Trends - Performance Parameters: ABS (Figure 14B)



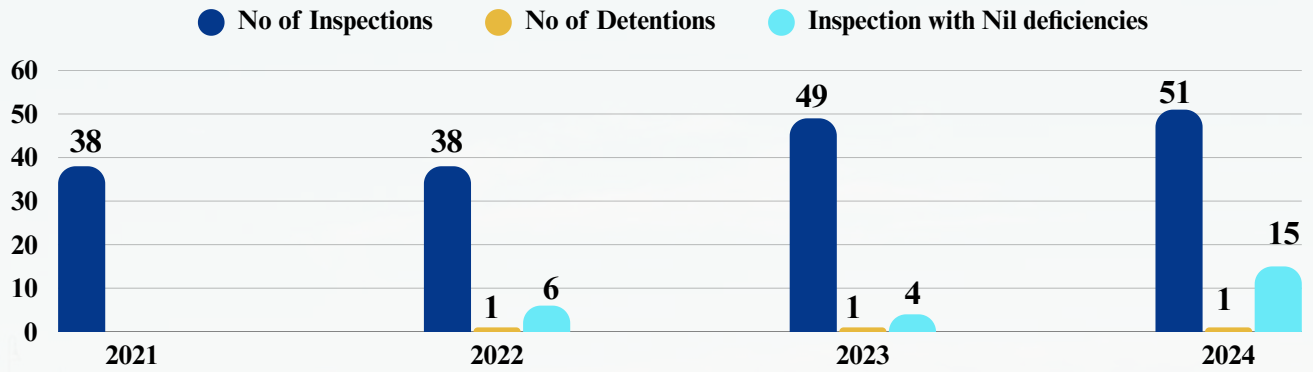
### Trends - Performance Parameters: BV (Figure 14C)



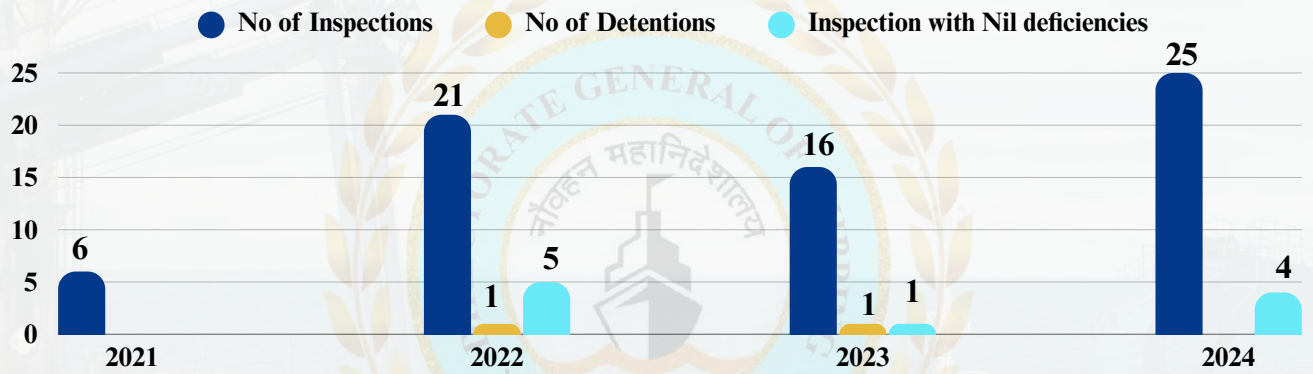
### Trends - Performance Parameters: DNV (Figure 14D)



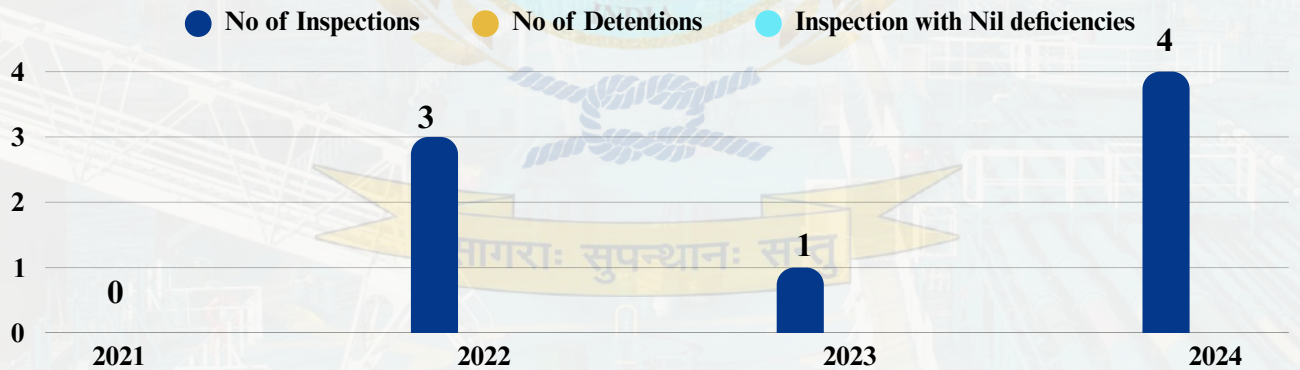
### Trends - Performance Parameters: LR (Figure 14E)



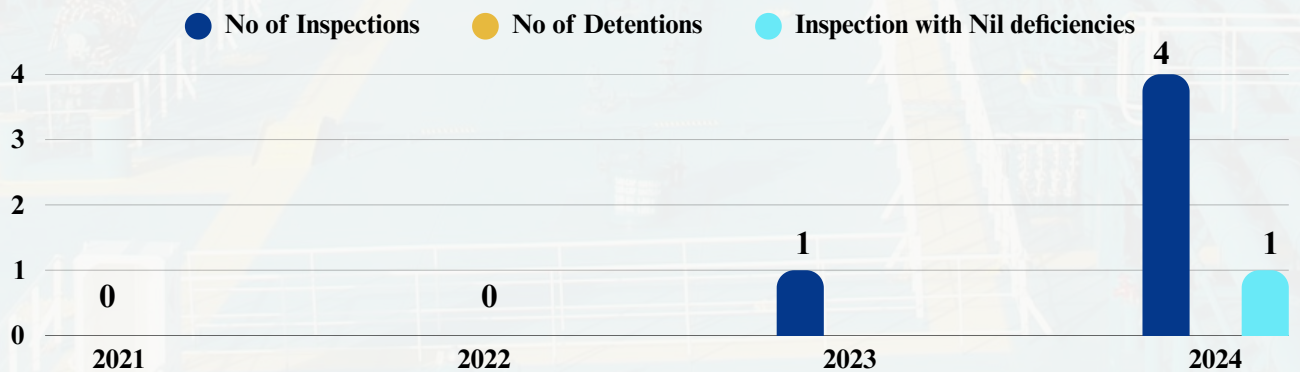
### Trends - Performance Parameters: NK (Figure 14F)



### Trends - Performance Parameters: KRS (Figure 14G)



### Trends - Performance Parameters: RINA (Figure 14H)



## Trends Analysis of Flag State Inspection Statistics

**Table 10: Distribution of Deficiencies across Deficiency Codes (FSI & GI)**

Nature of Deficiencies	No. of Deficiencies	Percentage
01101 : Cargo Ship Safety Equipment (including exemption)	20	0.48543689
01102 : Cargo Ship Safety Construction (including exempt.)	3	0.07281553
01104 : Cargo Ship Safety Radio (including exemption)	7	0.16990291
01105 : Cargo Ship Safety (including exemption)	1	0.02427184
01108 : Load Lines (including Exemption)	5	0.12135922
01113 : Minimum Safe Manning Document	4	0.09708738
01117 : International Oil Pollution Prevention (IOPP)	5	0.12135922
01122 : International ship security certificate	4	0.09708738
01123 : Continuous synopsis record	16	0.38834951
01124 : International Air Pollution Cert.	3	0.07281553
01125 : Engine International Air Pollution Prev. Cert.	2	0.04854369
01126 : Document of Compliance Dangerous Goods	1	0.02427184
01127 : Special Purpose Ship Safety	5	0.12135922
01132 : Tonnage certificate	2	0.04854369
01134 : Other (certificates)	96	2.33009708
01201 : Certificates for master and officers	8	0.19417475
01202 : Certificate for rating for watchkeeping	1	0.02427184
01203 : Certificates for radio personnel	1	0.02427184
01205 : Certificate for personnel on fast rescue boats	5	0.12135922
01209 : Manning specified by the minimum safe manning doc	1	0.02427184
01210 : Certificate for medical first aid	1	0.02427184
01213 : Evidence of Basic Training	1	0.02427184
01216 : Other (STCW)	15	0.36407766
01301 : Cargo Gear Record Book	2	0.04854369
01302 : SAR Co-operation plan for pass.ships trade on fixed route	2	0.04854369
01304 : Declaration of AFS compliance	2	0.04854369
01305 : Log-books/compulsory entries	65	1.57766991
01306 : Schedules for watchkeeping personnel	1	0.02427184
01307 : Tables of working hours	1	0.02427184
01308 : Records of rest	25	0.60679611
01309 : Fire control plan - all	16	0.38834951
01310 : Signs, indications	10	0.24271844

Nature of Deficiencies	No. of Deficiencies	Percentage
01311 : Survey report file	19	0.46116504
01312 : Thickness measurement report	3	0.07281553
01313 : Booklet for bulk cargo loading/unloading/stowage	3	0.07281553
01314 : SOPEP	11	0.26699029
01315 : Oil record book	26	0.63106796
01318 : P&A manual	1	0.02427184
01319 : Shipboard mar.poll.emergency plan for NLS	1	0.02427184
01320 : Garbage record book	12	0.29126213
01321 : Endorsement of cargo booklet	1	0.02427184
01322 : Conformance Test Report	2	0.04854369
01323 : Fire safety operational booklet	12	0.29126213
01326 : Seafarer Employment Agreement (SEA)	68	1.65048543
02101 : Closing devices/watertight doors	15	0.36407766
02103 : Stability/strength/loading information and instruments	5	0.12135922
02105 : Steering gear	3	0.07281553
02106 : Hull damage impairing seaworthiness	3	0.07281553
02107 : Ballast, fuel and other tanks	5	0.12135922
02108 : Electrical installations in general	2	0.04854369
02109 : Permanent means of access	1	0.02427184
02110 : Beams, frames, floors-op.damage	1	0.02427184
02111 : Beams, frames, floors-corrosion	8	0.19417475
02112 : Hull - corrosion	12	0.29126213
02116 : Bulkheads - cracking	1	0.02427184
02117 : Decks - corrosion	18	0.43689321
02122 : Openings to cargo area, doors, scuttles	1	0.02427184
02125 : Spaces in cargo areas	2	0.04854369
02126 : Cargo tank vent system	1	0.02427184
02127 : Safe access to tanker bows	1	0.02427184
02131 : Other (Bulk carriers)	4	0.09708738
03102 : Freeboard marks	16	0.38834951
03103 : Railing, gangway, walkway and means for safe passage	6	0.14563106
03104 : Cargo & other hatchways	9	0.21844661
03105 : Covers (hatchway-, portable-, tarpaulins, etc.)	18	0.43689321
03106 : Windows, sidescuttles and deadlights	5	0.12135922
03107 : Doors	35	0.84951456
03108 : Ventilators, air pipes, casings	40	0.97087378
03109 : Machinery space openings	16	0.38834951
03110 : Manholes/flush scuttles	5	0.12135922

Nature of Deficiencies	No. of Deficiencies	Percentage
03111 : Cargo ports and other similar openings	2	0.04854369
03112 : Scuppers, inlets and discharges	1	0.02427184
03113 : Bulwarks and freeing ports	2	0.04854369
03115 : Other (load lines)	15	0.36407766
04101 : Public address system	19	0.46116504
04102 : Emergency fire pump and its pipes	34	0.82524271
04103 : Emergency, lighting, batteries and switches	46	1.11650485
04105 : Location of emergency installations	1	0.02427184
04106 : Emergency steering position com./ compass reading	5	0.12135922
04107 : Emergency towing arrangements and procedures	9	0.21844661
04108 : Muster list	4	0.09708738
04109 : Fire drills	12	0.29126213
04110 : Abandon ship drills	8	0.19417475
04113 : Water level indicator	1	0.02427184
04114 : Emergency source of power - Emergency generator	25	0.60679611
05102 : Functional requirements	11	0.26699029
05103 : Main installation	5	0.12135922
05104 : MF Radio installation	1	0.02427184
05105 : MF/HF Radio installation	6	0.14563106
05106 : INMARSAT ship earth station	15	0.36407766
05107 : Maintenance/duplication of equipment	7	0.16990291
05109 : VHF radio installation	12	0.29126213
05110 : Facilities for reception of marine safety inform.	4	0.09708738
05111 : Satellite EPIRB 406MHz/1.6GHz	8	0.19417475
05112 : VHF EPIRB	1	0.02427184
05113 : SART/AIS-SART	20	0.48543689
05114 : Reserve source of energy	8	0.19417475
05115 : Radio log (diary)	10	0.24271844
05116 : Operation/maintenance	14	0.33980582
05117 : Other (radiocommunication)	30	0.72815533
05118 : Operation of GMDSS equipment	13	0.31553398
06101 : Cargo Securing Manual	3	0.07281553
06103 : Other cargo/timber/deck/construction	1	0.02427184
06104 : Lashing material	1	0.02427184
06105 : Other (cargo)	12	0.29126213
06106 : Cargo transfer - Tankers	2	0.04854369
06107 : Cargo operation	8	0.19417475
06109 : Loading instrument	2	0.04854369

Nature of Deficiencies	No. of Deficiencies	Percentage
07101 : Fire prevention structural integrity	1	0.02427184
07102 : Inert gas system	2	0.04854369
07103 : Division - decks,bulkheads and penetrations	1	0.02427184
07105 : Fire doors/openings in fire-resisting divisions	30	0.72815533
07106 : Fire detection and alarm system	41	0.99514563
07107 : Fire patrol	1	0.02427184
07108 : Ready availability of fire fighting equipment	33	0.80097087
07109 : Fixed fire extinguishing installation	37	0.89805825
07110 : Fire fighting equipment and appliances	102	2.47572815
07111 : Personal equipment for fire safety	30	0.72815533
07112 : Emergency Escape Breathing Device and disposition	12	0.29126213
07113 : Fire pumps and its pipes	50	1.21359223
07114 : Remote Means of control (opening,pumps,ventilation,etc.) Machinery spaces	21	0.50970873
07115 : Fire-dampers	23	0.55825242
07116 : Ventilation	21	0.50970873
07118 : International shore-connection	6	0.14563106
07119 : Other (fire safety)	46	1.11650485
07120 : Means of escape	6	0.14563106
07121 : Crew alarm	2	0.04854369
07122 : Fire control plan	6	0.14563106
07123 : Operation of Fire protection systems	5	0.12135922
07124 : Maintenance of Fire protection systems	45	1.09223301
07125 : Evaluation of crew performance (fire drills)	4	0.09708738
08101 : General alarm	7	0.16990291
08102 : Emergency signal	1	0.02427184
08103 : Fire alarm	7	0.16990291
08104 : Steering gear alarm	2	0.04854369
08105 : Engineers alarm	1	0.02427184
08106 : Inert gas alarm	2	0.04854369
08107 : Machinery controls alarm	27	0.65533981
08109 : Boiler alarm	2	0.04854369
08110 : Closing water-tight doors alarm	1	0.02427184
08111 : Other (alarms)	26	0.63106796
09102 : Dirty, parasites	20	0.48543689

Nature of Deficiencies	No. of Deficiencies	Percentage
09103 : Ventilation (Accommodation)	12	0.29126213
09104 : Heating	3	0.07281553
09106 : Sanitary Facilities	22	0.53398058
09107 : Drainage	1	0.02427184
09108 : Lighting (Accommodation)	3	0.07281553
09111 : Sickbay	9	0.218446601
09112 : Medical Equipment	28	0.67961165
09113 : Access/structure	4	0.09708738
09114 : Sleeping room	7	0.16990291
09116 : Furnishings	1	0.02427184
09119 : Messroom (location)	3	0.07281553
09121 : Laundry	7	0.16990291
09122 : Record of inspection (Accommodation)	1	0.02427184
09123 : Other (crew and accommodation)	41	0.99514563
09124 : Galley, handlingroom (maintenance)	22	0.53398058
09125 : Ventilation	4	0.09708738
09127 : Cleanliness	20	0.48543689
09128 : Provisions quantity	2	0.04854369
09129 : Provisions quality	2	0.04854369
09130 : Water, pipes, tanks	2	0.04854369
09131 : Cold room	12	0.29126213
09134 : Food personal hygiene	2	0.04854369
09136 : Food segregation	1	0.02427184
09137 : Record of inspection	1	0.02427184
09138 : Other (food)	5	0.12135922
09201 : Ventilation (Working spaces)	31	0.75242718
09202 : Heating	1	0.02427184
09203 : Lighting (Working spaces)	38	0.92233009
09204 : Safe means of access	43	1.0436893
09205 : Safe means of access Shore - Ship	16	0.38834951
09206 : Safe means of access Deck - hold/tank, etc.	11	0.26699029
09207 : Obstruction/slipping, etc.	38	0.92233009
09208 : Protection machinery	19	0.46116504
09209 : Electrical	117	2.83980582
09210 : Machinery	35	0.84951456
09211 : Steam pipes and pressure pipes	20	0.48543689
09212 : Danger areas	3	0.07281553
09213 : Gas instruments	9	0.218446601

Nature of Deficiencies	No. of Deficiencies	Percentage
09215 : Other (working space ILO)	18	0.43689321
09216 : Personal equipment	25	0.60679611
09217 : Warning notices	15	0.36407766
09218 : Protection machines/parts	8	0.19417475
09219 : Pipes, wires (insulation)	39	0.94660194
09220 : Structural features (ship)	2	0.04854369
09221 : Entry dangerous spaces	3	0.07281553
09222 : Other (accident prevention)	84	2.03883495
09223 : Gangway, accommodation-ladder	9	0.218446601
09225 : Loading and unloading equipment	3	0.07281553
09226 : Holds and tanks safety	2	0.04854369
09227 : Ropes and wires	14	0.33980582
09228 : Anchoring devices	15	0.36407766
09229 : Winches & capstans	13	0.31553398
09231 : Other (mooring)	35	0.84951456
09232 : Cleanliness of engine room	47	1.14077669
09233 : Guards - fencing around dangerous machinery parts	7	0.16990291
10101 : Pilot ladders and hoist/pilot transfer arrangements	9	0.218446601
10103 : Radar	25	0.60679611
10104 : Gyro compass	18	0.43689321
10105 : Magnetic compass	78	1.89320388
10106 : Compass correction log	2	0.04854369
10108 : Direction finder	3	0.07281553
10109 : Lights, shapes, sound-signals	62	1.50485436
10110 : Signalling lamp	34	0.82524271
10111 : Charts	34	0.82524271
10112 : Electronic charts (ECDIS)	2	0.04854369
10113 : Automatic Identification System (AIS)	16	0.38834951
10114 : Voyage data recorder (VDR)/Simplified Voyage data recorder(S-VDR)	12	0.29126213
10116 : Nautical publications	23	0.55825242
10117 : Echo sounder	17	0.41262135
10118 : Speed and distance indicator	6	0.14563106
10119 : Rudder angle indicator	5	0.12135922
10123 : International code of signals-SOLAS	1	0.02427184
10124 : Life-saving signals	1	0.02427184
10126 : Record of drills and test steering gear	1	0.02427184
10127 : Voyage or passage plan	4	0.09708738
10128 : Navigation bridge visibility	6	0.14563106

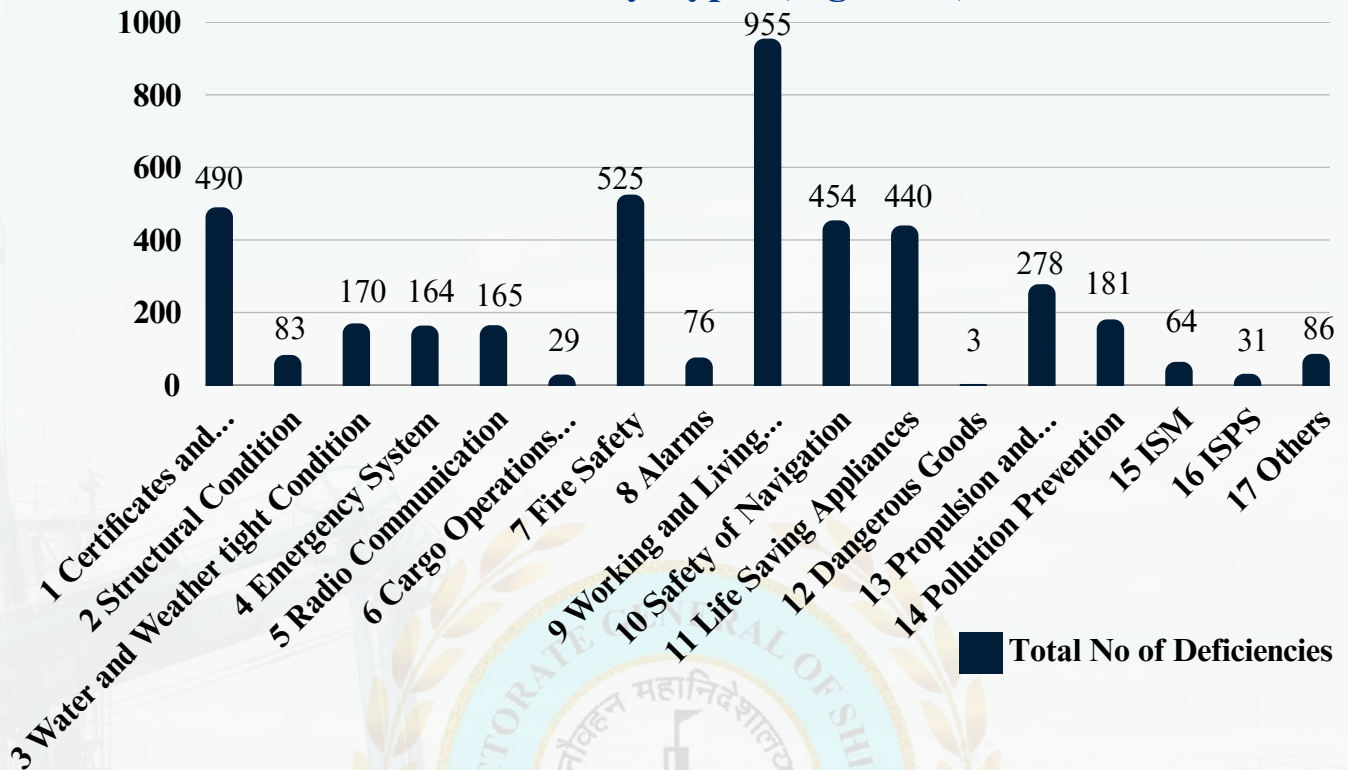
Nature of Deficiencies	No. of Deficiencies	Percentage
10130 : Other (navigation)	76	1.84466019
10132 : Communication-SOLAS chap. 5	2	0.04854369
10133 : Bridge operation	14	0.33980582
10135 : Monitoring of voyage or passage plan	1	0.02427184
10137 : Long-range identification and tracking system (LRIT)	2	0.04854369
11101 : Lifeboats	39	0.94660194
11102 : Lifeboat inventory	3	0.07281553
11103 : Stowage and provision of Lifeboats	5	0.12135922
11104 : Rescue boats	62	1.50485436
11105 : Rescue boat inventory	11	0.26699029
11106 : Fast Rescue Boats	12	0.29126213
11107 : Stowage of rescue boats	3	0.07281553
11108 : Inflatable liferafts	46	1.11650485
11109 : Rigid liferafts	2	0.04854369
11110 : Stowage and provision of liferafts	4	0.09708738
11112 : Launching arrangements for survival craft	12	0.29126213
11113 : Launching arrangements for rescue boats	27	0.65533981
11115 : Means of rescue	3	0.07281553
11116 : Distress flares	1	0.02427184
11117 : Lifebuoys incl. provision and disposition	69	1.67475728
11118 : Lifejackets incl.provision and disposition	25	0.60679611
11119 : Immersion suits	3	0.07281553
11123 : Emergency equipment for 2-way comm.	1	0.02427184
11124 : Embarkation arrangement survival craft	7	0.16990291
11125 : Embarkation arrangements rescue boats	3	0.07281553
11128 : Line-throwing appliance	1	0.02427184
11129 : Operational readiness of lifesaving appliances	6	0.14563106
11131 : On board training and instructions	25	0.60679611
11132 : Maintenance and inspections	12	0.29126213
11133 : Other (life saving)	39	0.94660194
11134 : Operation of Life Saving Appliances	5	0.12135922
11135 : Maintenance of Life Saving Appliances	14	0.33980582
12104 : Dangerous Goods Code	1	0.02427184
12107 : Fire protection cargo deck area	1	0.02427184
12109 : Special requirement	1	0.02427184
13101 : Propulsion main engine	53	1.28640776
13102 : Auxiliary engine	73	1.7718446
13103 : Gauges,thermometers, etc	56	1.35922331

Nature of Deficiencies	No. of Deficiencies	Percentage
13104 : Bilge pumping arrangements	2	0.04854369
13107 : Other (machinery)	60	1.4563106
13108 : Operation of machinery	35	0.84951456
14101 : Control of discharge	3	0.07281553
14102 : Retention of oil on board	2	0.04854369
14104 : Oil filtering equipment	8	0.19417475
14105 : Pumping, piping and discharge arrangements	7	0.16990291
14107 : Oil disch. Monitoring and control system	3	0.07281553
14108 : 15 PPM Alarm arrangmts.	8	0.19417475
14110 : Standard disch. conn.	2	0.04854369
14116 : Pollution report-MARPOL Annex I	1	0.02427184
14118 : Other (MARPOL Annex I)	16	0.38834951
14119 : Oil and oily mixtures from machinery spaces	18	0.43689321
14122 : Oil fuel tank protection	2	0.04854369
14123 : Accidental oil outflow performance	2	0.04854369
14209 : Other MARPOL Annex II	1	0.02427184
14402 : Sewage treatment plant	30	0.72815533
14403 : Sewage comminuting and disinfecting system	1	0.02427184
14405 : Other (MARPOL Annex IV)	11	0.26699029
14501 : Garbage	34	0.82524271
14502 : Placards	13	0.31553398
14503 : Garbage management plan	4	0.09708738
14504 : Other MARPOL Annex V	2	0.04854369
14601 : Technical files and if applicable, monitoring manual	4	0.09708738
14602 : Record book of engine parameters	1	0.02427184
14608 : Incinerator incl.operations and operating manual	4	0.09708738
14611 : Ozone-depleting substances	2	0.04854369
14612 : Other MARPOL Annex VI	2	0.04854369
15102 : Company responsibility and authority	4	0.09708738
15103 : Designated person(s)	1	0.02427184
15104 : Masters responsibility and authority	2	0.04854369
15105 : Resources and personnel	7	0.16990291
15106 : Shipboard operations	19	0.46116504
15107 : Emergency preparedness	11	0.26699029
15109 : Maintenance of the ship and equipment	6	0.14563106
15110 : Documentation-ISM	6	0.14563106
15111 : Company verification, review and evaluation	1	0.02427184
15112 : Certification, verification and control	1	0.02427184

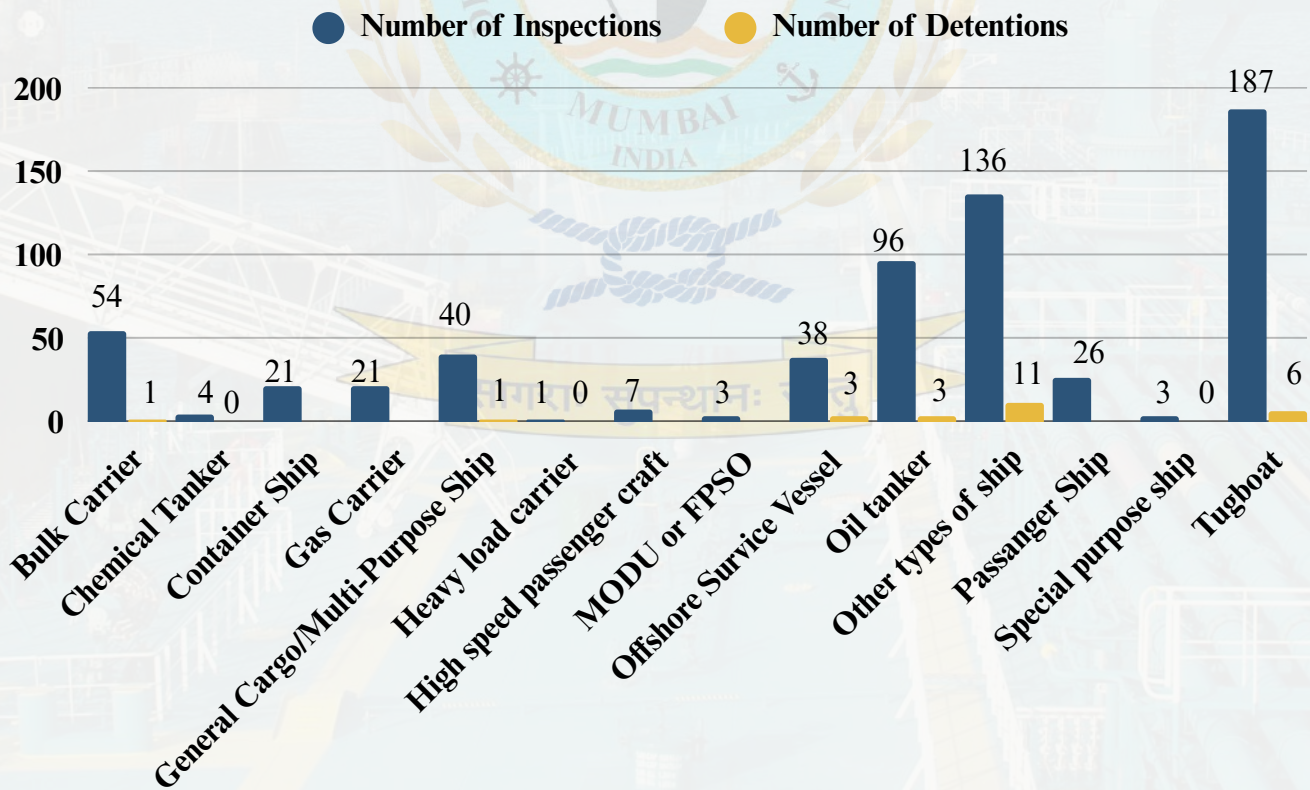
Nature of Deficiencies	No. of Deficiencies	Percentage
15113 : Other (ISM)	6	0.14563106
16101 : Security related defects	3	0.07281553
16102 : Ship security alert system	1	0.02427184
16103 : Ship security plan	4	0.09708738
16104 : Ship security officer	1	0.02427184
16105 : Access control to ship	4	0.09708738
16106 : Security drills	1	0.02427184
16107 : Other (maritime security)	17	0.41262135
17101 : Other safety in general	54	1.31067961
17102 : Other (SOLAS operational)	26	0.63106796
17103 : Other (MARPOL operational)	6	0.14563106



### Deficiencies by Types (Figure 15)



### Flag State Inspection Performance based on Ship Type (Figure 15A)



**Table 11: List of Ships detained under FSI for 2024**

Sr. No.	IMO Number	Gross Tonnage	Particulars of Company	Ship Name	Year Built	Ship Type	Classification Society	Date of Inspection
1	9310599	17688	Penna Shipping Limited	PENNA SURAKSHA	2007	other types of ship	Indian Register Of Shipping (IRS)	06.03.2024
2	9797319	5265	Nautilus Shipping India Private Limited	JSW RAIGAD	2017	other types of ship	Indian Register Of Shipping (IRS)	13.03.2024
3	9576349	1831	HOGAR OFFSHORE & MARINE PVT LIMITED	K. D. MALAVIYA	2012	offshore service vessel	Indian Register Of Shipping (IRS)	03.04.2024
4	9647825	1923	M. Pallonji Logistics Pvt. Ltd.	MPB-8	2012	general cargo/ multi-purpose ship	Indian Register Of Shipping (IRS)	05.04.2024
5	9164055	152	Dolphin Offshore Shipping Limited	MARINA MERCURY	1997	tugboat	Indian Register Of Shipping (IRS)	26.04.2024
6	9421403	29993	The Shipping Corporation of India	SWARNA MALA	2010	oil tanker	Det Norske Veritas (DNV)	29.04.2024
7	0	94	SDS OFFSHORE PRIVATE LTD.	AQUATOR 2	2016	other types of ship	Indian Register Of Shipping (IRS)	30.04.2024
8	9256925	27829	Sea Breeze Ship Management Pvt Ltd	COURAGE	2001	oil tanker	Indian Register Of Shipping (IRS)	22.05.2024
9	9274850	2140	SHIVANSH OFFSHORE AND MARINE SERVIVES PVT LTD	SHIVANSH PRIYA	2005	other types of ship	Lloyd s Register (LR)	03.06.2024
10	9249427	2137	Gaur Hari Marine Services Private Limited	MALAVIYA EIGHTEEN	2002	other types of ship	Indian Register Of Shipping (IRS)	05.06.2024
11	9437634	5222	Equiptrans Logistics Pvt Ltd	ADINATH	2007	bulk carrier	Indian Register Of Shipping (IRS)	20.06.2024
12	9437426	1215	Adsun Offshore diving contractors pvt ltd	REL DARSHAN	2009	other types of ship	Indian Register Of Shipping (IRS)	03.07.2024

**Table 11: List of Ships detained under FSI for 2024**

13	0	72	Pro Active Ship Management Private Limited	OCEAM CREWZER II	2015	other types of ship	Indian Register Of Shipping (IRS)	03.07.2024
14	9226217	214	Bhoir Dredging Company Private Limited	SHIVALI	2001	tugboat	Indian Register Of Shipping (IRS)	16.07.2024
15	9106833	118	ARLO SHIPPING LLP	PIONEER STAR	1994	tugboat	Indian Register Of Shipping (IRS)	16.07.2024
16	9797321	5265	Nautilus Shipping India Private Limited	JSW PRATAPGAD	2017	other types of ship	Indian Register Of Shipping (IRS)	01.08.2024
17	9432672	29845	SHIPPING CORPORATION OF INDIA LTD	SWARNA PUSHPA	2010	oil tanker	Indian Register Of Shipping (IRS)	19.08.2024
18	9289336	356	SUPER TUG OFFSHORE SERVICES PVT LTD	MERMAID-3	2003	tugboat	Indian Register Of Shipping (IRS)	31.08.2024
19	9146481	290	Shree Laxmi Enterprises	ANASUYA	1997	tugboat	Indian Register Of Shipping (IRS)	03.09.2024
20	8822997	163	Varuni Marine Services Private Limited	MAHI	1982	other types of ship	Indian Register Of Shipping (IRS)	13.09.2024
21	9797345	5264	Nautilus Shipping India Private Limited	JSW SINHGAD	2020	other types of ship	Indian Register Of Shipping (IRS)	22.09.2024
22	9116242	5973	ASMI SHIPS PRIVATE LIMITED	ARK PRESTIGE	1996	other types of ship	Indian Register Of Shipping (IRS)	25.10.2024
23	9359820	1810	ADSUN OFFSHORE DIVING CONTRACTORS PVT LIMITED	TAURUS 24	2007	offshore service vessel	Indian Register Of Shipping (IRS)	28.10.2024
24	9253557	1250	Raj Shipping Agencies Ltd	OFFSHORE SUPPORTER	2003	offshore service vessel	Indian Register Of Shipping (IRS)	05.11.2024
25	9799238	567	KNK SHIP MANAGEMENT	KNK JYOTI	2017	tugboat	Indian Register Of Shipping (IRS)	10.12.2024

# MISCELLANEOUS DEFICIENCY PHOTOS



Starboard embarkation ladder, that had parted during lowering, being retrieved



Damaged air vent



Defective Rudder angle indicator



Paint room water sprinkler closed with tape.



Damaged engine room door



Damaged booby Hatch packing



Leaking Fuel Oil from AE



Oil soaked lagging



Embarkation light not working and damaged



Oil in E/R bilges



Ineffective foam monitor



Exhaust leakage from A/E



# PORT STATE CONTROL (PSC) Of Indian Flag Ships in Foreign Ports



## Prominent MoUs on Port State Control



1. Paris MoU
2. Tokyo MoU
3. Indian Ocean MoU
4. Mediterranean MoU
5. Acuerdo de Vina del Mar (Latin American MoU)
6. Caribbean MoU
7. Abuja MoU
8. Black Sea MoU
9. Riyadh MoU
10. United States Coast Guard (USCG)
11. Australian Maritime Safety Authority (AMSA)

Port State Control (PSC) is the inspection of foreign ships in national ports to verify that the condition of the ship and its equipment comply with the requirements of international regulations and that the ship is manned and operated in compliance with these rules.

PSC inspections are intended to be a backup to flag State implementation against substandard shipping, and experience has shown that they can be extremely effective. Many IMO conventions contain provisions for Governments to inspect foreign ships that visit their ports to ensure that they meet IMO standards contained in instruments to which the port State is a Party, taking into account the concept of no-more favorable treatment.

Article 218 (1) - Enforcement by port States and Article 219 - Measures relating to seaworthiness of vessels to avoid pollution of the United Nations Convention of the Law of the Sea (UNCLOS) allows the Port State to take administrative measures against vessels which are in violation of applicable international rules and standards relating to seaworthiness of vessels and thereby threatens damage to the marine environment.

Indian Flag vessels regularly trade in the regional MOU's on port State control i.e.. Paris MoU; Tokyo MoU; Acuerdo de Viña del Mar; Caribbean MoU; Abuja MoU; Black Sea MoU; Mediterranean MoU; Indian Ocean MoU; Riyadh MoU and the PSC Regime of The United States Coast Guard. All Indian vessels which undergo PSC inspections at Foreign Ports have to mandatorily upload the inspection reports on the [fsidgs.dgshipping.gov.in](https://fsidgs.dgshipping.gov.in) website. In case of detention the PSC Cell of the DGS has to be informed by the company and Recognised organization of the vessel immediately.

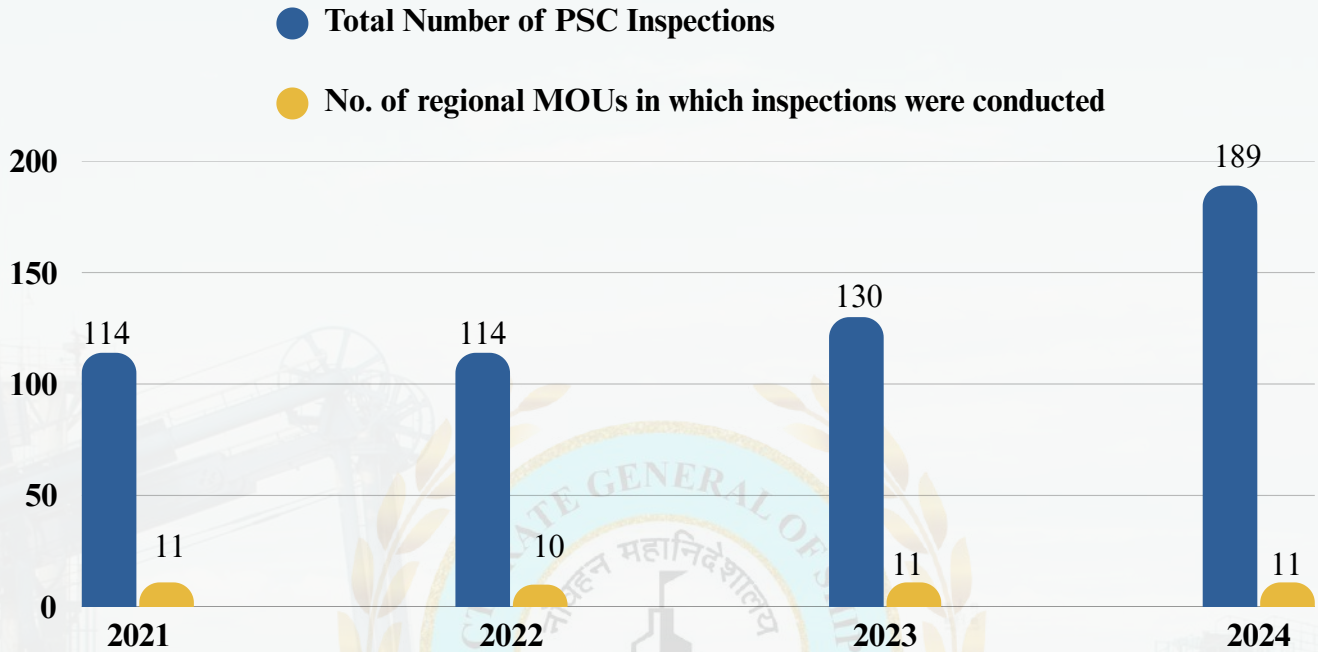
The Merchant Shipping Notice 4 of 2017 dated 18.05.2017 issued by the Directorate General of Shipping rewards quality Indian vessels which have satisfactorily undergone all PSC inspection (since last general examination or Flag State Inspection) under Paris MOU, USCG or in countries such as Australia, China, Hong Kong, Japan, Singapore, Republic of Korea, New Zealand and Canada (under Tokyo MOU), without any detainable deficiency and total number of deficiencies not exceeding five (5) exemption from next FSI/General Examination.

The year 2024 has seen a significant increase in PSC inspections worldwide post the slump in inspections due to the Covid pandemic in the previous three years. There was a total of 189 inspections in 11 PSC regimes worldwide with inspections becoming more stringent as access to vessels became easier.

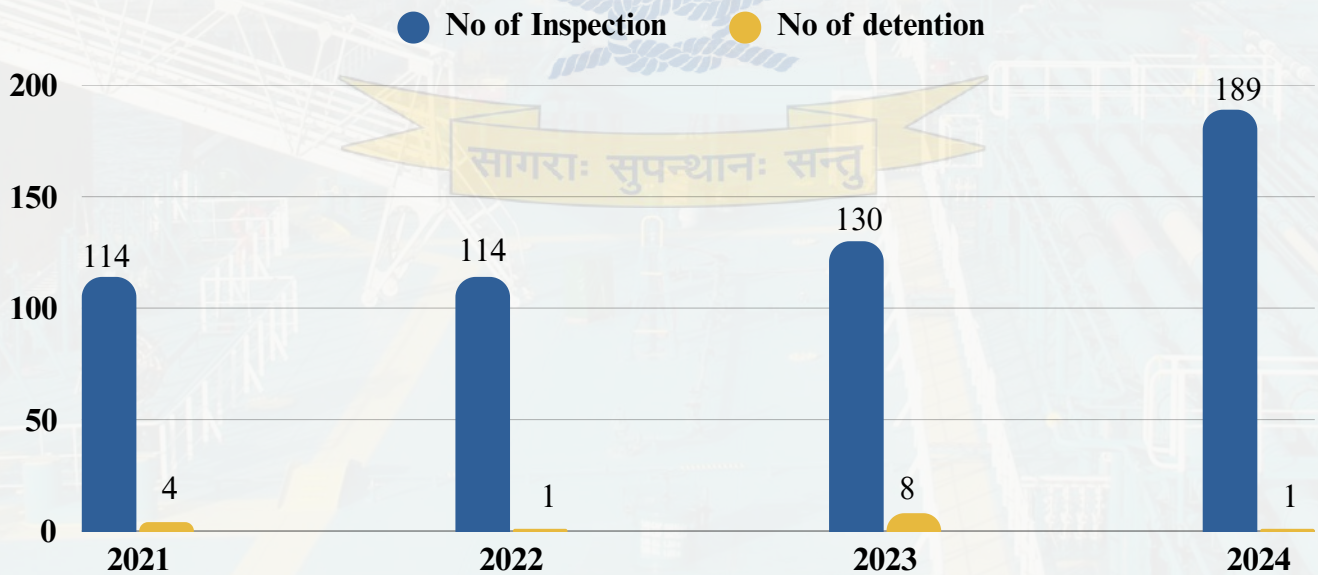
Compared to 8 detentions in 2023, there was 1 detention in 2024 and in terms of detention rate, it constituted 0.52% detention rate compared to 6.15% in 2023. The 189 inspections resulted in about 407 deficiencies that is about 2.15 deficiencies per vessel. Ninety-Nine vessels had NIL deficiencies i.e. 52.38% of all inspected vessels resulted in NIL deficiencies.

## Detention and Detention Trends of Indian Ships

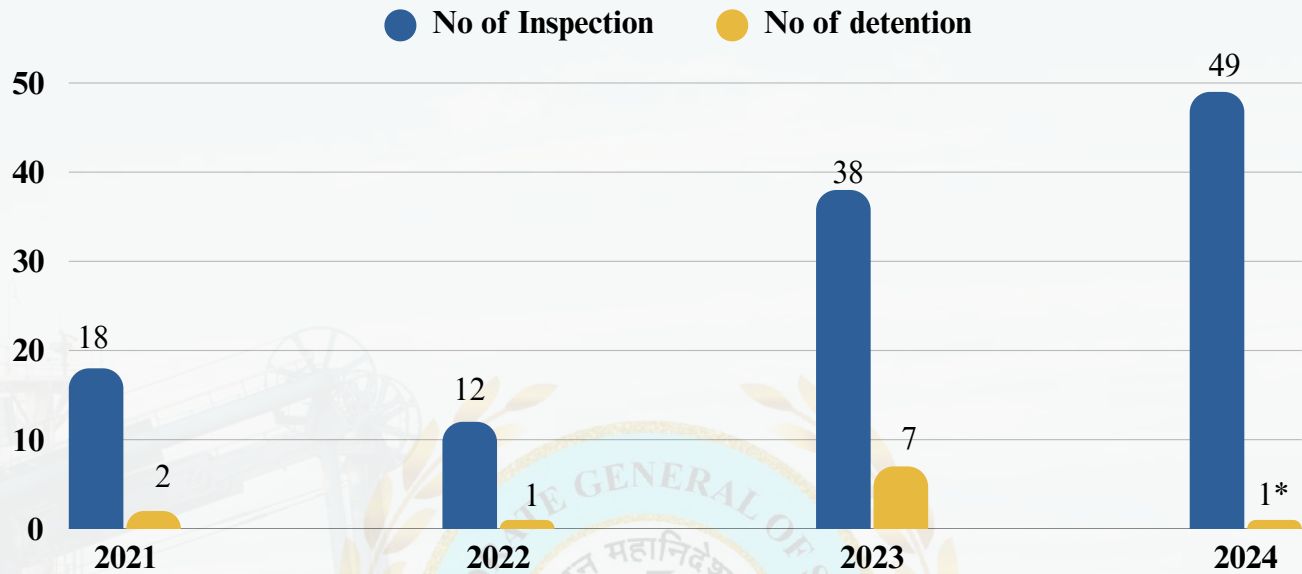
### Distribution of inspections of Indian Vessels under PSC (Figure 16)



### Trends - Detention of Indian Ships under PSC (Figure 17A)

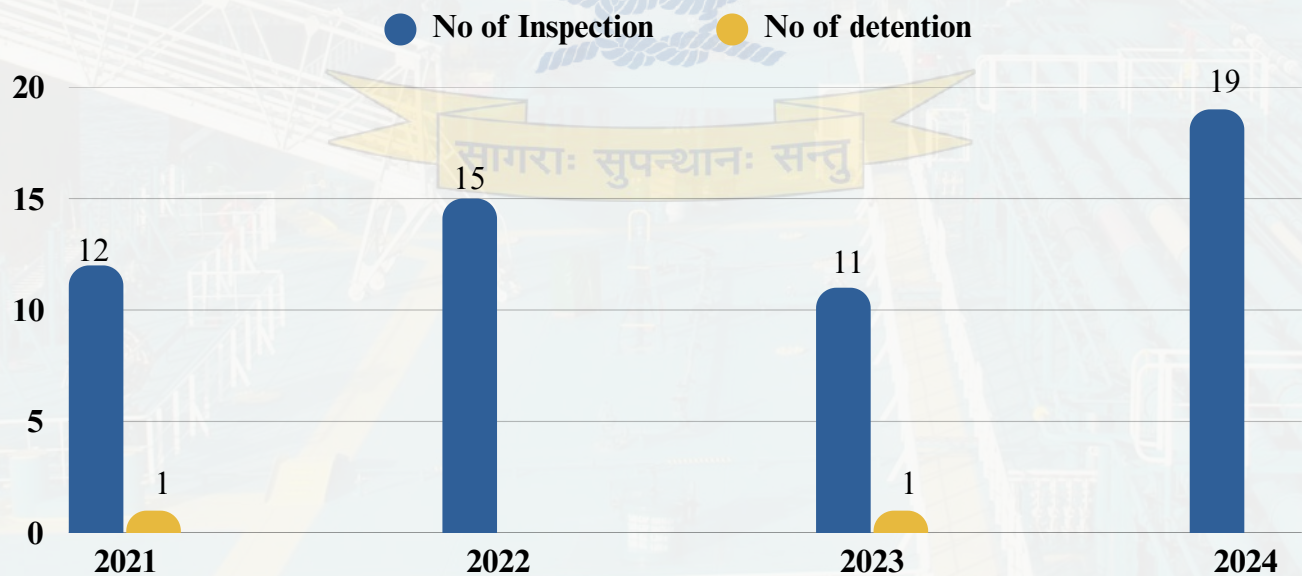


## Trends - Detention of Indian Flag Ships inspected in Tokyo MoU (Figure 17B)

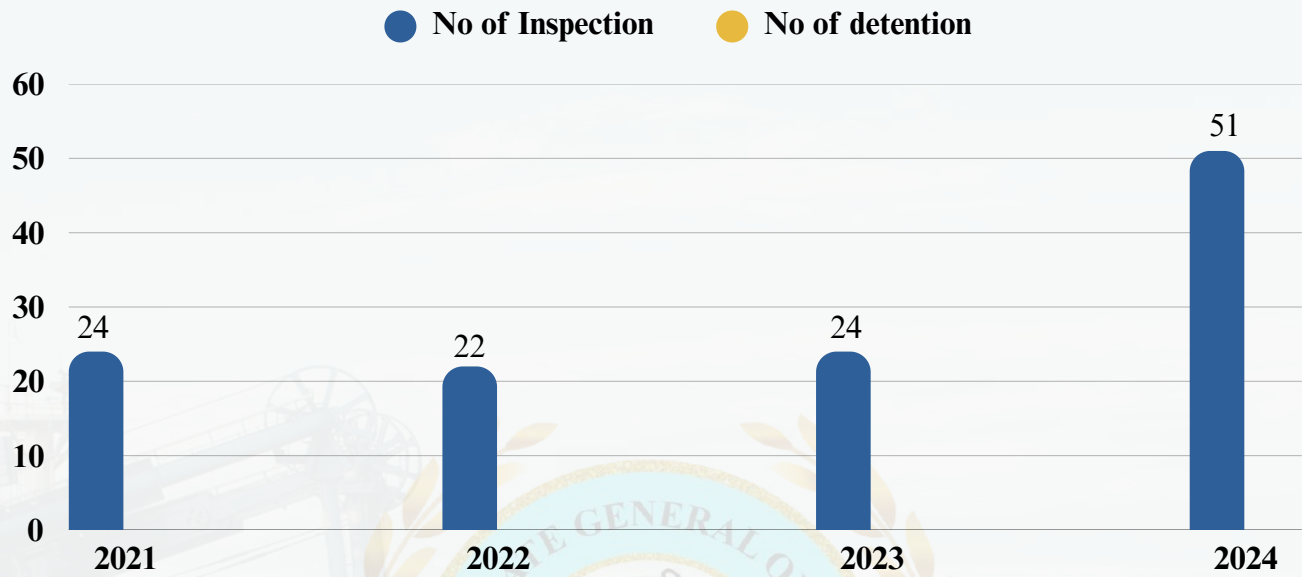


\*Detention under AMSA reflected in both Tokyo MOU & Indian Ocean MOU

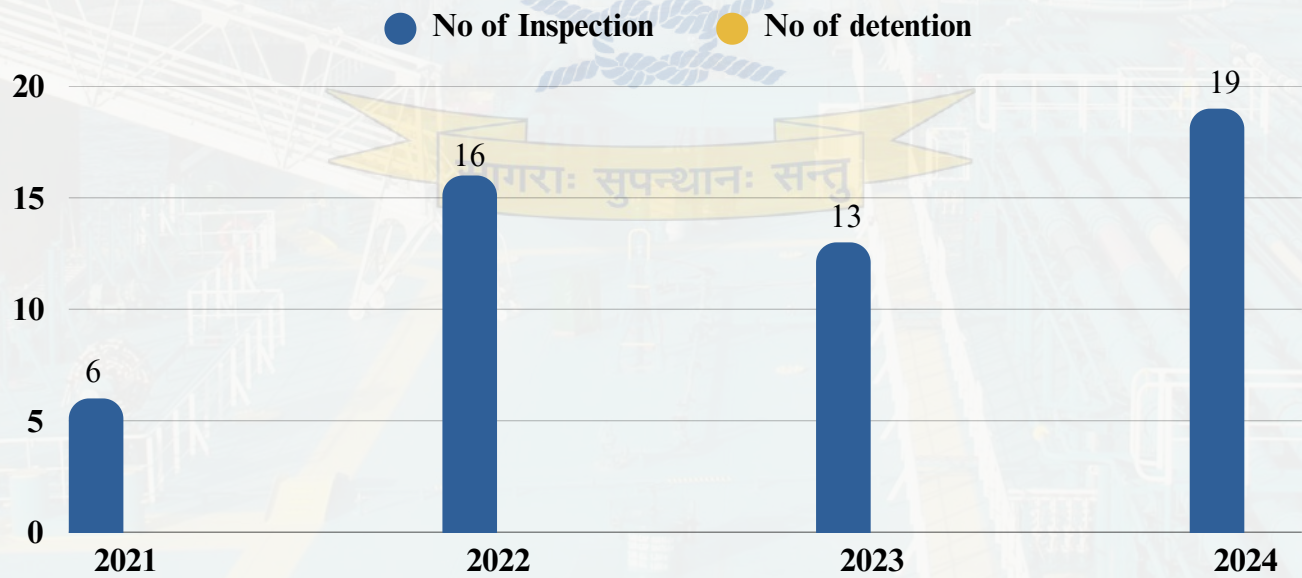
## Trends - Detention of Indian Flag Ships inspected in Paris MoU (Figure 17C)



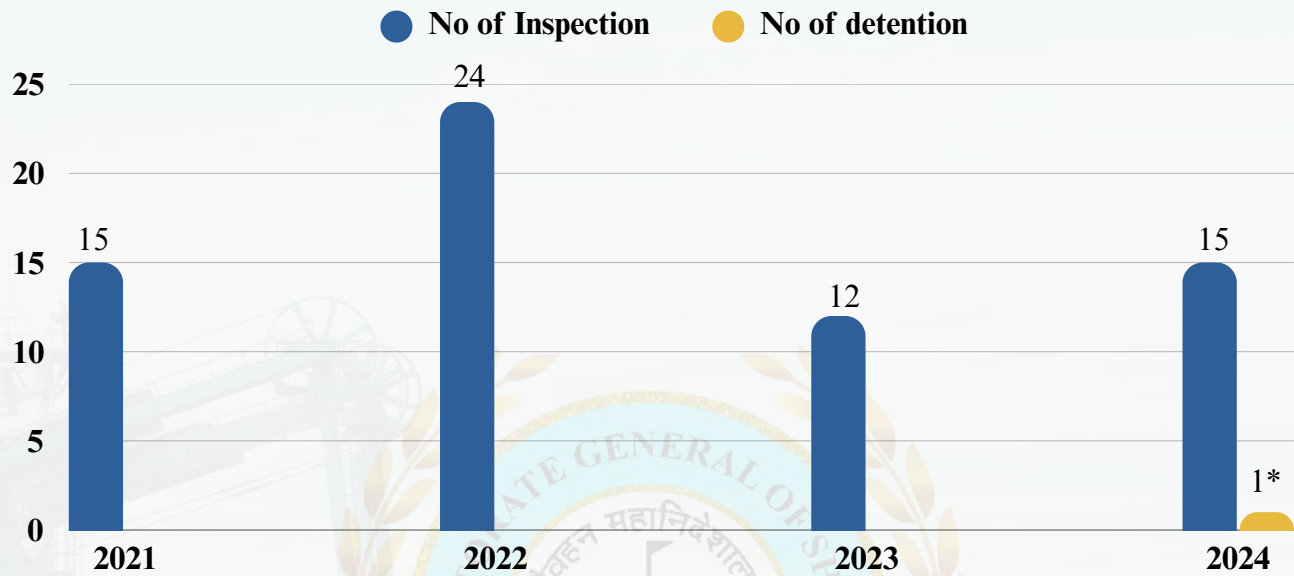
## Trends - Detention of Indian Flag Ships inspected in Riyadh MoU (Figure 17D)



## Trends - Detention of Indian Flag Ships inspected in USCG MoU (Figure 17E)

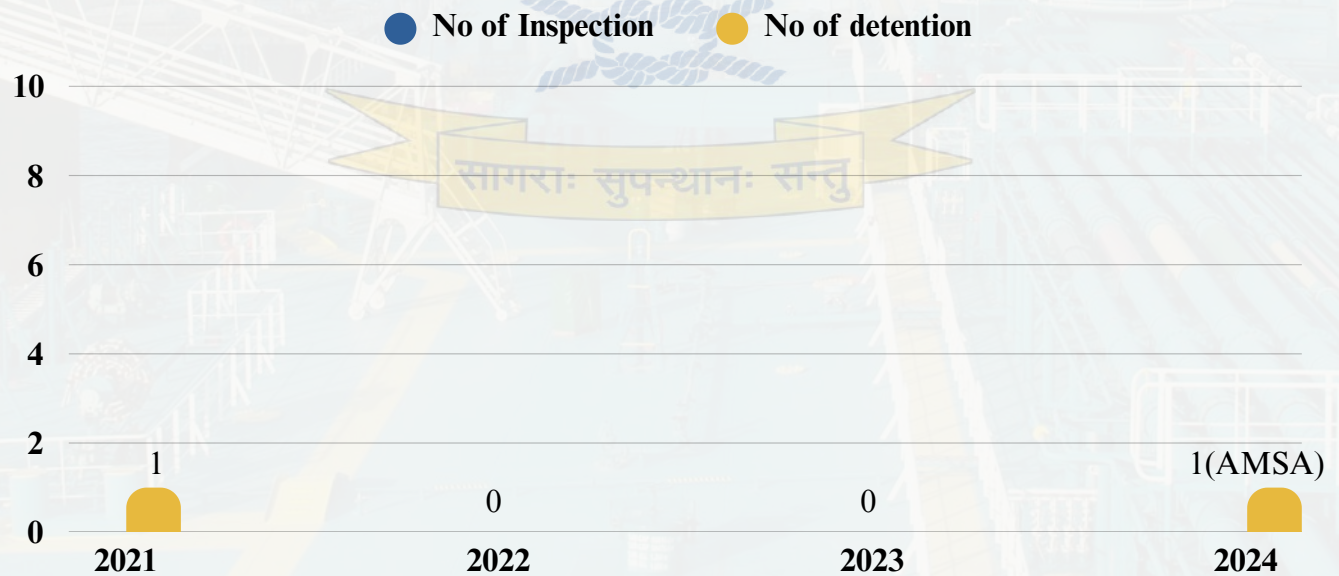


## Trends - Detention of Indian Flag Ships inspected in IOMOU (Figure 17F)



\*Detention under AMSA reflected in both Tokyo MOU & Indian Ocean MOU

## Trends - Detention of Indian Flag Ships inspected in Other Regional PSC Regimes (Figure 17G)



## Performance of Indian Flag Ships Inspected under various PSC Regimes

**Table 12: Performance in various Regional PSC Groups**

Total Inspections under PSC Regimes	Number of Inspections	Number of Detentions	Avg. Deficiency Index	Nil Deficiency Rate
ABUJA MOU	6	0	0	100
AMSA	6	1	5.33	33.33
BLACK SEA MOU	6	0	2	33.33
CARIBBEAN	1	0	0	100
IOMOU	15	0	1.06	60
MED-MOU	1	0	0	100
PARIS MOU	19	0	2.31	47.36
RIYADH MOU	51	0	2.96	41.17
TOKYO MOU	49	0	2.97	34.69
USCG	19	0	0.15	84.21
AQUERDO VINA-DEL-MAR	16	0	0.18	93.75
<b>TOTAL</b>	<b>189</b>	<b>1</b>	<b>2.15</b>	<b>52.38</b>

## PERFORMANCE OF INDIAN SHIPS: AGE BASED

**Table 13A: Age based performance of Indian Ship**

Type of Ship and age bracket	No of Inspections	No of Detentions	Avg. Deficiency Index	Nil-Deficiency Index
0-5 Years	0	0	0	0
6-15 Years	106	1	2.73	48.11
16-25 Years	82	0	1.41	58.53
26 Years & Above	1	0	2	0
<b>All</b>	<b>189</b>	<b>1</b>	<b>2.15</b>	<b>52.38</b>

**Table 13B: Age based performance of Bulk Carriers**

Type of Ship and age bracket	No of Inspections	No of Detentions	Avg. Deficiency Index	Nil-Deficiency Index
0-5 Years	0	0	0	0
6-15 Years	70	1	2.84	44.28
16-25 Years	24	0	1.45	58.33
<b>All</b>	<b>94</b>	<b>1</b>	<b>2.48</b>	<b>47.87</b>

**Table 13C: Age based performance of Gas Carriers**

Type of Ship and age bracket	No of Inspections	No of Detentions	Avg. Deficiency Index	Nil-Deficiency Index
0-5 Years	0	0	0	0
6-15 Years	2	0	5	0
16-25 Years	7	0	3.14	28.57
All	9	0	3.55	22.22

**Table 13D: Age based performance of Other type Ships**

Type of Ship and age bracket	No of Inspections	No of Detentions	Avg. Deficiency Index	Nil-Deficiency Index
0-5 Years	0	0	0	0
6-15 Years	3	0	9.33	33.33
16-25 Years	8	0	1.37	75
All	11	0	0.81	63.63

**Table 13E: Age based performance of Oil Tankers**

Type of Ship and age bracket	No of Inspections	No of Detentions	Avg. Deficiency Index	Nil-Deficiency Index
0-5 Years	0	0	0	0
6-15 Years	30	0	1.76	60
16-25 Years	37	0	1.16	62.16
All	67	0	1.43	61.19

**Table 13F: Age based performance of Container Ships**

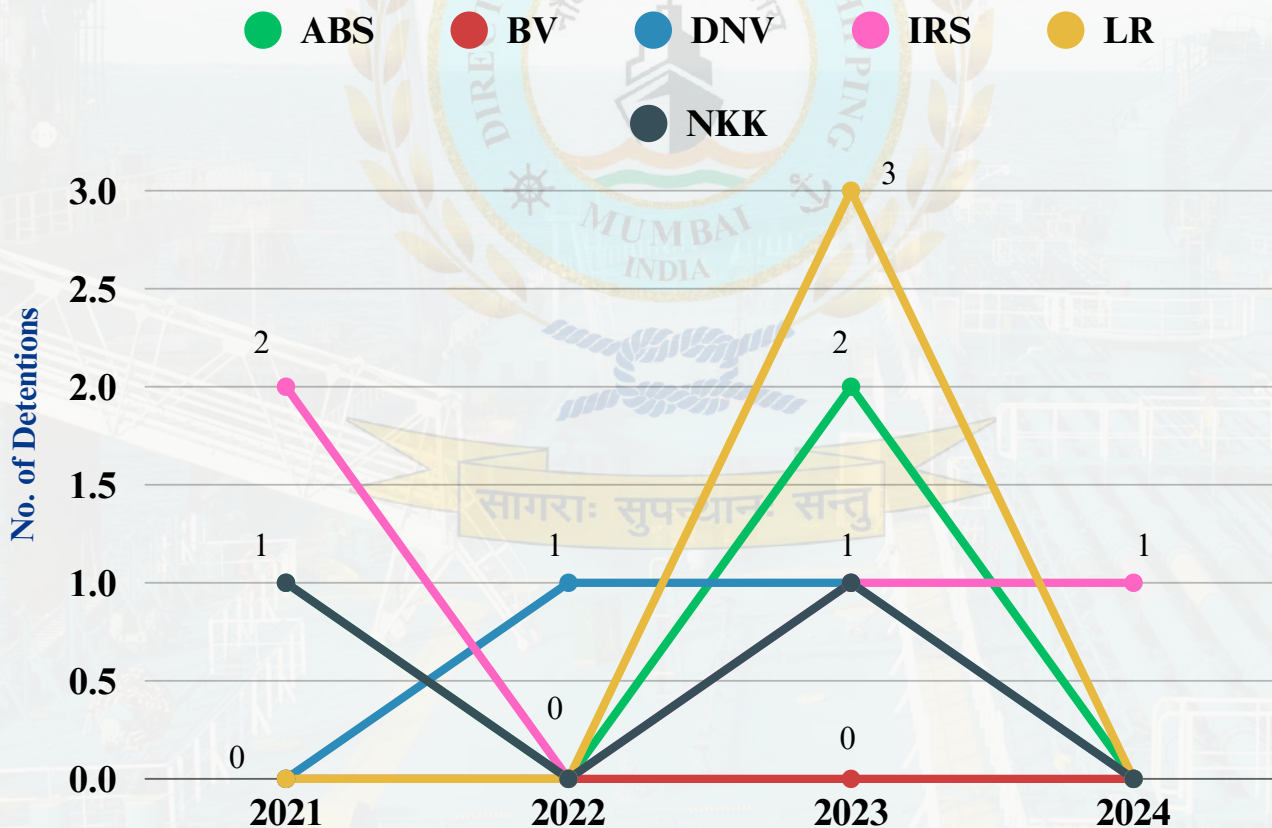
Type of Ship and age bracket	No of Inspections	No of Detentions	Avg. Deficiency Index	Nil-Deficiency Index
0-5 Years	0	0	0	0
6-15 Years	0	0	0	0
16-25 Years	6	0	0.66	50
26 Years & Above	1	0	2	0
All	7	0	0.85	42.85

**Table 13G: Age based performance of Chemical Tanker**

Type of Ship and age bracket	No of Inspections	No of Detentions	Avg. Deficiency Index	Nil-Deficiency Index
6-15 Years	1	0	0	100
All	1	0	0	100

Table 14: Performance of Recognized Organizations				
Recognized Organizations	No of Inspections	No of Detentions	Avg. Deficiency Index	Nil-Deficiency Index
ABS	37	0	1.59	51.35
BV	4	0	2	25
DNV	29	0	2.03	55.17
IRS	60	1	2.85	43.33
LR	50	0	1.86	62
NKK	9	0	1.88	66.66
All	189	1	2.15	52.38

Trends - Detention by ROs (Figure 18)



**Table 15: Performance of Indian Shipping Companies**

Company	No of Inspections	No of Detentions	Avg. Deficiency Index	Nil-Deficiency Index
Anglo-Eastern Ship Management India Pvt. Ltd	2	1	14	0
Apeejay Shipping Limited	4	0	4	75
ASP Ship Management (India) Pvt. Ltd	4	0	3.75	25
Bravo Ship Management Pvt. Ltd	3	0	0.66	66.66
EQUIPTRANS LOGISTICS PVT. LTD	3	0	1.33	33.33
FIVE STARS SHIPPING CO.PVT.LTD	18	0	1.72	50
Fleet Management India Pvt. Ltd	1	0	2	0
Gaslite Ship Management Private Limited	1	0	10	0
Greatship India Limited	1	0	0	100
MOL Nippon India Ship Management Pvt. Ltd	2	0	5	0
SANMAR SHIPPING LTD	6	0	3.33	33.33
SEVEN ISLANDS SHIPPING LTD	8	0	1.75	25
Shipping Corporation Of India Ltd	24	0	4.62	8.33
SIMA MARINE(INDIA) PVT LTD	5	0	1.2	20
Synergy Oceanic Services India Pvt Ltd	5	0	1.2	20
The Great Eastern Shipping Co. Ltd	89	0	1.18	71.91
THE INDIA CEMENTS LIMITED	1	0	0	100
Tolani Shipping Co. Ltd	9	0	2.33	55.55
Transworld Fleet Management India Pvt. Ltd	3	0	2	66.66
<b>Total</b>	<b>189</b>	<b>1</b>	<b>2.15</b>	<b>52.38</b>



## Indian Flag Ships Detained under Port State Control for 2024

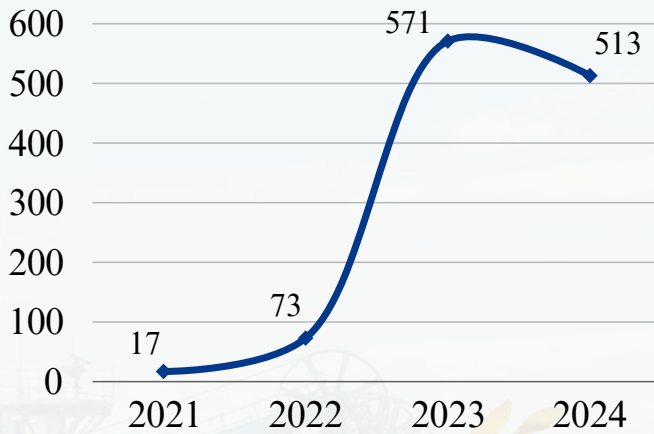
Sr. No.	Date of Inspection	IMO No.	Ship Name	Name of Owner	GT	Year Built	Ship Type	RO	Place of Inspection	MOU
1	26.04.2024	9467897	DARYA SHAAN	Anglo-Eastern Ship Management	16102	2009	Bulk Carrier	IRS	Melbourne, VIC	AMSA

## List of Detainable deficiencies observed during the PSC Inspection of Indian Flag Ships

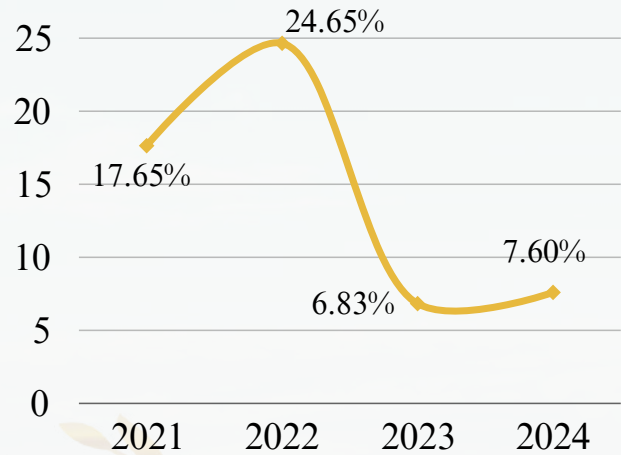
Description of Detainable Deficiencies by Category				
Sr. No	Code	Nature of Deficiencies	Deficiency Description	Deficiencies Main Head
1	08107	Machinery controls alarm	Main engine control and monitoring system defective as evidenced by the vessel reporting to the Company defects relating to main engine exhaust gas deviation alarm	Alarms
2	13102	Auxiliary engine	No.1 and No.2 DG automatic starting arrangement defective.	Propulsion and auxiliary machinery
3	08107	Machinery controls alarm	Engine room alarm monitoring system defective	Alarms
4	15109	Maintenance of the ship and equipment	Vessel is not maintained after survey as evidenced by deficiencies 1 to 19 as listed in this report.	ISM
5	15113	Other (ISM)	SMS as implemented fails to ensure that the vessel is maintained in conformity with the provisions of the relevant rules and regulations as evidenced by deficiencies 1 to 19 as listed in this report; and that defects are reported to Port State authorities as required as evidenced by vessel not reporting deficiencies 1, 2 and 3 to AMSA.	ISM

# ANNUAL REPORT 2024

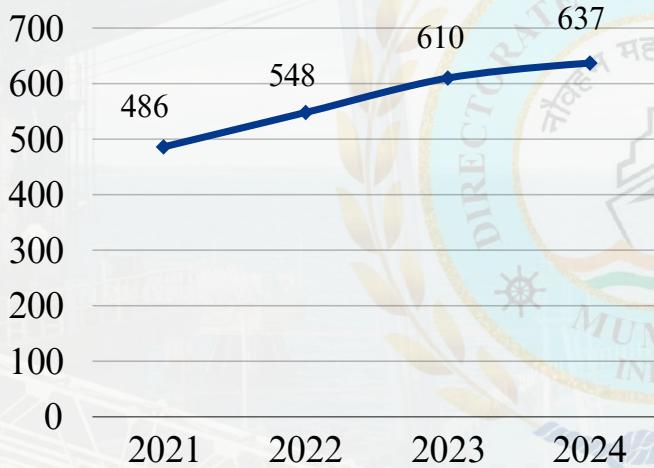
**PSC Inspection Trends India**



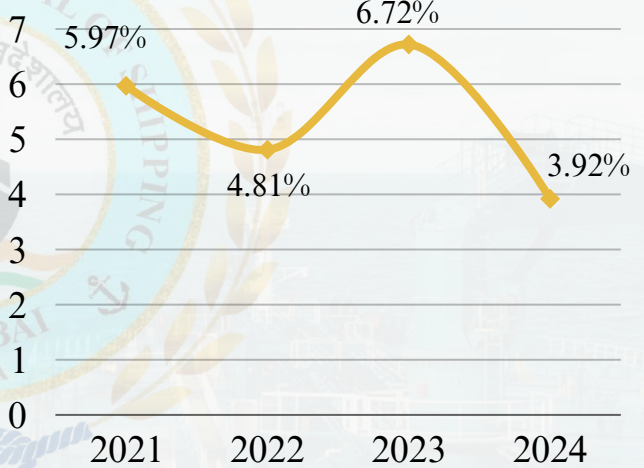
**PSC Detention Trends India**



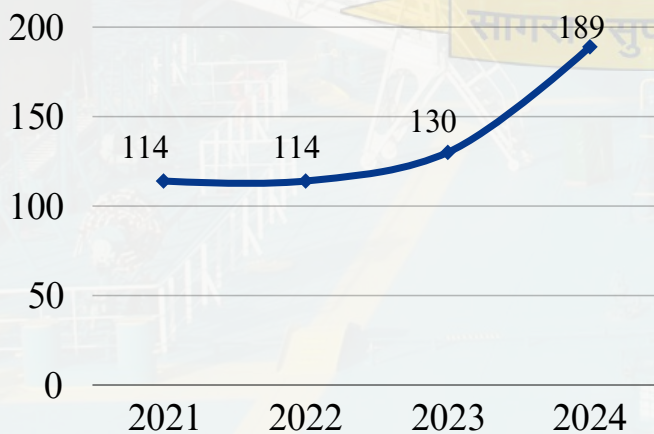
**FSI Inspection Trends India**



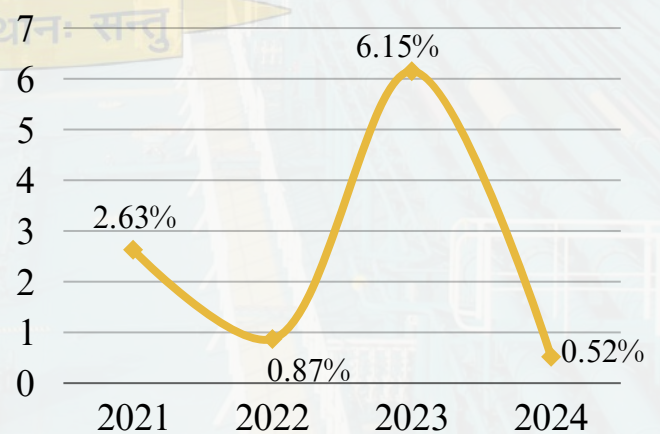
**FSI Detention Trends India**



**PSC Abroad Inspection Trends**



**PSC Abroad Detention Trends**



# MISCELLANEOUS DEFICIENCY PHOTOS



Damaged Public Address Systems



Hole in Bulwark



Damaged pilot ladder



Damaged obd motor for workboat



Non ops Sat C



Cracked and holded lifebuoys



AC sw cooling overboard line repaired with devcon



Main SW line valve leaking from valve body



Fire pump outlet pipe leaking and temporarily repaired



Devcon putty on AC condenser sw cooling line



Photocopy of navigation charts in use



No protection. Guard



**FURTHER INFORMATION MAY BE OBTAINED FROM:**

**Port state control cell,  
Directorate general of shipping  
9th floor, Beta building,  
I-think techno campus,  
Kanjurmarg (East),  
Mumbai - 400 042 (India)**

Tel. No. : 91-22-25752040/41/42/43/45

Fax No. : 91-22-25752029/35

Email : dgship-dgs@nic.in

psc-dgs@nic.in

website: [www.dgshipping.gov.in](http://www.dgshipping.gov.in)



**Scan to Connect Our Social Media**